Serving the Industry since 1947

SQUIBB TAYLOR

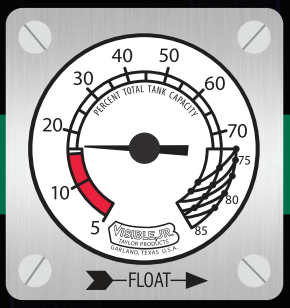

www.squibbtaylor.com

LPG Equipment Catalog LP.25

SQUIBB TAYLOR

MANUFACTURED BY PARKER

USER SAFETY RESPONSIBILITY STATEMENT

For All LP-Gas Products Offered by Squibb-Taylor

FAILURE OR IMPROPER SELECTION OR IMPROPER USE OF THE PRODUCTS DESCRIBED HEREIN OR RELATED ITEMS CAN CAUSE DEATH, PERSONAL INJURY OR PROPERTY DAMAGE.

- This document and other information from Squibb-Taylor, its subsidiaries and authorized distributors provide product or system options for further investigation by users having technical expertise.
- The user, through its own analysis and testing, is solely responsible for making the final selection of the system and components and assuring that all performance, endurance, maintenance, safety and warning requirements of the application are met. The user must analyze all aspects of the application, follow applicable industry standards, and follow the information concerning the product in the current product catalog and in any other materials provided from Squibb-Taylor or its subsidiaries or authorized distributors.
- To the extent that Squibb-Taylor or its subsidiaries or authorized distributors provide components or system options based upon data or specifications provided by the user, the user is responsible for determining that such data and specifications are suitable and sufficient for all applications and reasonably foreseeable uses of the components or systems.

Visit our Website @ www.squibbtaylor.com for Updates, Changes, New Products & IOM Manual - (Installation, Operation, & Maintenance Instructions)

Section Contents

Section A - Hose & Hose Ends

Band-It®	Bulk Delivery Hose Assy.	Bulk Delivery Hose	High Pressure Hose Assy.	High Pressure Hose
Hose Buddy	Hose Fittings	Low Pressure Hose Assy.	Low Pressure Hose	Motor Fuel Hose
Pro-Tecto Wrap	Vapor Hose Assy	Vapor Hose	Wetlines	

Section B - Tank Gauges

Eliminator Gauges	Flow Indicators	Gauge Dials	Junior Gauges	Lift Truck Gauges
Master Gauges	Ordering Information	RoadMaster Gauges	Rotary Gauges	Senior Gauges
Stationary Tank Monitor	Threaded Gauges	Vertical Cylinder Gauges		

Section C - Regulators & Accessories

2-PSI	Appliance Regulators	Automatic Changeover	Commercial / Industrial	Copper & Rubber Pigtails
First Stage	High Pressure	Integral Two Stage	Low Pressure	POL & QCC Adaptors
Pressure Gauge	Regulator Accessories	Second Stage	Test Equipment	Vent Accessories

Section D - Fittings

Brass Ball Valves	Brass Fittings	Dormont Connectors	Schedule 40 Fittings	Schedule 80 Fittings
Swage Nipples	Welded Nipples - Black	Welded Nipples - Heavy		

Section E - Acme Adaptors, Tank & Cylinder Valves

Acme Adaptors	Acme Couplings	Acme Caps & Plugs	Cylinder Accessories	Cylinders
Cylinder Valves	Filler Valves	Forklift Valves	Internal Relief Valves	Liquid Withdrawal Valves
Motor Fuel Valves	Multi-Valves	OPD Valves	Relief/Hydrostatic Valves	Vapor Valves

Section F - Plumbing

Anodes	Continental Fittings	Copper Tubing	Dielectric Unions	Flaring Tools
Gastite	Tubing Tools	Poly Pipe	Vapor Meters	

Section G - Pumps, Liquid Meters, & Vaporizers

Algas Vaporizers	Blackmer Pumps	Bypass Valves	Corken Compressors	Corken Pumps
Krug Compressors	Krug Hand Pump	Liqua-Tech Meters	Motor Bases	Motors
Neptune Meters	Pump Bases	Pump Parts List		

Section H - Bulk Tank & Bobtail

Actuators	Back Check Valves	Braided Connectors	Bulkheads	Emergency Shutoff Valves
Excess Flow Valves	Globe & Angle Valves	Hose Reels	Internal Valves	Quick Acting Valves
Relief Valves	Thermometers	Tripin Loading Arm	Tripods / Bulkheads	Strainers

Section I - Miscellaneous

Carburetion	Decals	Gloves	Lighters	Mr. Heater
R.V. / Camping Fittings	Shop Heaters	Thread Sealants	Tola	Torches
Valve Locks				

Section A Index

• 1”-20 w/Hose Barb	11
• 2-Bolt Clamp Hose Couplings	10
• Band-It® Hose Clamps	13
• Band-It® Tool	13
• Brass Hose Nipples - High Pressure	12
• Brass Hose Nipples - Low Pressure	12
• Brass Hose Nipples - Swivel	12
• High Pressure Gas Connections	13
• High Pressure Vapor Hose Assemblies	8
• Hose Buddy	6
• Parker LP-Gas Hose	
• Bobtail Delivery Hoses	3
• Bulk Hose	6
• Hose Assemblies - 3/8” Hose	4
• Hose Assemblies - 1/2” Hose	4
• Hose Assemblies - 3/4” Hose	4
• Hose Assemblies - 1” Hose	4
• Hose Assemblies - 1 1/4” Hose	5
• Hose Assemblies - 2” Hose	5
• Vapor Hose	8
• Vapor Hose Assemblies	8
• Wire-Braided Hose	9
• POL Replacement O-Ring	11
• POL w/Hose Barb	11
• QCC w/ Hose Barb	11
• Spiral Hose Wrap	6
• Swivel Hose Unions	10
• Wetline Assembly	7
• Wire-Braided Hose Couplings	9

Authorized Hose Assembly Distributor

Custom Lengths Available

All Hoses Are Hydrostatically Tested To Parker Standards

Date of Manufacture on Hose

Replace By Date on Hose

350 PSI Working Pressure

1,750 PSI Burst Pressure

Always Check Hose Periodically For Wear.

DOT Certifications On Every Hose.



Hoses Are Banded For
Easy Handling & Stocking



No Stripe



Yellow Stripe

Parker LP-Gas Bobtail Delivery Hoses

Parker LP-Gas Bobtail Delivery Hoses						
Item Number	**Part Number**	**Hose I.D.**	**Hose Ends**	**Hose Length (OAL)**	**Hose Type**	**Description**
187855	LP100050	1”	1” MNPT	50’	LP-Gas Hose	Assemblies are Hydrostatically Tested, Tagged, & Come with Certifications.
187875	LP100100			100’		
187880	LP100125			125’		
187884	LP100140			140’		
187885	LP100150			150’		
187892	LP100160			160’		
187886	LP100165			165’		
187887	LP100170			170’		
187889	LP100175			175’		
187890	LP100200			200’		



LP100125



DOT Tag

Parker LP-Gas Bobtail Delivery X-Treme™ Hoses						
Item Number	**Part Number**	**Hose I.D.**	**Hose Ends**	**Hose Length (OAL)**	**Hose Type**	**Description**
187980	LPXTC1100	1”	1” MNPT	100’	LP X-Treme™ Cold Hose	Assemblies are Hydrostatically Tested, Tagged, & Come with Certifications.
187985	LPXTC1125			125’		
187990	LPXTC1150			150’		
187995	LPXTC1180			180’		

Series 7132XTC is a flexible, lightweight, low temperature liquefied petroleum gas (LPG)/propane delivery and transfer hose. The construction stays flexible to -65°F (-53°C) and incorporates multiple textile plies of reinforcement for flexibility and kink resistance. The perforated cover is resistant to mild chemicals, oil and ozone.

Parker LP-Gas 3/8” Hose X 3/8” MNPT Hose Assemblies

Item Number	Part Number	(OAL)
187550	LP038006	6’
187555	LP038012	12’
187558	LP038015	15’
187580	LP038020	20’
187584	LP038025	25’
187592	LP038050	50’

Parker LP-Gas 1/2” Hose X 1/2” MNPT Hose Assemblies

Item Number	Part Number	(OAL)
187595	LP050001	1’
187598	LP050003	3’
187600	LP050004	4’
187605	LP050005	5’
187610	LP050006	6’
187612	LP050007	7’
187615	LP050008	8’
187620	LP050010	10’
187625	LP050012	12’
187627	LP050015	15’
187630	LP050018	18’
187632	LP050020	20’
187634	LP050025	25’
187637	LP050030	30’
187635	LP050050	50’
187650	LP050100	100’
187648	LP050125	125’

Parker LP-Gas 3/4” Hose X 3/4” MNPT Hose Assemblies

Item Number	Part Number	(OAL)
187699	LP075001	1’
187700	LP075002	2’
187705	LP075003	3’
187708	LP075004	4’
187710	LP075006	6’
187715	LP075008	8’
187720	LP075010	10’
187725	LP075012	12’
187727	LP075015	15’
187730	LP075018	18’
187732	LP075020	20’
187735	LP075024	24’
187737	LP075025	25’
187743	LP075031	31’
187750	LP075040	40’
187760	LP075050	50’
187768	LP075075	75’
187775	LP075100	100’
187778	LP075125	125’
187785	LP075150	150’
187790	LP075175	175’
187797	LP075200	200’

Parker LP-Gas 1” Hose X 1” MNPT Hose Assemblies

Item Number	Part Number	(OAL)
187800	LP100002	2’
187803	LP100003	3’
187805	LP100004	4’
187808	LP100006	6’
187815	LP100010	10’
187820	LP100012	12’
187823	LP100015	15’
187830	LP100018	18’
187832	LP100018-6	18’6”
187831	LP100019	19’
187834	LP100020	20’
187840	LP100022	22’
187845	LP100025	25’
187850	LP100030	30’

Parker LP-Gas Hose Assemblies

Parker LP-Gas 1 1/4” Hose X 1 1/4” MNPT Hose Assemblies

Item Number	Part Number	(OAL)
187651	LP125001	1’
187682	LP125-18.25	18.25”
187654	LP125003	3’
187657	LP125006	6’
187670	LP125010	10’
187672	LP125012	12’
187673	LP125015	15’
187675	LP125016	16’
187680	LP125018	18’

Item Number	Part Number	(OAL)
187683	LP125019	19’
187685	LP125020	20’
187690	LP125021	21’
187693	LP125025	25’
187695	LP125028	28’
187696	LP125030	30’
187698	LP125050	50’
187688	LP125100	100’

Parker LP-Gas 2” Hose X 2” MNPT Hose Assemblies

Item Number	Part Number	(OAL)
187923	LP200-12	12”
187925	LP200-14	14”
187927	LP200-15	15”
187929	LP200002	2’
187910	LP200004	4’
187912	LP200005	5’
187914	LP200006	6’
187930	LP200010	10’
187931	LP200011	11’
187932	LP200012	12’

Item Number	Part Number	(OAL)
187934	LP200014	14’
187935	LP200015	15’
187940	LP200018	18’
187955	LP200018-6	18’6”
187941	LP200019	19’
187945	LP200020	20’
187948	LP200025	25’
187950	LP200030	30’
187961	LP200050	50’
187975	LP200100	100’



Hoses Are Banded For
Easy Handling & Stocking

OAL = Overall Length.

Hose Assemblies Are Hydrostatically Tested & Come With Certifications.

Hose Assemblies Can Be Assembled In Any Length.



LP125XXX

Parker LP-Gas Hose & Hose Protectors

Parker LP-Gas Hose

Item Number	Part Number	Hose I.D.	Part Description	Hose Length	Reel Length
187000	7132-25354E	1/4”	High Pressure 350 PSI LP-Gas Hose	Cut to Order	350’
187025	7132-38354	3/8”			600’
187050	7132-50354	1/2”			500’
187075	7132-75354	3/4”			350’
187100	7132-100354	1”			300’
187105	7132XTC-100354 *	1”			250’
187125	7232-1252	1 1/4”			300’
187150	7232-1503K	1 1/2”			150’
187175	7232-2003K	2”			150’

** LP X-Treme™ Cold Hose.*



7132-50354



7232-1252

Spiral Hose Wrap

Item Number	Part Number	Hose Size	Color	Case Quantity	Part Description
750520	R20SSG66BLKQ1	1/2”	Black	100’	Wraps around hose to protect from abrasive ground surfaces. Easily transferable from hose to hose.
750523	R25SSG66-YEL	3/4”	Yellow	100’	
750524	R32SSG66-BLU	1”	Blue	100’	
750528	R40SSG66YELQ1	1 1/4”	Yellow	100’	
750530	R50SSG66-BLK	1 1/2”	Black	100’	
750525	R63SSG66-RED	2”	Red	100’	



R32SSG66-BLU



R63SSG66-RED

Hose Buddy

Item Number	Part Number	Part Description
117325	HB-1000	Fits 2” hose to protect from abrasive ground surfaces. Easily transferable from hose to hose.



HB-1000



Wetline Assembly

Typical Wetline Assembly				
Reference No.	**Item Number**	**Part Number**	**Description**	**Quantity**
1	187725	LP075012	Parker 3/4” x 12’ Hose Assembly	1
2	150615	MEH225	1/4” Relief Valve 440 PSI	1
3	150506	ME111	1 3/4” Female Acme X 3/4” MNPT	1
4	330426	ME449	3/4” Transfer Valve	1



① LP075012



② MEH225



③ ME111



④ ME449



⑤ 100-704



⑥ AL417P



⑦ L424A

Choose One				
Reference No.	**Item Number**	**Part Number**	**Description**	**Quantity**
5	223115	100-704	3/4” Ball Valve	1
6	110573	AL417P	3/4” Quick Acting Globe Valve	1
7	110452	L424AS	3/4” Minimum Bleed Valve	1

Choose One				
Reference No.	**Item Number**	**Part Number**	**Description**	**Quantity**
8	330745	ME453	Checkmate Adaptor (Old Style)	1
9	150199	ME458	Checkmate Adaptor (New Style)	1



⑧ ME453
Old Style



⑨ PA5138
New Style



⑩ ME318



⑪ ME210

For Filling Cylinders				
Reference No.	**Item Number**	**Part Number**	**Description**	**Quantity**
10	121856	ME318	Male POL x 1/4” MNPT	1
11	150270	ME210	1 3/4” Male Acme x 1/4” FNPT	1

Parker Vapor Hose & Vapor Hose Assemblies

Parker Vapor Hose

Item Number	Part Number	Hose I.D.	Hose Type	Hose Color	Reel Length
183111	7122-38200350	3/8”	Low Pressure	Red	350’



7122-38200

3/8” Red Low Pressure Vapor Hose Assemblies

Hose Size	Hose Ends	Item Number	Part Number	Length	Item Number	Part Number	Length
3/8” Red Low Pressure Hose	3/8” Female Swivels on Each End	183140	LPRV038-12	12”	183183	LPRV038-84	84”
		183146	LPRV038-18	18”	183184	LPRV038-96	96”
		183147	LPRV038-24	24”	183187	LPRV038-108	108”
		183156	LPRV038-30	30”	183185	LPRV038-120	120”
		183161	LPRV038-36	36”	183186	LPRV038-144	144”
		183171	LPRV038-48	48”	183197	LPRV038-180	180”
		183181	LPRV038-60	60”	183188	LPRV038-240	240”
		183182	LPRV038-72	72”	183141	LPRV038-300	300”



LPRV038-12



50A1900080

5/16” Black High Pressure Vapor Hose Assemblies

Hose Size	Hose Ends	Item Number	Part Number	Length	Item Number	Part Number	Length
5/16” Black High Pressure Hose	3/8” Female Swivels on Each End	183200	50A1900080	12”	183213	50A1900095	96”
		183202	50A1900085	24”	183214	50A1900081	120”
		183204	50A1900089	36”	183216	50A1900083	144”
		183206	50A1900090	48”	183218	50A1900084	180”
		183208	50A1900091	60”	183219	50A1900087	300”
		183210	50A1900093	72”	183220	50A1900092	600”
		183212	50A1900094	84”			

Parker Wire-Braided Hose & Couplings

Parker Wire-Braided Hose			
Item Number	**Part Number**	**Hose ID**	**Reel Length**
750556	SS25UL-4	3/16”	475’
750561	SS25UL-6	5/16”	385’
750565	SS25UL-8	13/32”	475’
750566	SS25UL-10	1/2”	275’



SS25UL

Parker Wire-Braided Hose Couplings			
Item Number	**Part Number**	**Hose ID**	**Connection**
750576	20820-4-4	3/16”	1/4” Female Flare
750579	20120-4-4		1/4” Male NPT
750582	20120-4-6		3/8” Male NPT
750580	20820-6-6	5/16”	3/8” Female Flare
750587	27920-6-6		3/8” Female Flare 90°
750586	27720-6-6		3/8” Female Flare 45°
405130	ME8346 *		3/8” Female Flare
750589	20820-8-8	13/32”	1/2” Female Flare
750590	27920-8-8		1/2” Female Flare 90°
750585	20120-6-6		3/8” Male NPT
750591	20820-10-10	1/2”	5/8” Female Flare
750584	20820-12-12	3/4”	3/4” Female Flare

** With 1/4” FNPT Side Port.*



27920



20820



20120



27720



ME8346

2-Bolt Clamp Hose Couplings

Item Number	Part Number	Coupling Type	Outlet Size	Hose Barb
122196	ME3162-08	Clamp Type A Standard Outlet	1/2” MNPT	1/2”
122201	ME3162-12		3/4” MNPT	3/4”
122206	ME3162-16		1” MNPT	1”
117312	A221S			1 1/4”
122211	ME3162-20		1 1/4” MNPT	
122216	ME3162-24		1 1/2” MNPT	1 1/2”
122221	ME3162-32		2” MNPT	2”
122225	M3162-48		3” MNPT	3”
122230	ME3162-12S	Clamp Type B Swivel Nut Outlet	1 3/4” F. Acme	3/4”
122212	ME3162-2018S			1 1/4”
122213	ME3162-2020S		2 1/4” F. Acme	
122236	ME3162-32B		3 1/4” F. Acme	2”
122241	ME3162-32S			
122245	M3162-48S		4 1/4” F. Acme	3”



ME3162-20



ST-M3162-32B



ME3162-2018S

Swivel Hose Unions

Item Number	Part Number	Pipe Thread	Pipe Swivel
230151	2045-8-8S	1/2” MNPT	1/2” FNPT
230154	2046-8-8S	1/2” FNPT	
230152	2045-12-12S	3/4” MNPT	3/4” FNPT
230155	2046-12-12S	3/4” FNPT	
230153	2045-16-16S	1” MNPT	1” FNPT
230161	2046-16-16S	1” FNPT	
230157	2045-20-20S	1 1/4” MNPT	1 1/4” FNPT
230156	2046-20-20S	1 1/4” FNPT	
230263	2045-24-24S	1 1/2” MNPT	1 1/2” FNPT
230261	2046-24-24S	1 1/2” FNPT	
230158	2045-32-32S	2” MNPT	2” FNPT
230199	2046-32-32S	2” FNPT	



2045-16-16S



2046-16-16S

Hose Barb Fittings

POL w/Hose Barb			
Item Number	**Part Number**	**Hose Size**	**Outlet Connection**
121910	ME5930	1/4” Seven Barb	Male Hard Nose POL
405076	ME1656		Male Soft Nose POL w/Plastic Handwheel
405083	ME1656AR		Male Soft Nose POL w/ Round Handwheel
405071	ME1655-78N		Male Soft Nose POL w/.9 GPM Excess Flow



ME5930



ME1656



ME1656AR



ME1655-78N

POL Replacement O-Ring		
Item Number	**Part Number**	**Part Description**
405084	568-110-01	POL O-Ring



568-110-01

QCC Connector w/Hose Barb						
Item Number	**Part Number**	**Hose Barb**	**Outlet Connection**	**Flow Capacity**	**Handwheel Color**	**Thermal Protection**
150604	ME518-25H	1/4”	1 5/16” Female Acme QCC	100 SCFH Air / 200,000 BTUH	Green	Yes
150660	ME519-25H			200 SCFH Air / 400,000 BTUH	Red	
150662	ME518-38H	3/8”		100 SCFH Air / 200,000 BTUH	Green	
150665	ME519-38H			200 SCFH Air / 400,000 BTUH	Red	



ME518-25H



ME484



ME496

1”-20 w/Hose Barb			
Item Number	**Part Number**	**Inlet**	**Outlet**
150606	ME484	1”-20 Female	1/4” Seven Barb Hose
405106	ME496	1/4” Hose Barb	1”-20 Male Swivel w/Valve Stem & O-Ring

Brass Hose Nipples - Low Pressure

Item Number	Part Number	Connection	Hose Barb	Number Of Hose Barbs
405095	ME4231	1/8” MNPT	1/4”	4 - Low Pressure
405099	ME4252	1/4” MNPT	3/8”	
405105	ME4855	3/8” Male Flare		
405104	ME4654	1/2” FNPT		
405102	ME4273	3/8” MNPT	1/2”	



ME4855



ME4654

Brass Hose Nipples - High Pressure

Item Number	Part Number	Connection	Hose Barb	Number Of Hose Barbs
405097	ME5232	1/4” MNPT	1/4”	7 - High Pressure
405098	ME5233	3/8” MNPT		
405100	ME5253	3/8” MNPT	3/8”	
405122	ME5632	1/4” FNPT	1/4”	
405120	ME5133	1/4” Inverted Flare		
405119	ME5835	3/8” Male Flare		



ME5133



ME5835

Brass Hose Nipples - Swivel

Item Number	Part Number	Nut	Hose Barb	Number Of Hose Barbs
220530	ME5335	3/8” Female Flare Swivel	1/4”	7 - High Pressure
220526	ME4355		3/8”	4 - Low Pressure
405103	ME4377	1/2” Female Flare Swivel	1/2”	4 - Low Pressure
405123	ME5357		3/8”	7 - High Pressure



ME4335



ME5357

Hose Barb Fittings & Band-It® Tool & Clamps

High Pressure Gas Connection				
Item Number	**Part Number**	**Outlet Connection**	**Hose Barb**	**Number Of Hose Barbs**
405040	ME23C	9/16”-18 Female Left Hand	1/4”	7 - High Pressure
405045	ME23E		3/8”	



ME23C

Band-It® Tool		
Item Number	**Part Number**	**Part Description**
230120	C00169	For Use on Widths of 3/16” to 3/4”



C00169

Band-It® Hose Clamps				
Clamp I.D.	**Carbon Steel**		**Stainless Steel**	
	Item Number	**Part Number**	**Item Number**	**Part Number**
13/16”	230123	JS3019	230234	JS2019 *
13/16”	-----	-----	230258	JS2409 *
1 3/8”	230124	JS3029	230236	JS2029
1”	230125	JS3039	230238	JS2039
1 1/4”	230126	JS3049	230240	JS2049
1 1/2”	230127	JS3059	230242	JS2059
1 3/4”	230128	JS3069	230244	JS2069
2”	230129	JS3079	230246	JS2079
2 1/4”	230130	JS3089	-----	-----
2 1/2”	230131	JS3099	230248	JS2099
3”	230133	JS3119	230252	JS2119

** Most Common.* *Other Sizes Available.*



J301 Series

Section B Index

• Accu-Max™ Float Gauges	30
• Accu-Max™ Gauge Parts	30
• Broken Screw Kit	42
• Dial Brackets	
• Glue-On Dial Brackets	42
• Master Gauge Dial Brackets	27
• RoadMaster Dial Brackets	25
• ViSible 4” Dial Brackets	42
• Dial Installation	47-49
• Dial Ordering Information	45-46
• Dial Screws	42
• Dials	
• Combination LP & NH3 RoadMaster 4”	39
• Combination LP & NH3 ViSible 4”	39
• Combination LP & NH3 Master 8” 2-Bracket	40
• Combination LP & NH3 Master 8” 3-Bracket	41
• LP Above Ground	34
• LP Below Ground & Motor Fuel	35
• LP Glue-On, ViSible 4”, & Master 8”	38
• LP Lift Truck	36
• LP Vertical Cylinder	37
• Flow Indicators	31
• Flow Indicator Parts	31
• Gauge Ordering Information	44
• Gauge Reference Information	43
• Junior LP Gauges	
• Above Ground LP Gauges	15
• Below Ground LP Gauges	16
• Gauge Parts	15-17
• Motorfuel LP Gauges	17

• Lift Truck LP Gauges	23
• Master Gauges	26
• Master Gauge Parts	27
• R3D Gen4 Modules	33
• R6315-12 Liquid Level Transmitter	33
• Reed Switches	33
• RoadMaster Mobile Gauges	24
• RoadMaster Gauge Parts	25
• Rotary Gauges	29
• Rotary Gauge Parts	29
• Sender	33
• Senior Above Ground LP Gauges	18
• Senior Gauge Parts	18
• Stationary Tank Monitor	32
• Storage Tank Monitor Parts	33
• Threaded LP Gauges	
• 3/4” LP Gauges	19
• 1” LP Gauges	20
• 1 1/4” LP Gauges	21
• The Eliminator™	28
• The Eliminator™ Dials	28
• Trans-Max Float Gauges	30
• Vertical Cylinder LP Gauges	22

Junior Above Ground LP Gauges

Float Gauges are designed to indicate the liquid level contents of LP-Gas Containers. These gauges mount in a Junior flanged coupling with a 2 1/32" diameter bolt circle.

Junior gauges are supplied standard with Buna-N gasket and four zinc-plated steel mounting screws (1/4"-28 x 7/8"). These gauges are available in top, side or end, and angle mounting for above ground tanks. ***Note:*** *Torque mounting bolts evenly to 35 In/Lbs.*

Junior LP Standard Sizes

Item Number	Part Number	"H"	Tank Diameter	Head Type	Mount	Case Quantity	Replacement Dials			
							Drop-In Dial	Drop-In R3D Dial	Tabbed Dial	Tabbed R3D Dial
130299	JA124IP	1/2"	24"	Alum.	Top	50 Pcs.	130012	130022	130021	130082
130305	JA154IP	1/2"	30"	Alum.	Top	50 Pcs.	130012	130022	130021	130082
130310	JA192J	1/2"	37"	Alum.	Top	50 Pcs.	130012	130023	130021	130082
130315	JA206IP	1/2"	41"	Alum.	Top	50 Pcs.	130012	130022	130021	130082
130301	JC124B	1/2"	24"	Alum.	45°	50 Pcs.	130012	130022	130021	130082
130303	JC154A	1/2"	30"	Alum.	45°	50 Pcs.	130012	130022	130021	130082
130307	JC190B	1/2"	37"	Alum.	45°	50 Pcs.	130012	130022	130021	130082
130312	JC210B	1/2"	41"	Alum.	45°	50 Pcs.	130012	130022	130021	130082
130316	JD080D	1/2"	24"	Alum.	End	50 Pcs.	130012	130022	130021	130082
130318	JD100F	1/2"	30"	Alum.	End	50 Pcs.	130012	130022	130021	130082
130320	JD120D	1/2"	37"	Alum.	End	50 Pcs.	130012	130022	130021	130082
130322	JD140C	1"	41"	Alum.	End	50 Pcs.	130012	130022	130021	130082

"H" Dimension = Distance from tank surface to center of thread.

Junior Gauge Parts

Item Number	Part Number	Case Quantity
130118	Jr. Gauge Screw	50 Pcs.
130121	Jr. Gauge Gasket Buna-N	50 Pcs.
130134	Jr. Gauge Gasket Teflon®	1 Pc.
403014	Jr. Gauge O-Ring	1 Pc.
130101	Jr. Gauge Head Only	1 Pc.





Junior Below Ground LP Gauges

Float Gauges are designed to indicate the liquid level contents of LP-Gas Containers. These gauges mount in a Junior flanged coupling with a 2 1/32" diameter bolt circle.

Junior gauges are supplied standard with Buna-N gasket and four zinc-plated steel mounting screws (1/4"-28 x 7/8").
Note: *Torque mounting bolts evenly to 35 In/Lbs.*

Junior LP Standard Sizes

Item Number	Part Number	"H"	Tank Diameter	Head Type	Mount	Case Quantity	Replacement Dials			
							Drop-In Dial	Drop-In R3D Dial	Tabbed Dial	Tabbed R3D Dial
130520	JB302AP-1	18 1/4"	24"	Alum.	Top	50 Pcs.	130011	130044	N/A	130083
131550	JB340A	22"	24"	Alum.	Top	50 Pcs.	130011	130044	N/A	130083
130522	JB332AP-1	18 1/4"	30"	Alum.	Top	50 Pcs.	130011	130044	N/A	130083
131551	JB370C	22"	30"	Alum.	Top	50 Pcs.	130011	130044	N/A	130083
130524	JB370GP-1	18 1/4"	37"	Alum.	Top	50 Pcs.	130011	130044	N/A	130083
131552	JB404D	22"	37"	Alum.	Top	50 Pcs.	130011	130044	N/A	130083
130526	JB382BP-1	18 1/4"	41"	Alum.	Top	50 Pcs.	130011	130044	N/A	130083
131553	JB424C	22"	41"	Alum.	Top	50 Pcs.	130011	130044	N/A	130083

"H" Dimension = Distance from tank surface to center of thread.

Junior Gauge Parts

Item Number	Part Number	Case Quantity
130118	Jr. Gauge Screw	50 Pcs.
130121	Jr. Gauge Gasket Buna-N	50 Pcs.
130134	Jr. Gauge Gasket Teflon®	1 Pc.
403014	Jr. Gauge O-Ring	1 Pc.
130101	Jr. Gauge Head Only	1 Pc.





Junior Motorfuel LP Gauges

Float Gauges are designed to indicate the liquid level contents of LP-Gas Containers. These gauges mount in a Junior flanged coupling with a 2 1/32" diameter bolt circle.

Junior gauges are supplied standard with Buna-N gasket and four zinc-plated steel mounting screws (1/4"-28 x 7/8"). These gauges are available in top, side or end, and angle mounting for motorfuel tanks. ***Note:*** *Torque mounting bolts evenly to 35 In/Lbs.*

Junior LP Standard Sizes

Item Number	Part Number	"H"	Tank Diameter	Head Type	Mount	Case Quantity	Replacement Dials	
							Drop-In Dial	Tabbed Dial
130247	10CC	-3/8"	10"	Aluminum	Side, End	50 Pcs.	136000	136005
130248	12CC	-3/8"	12"	Aluminum	Side, End	50 Pcs.	136000	136005
130250	14CC	-3/8"	14"	Aluminum	Side, End	50 Pcs.	136000	136005
130251	16CC	-3/8"	16"	Aluminum	Side, End	50 Pcs.	136000	136005
130252	18CC	-3/8"	18"	Aluminum	Side, End	50 Pcs.	136000	136005
130253	20CC	-3/8"	20"	Aluminum	Side, End	50 Pcs.	136000	136005
130254	22CC	-3/8"	22"	Aluminum	Side, End	50 Pcs.	136000	136005
130255	24CC	-3/8"	24"	Aluminum	Side, End	50 Pcs.	136000	136005
130249	12AC	-3/8"	12"	Aluminum	45° Angle	50 Pcs.	136000	136005
130256	14AC	-3/8"	14"	Aluminum	45° Angle	50 Pcs.	136000	136005
130257	16AC	-3/8"	16"	Aluminum	45° Angle	50 Pcs.	136000	136005
130258	18AC	-3/8"	18"	Aluminum	45° Angle	50 Pcs.	136000	136005
130259	20AC	-3/8"	20"	Aluminum	45° Angle	50 Pcs.	136000	136005
130260	22AC	-3/8"	22"	Aluminum	45° Angle	50 Pcs.	136000	136005
130261	24AC	-3/8"	24"	Aluminum	45° Angle	50 Pcs.	136000	136005

"H" Dimension = Distance from tank surface to center of thread.

Junior Gauge Parts

Item Number	Part Number	Case Quantity
130118	Jr. Gauge Screw	50 Pcs.
130121	Jr. Gauge Gasket Buna-N	50 Pcs.
130134	Jr. Gauge Gasket Teflon®	1 Pc.
403014	Jr. Gauge O-Ring	1 Pc.
130101	Jr. Gauge Head Only	1 Pc.





Senior Above Ground LP Gauges

Float Gauges are designed to indicate the liquid level contents of LP-Gas Containers. These gauges mount in a Senior flanged coupling with a 2 1/2" diameter bolt circle.

Senior gauges are supplied standard with Buna-N gasket and four zinc-plated steel mounting screws (5/16"-24 x 7/8"). These gauges are available in top, side or end, and angle mounting for above ground tanks. A Visible "4" Dial is available.

Note: *Torque mounting bolts evenly to 100 In/Lbs.*

Senior LP Standard Sizes

Item Number	Part Number	"H"	Tank Diameter	Head Type	Mount	Case Quantity	Replacement Dials			
							Drop-In Dial	Drop-In R3D Dial	Tabbed Dial	Tabbed R3D Dial
130324	SA130A	1"	24"	Alum.	Top	50 Pcs.	130009	130023	130037	403594
130326	SA160A	1"	30"	Alum.	Top	50 Pcs.	130009	130023	130037	403594
130328	SA194A	1"	37"	Alum.	Top	50 Pcs.	130009	130023	130037	403594
130330	SA214A	1"	41"	Alum.	Top	50 Pcs.	130009	130023	130037	403594
130332	SC130B	1"	24"	Alum.	45°	50 Pcs.	130012	130022	130037	403594
130334	SC160A	1"	30"	Alum.	45°	50 Pcs.	130012	130022	130037	403594
130336	SC194D	1"	37"	Alum.	45°	50 Pcs.	130012	130022	130037	403594
130338	SC214C	1"	41"	Alum.	45°	50 Pcs.	130012	130022	130037	403594
130340	SD080D	1"	24"	Alum.	End	50 Pcs.	130012	130022	130037	403594
130342	SD100C	1"	30"	Alum.	End	50 Pcs.	130012	130022	130037	403594
130344	SD120G	1"	37"	Alum.	End	50 Pcs.	130012	130022	130037	403594
130346	SD140A	1"	41"	Alum.	End	50 Pcs.	130012	130022	130037	403594

"H" Dimension = Distance from tank surface to center of thread.

Senior Gauge Parts

Item Number	Part Number	Case Quantity
130119	Sr. Gauge Screw	50 Pcs.
130122	Sr. Gauge Gasket Buna-N	50 Pcs.
130130	Sr. Gauge Gasket Teflon®	1 Pc.
130131	Sr. Gauge Gasket Spirotallic	1 Pc.
403013	Sr. Gauge O-Ring	1 Pc.
130104	Sr. Gauge Head Only	1 Pc.





3/4” Threaded LP Gauges

Float Gauges are designed to indicate the liquid level contents of LP-Gas Containers. These gauge mount in a 3/4” tank coupling.

The UA series gauges are only for top mount applications in an above ground tank. These come standard with a 3/4” threaded zinc head with a 2” hex wrenching flat and junior tabbed dial.

Note: *Torque head evenly to 50 to 100 Ft/Lbs.*

3/4” Threaded Domestic Standard Sizes

Item Number	Part Number	“H”	Tank Diameter	Head Type	Mount	Case Quantity	Replacement Dials			
							Drop-In Dial	Drop-In R3D Dial	Tabbed Dial	Tabbed R3D Dial
131640	UA130A-A	1”	24”	3/4” Zinc	Top	50 Pcs.	130012	130022	130052	N/A
131645	UA160A	1”	30”	3/4” Zinc	Top	50 Pcs.	130012	130022	130052	N/A
131650	UA194A-A	1”	37”	3/4” Zinc	Top	50 Pcs.	130012	130022	130052	N/A
131655	UA210A	1”	41”	3/4” Zinc	Top	50 Pcs.	130012	130022	130052	N/A

3/4” Horizontal Standard Sizes

Item Number	Part Number	“H”	Tank Diameter	Head Type	Mount	Case Quantity	Replacement Dials			
							Drop-In Dial	Drop-In R3D Dial	Tabbed Dial	Tabbed R3D Dial
131670	UD080A-A	1”	24”	3/4” Zinc	End	50 Pcs.	N/A	N/A	130043	N/A
131671	UD080B	1”	30”	3/4” Zinc	End	50 Pcs.	N/A	N/A	130043	N/A
131674	UD120A	1”	37”	3/4” Zinc	End	50 Pcs.	N/A	N/A	130043	N/A
131673	UD140A	1”	41”	3/4” Zinc	End	50 Pcs.	N/A	N/A	130043	N/A

“H” Dimension = Distance from tank surface to center of thread.







1” Threaded LP Gauges

Float Gauges are designed to indicate the liquid level contents of LP-Gas Containers. These gauges mount in a 1” tank coupling.

The HA series gauges are only for top mount applications in an above ground tank. These come standard with a 1” threaded brass head with a 2” hex wrenching flat. ***Note:*** *Torque head evenly to 75 to 150 Ft/Lbs.*

1” Threaded Domestic Standard Sizes

Item Number	Part Number	“H”	Tank Diameter	Head Type	Mount	Case Quantity	Replacement Dials			
							Drop-In Dial	Drop-In R3D Dial	Tabbed Dial	Tabbed R3D Dial
130500	HA130AP-1	1”	24”	1” Brass	Top	50 Pcs.	130012	130022	130021	130082
130502	HA156AP-1	1”	30”	1” Brass	Top	50 Pcs.	130012	130022	130021	130082
131592	HA160AP	1”	30”	1” Brass	Top	50 Pcs.	130012	130022	130021	130082
131606	HA162B	1”	31.5”	1” Brass	Top	50 Pcs.	130012	130022	130021	130082
131595	HA194AP	1”	37”	1” Brass	Top	50 Pcs.	130012	130022	130021	130082
130506	HA210AP-1	1”	41”	1” Brass	Top	50 Pcs.	130012	130022	130021	130082

1” Threaded Vertical Cylinder Standard Sizes

Item Number	Part Number	“H”	Tank Size	Head Type	Mount	Case Quantity	Replacement Dials			
							Drop-In Dial	Drop-In R3D Dial	Tabbed Dial	Tabbed R3D Dial
131608	HA180AP	1”	200 Lb.	1” Brass	Top	50 Pcs.	130006	130039	130047	130038
131619	HA254JP-K	1”	420 Lb.	1” Brass	Top	50 Pcs.	130014	132765	N/A	130084

“H” Dimension = Distance from tank surface to center of thread.





1 1/4” Threaded LP Gauges

Float Gauges are designed to indicate the liquid level contents of LP-Gas Containers. These gauges mount in a 1 1/4” tank coupling.

The TA series gauges are only for top mount applications in an above ground tank. These come standard with a 1 1/4” threaded brass head with a 2” hex wrenching flat. ***Note:*** *Torque head evenly to 100 to 200 Ft/Lbs.*

1 1/4” Threaded Domestic Standard Sizes

Item Number	Part Number	“H”	Tank Diameter	Head Type	Mount	Case Quantity	Replacement Dials			
							Drop-In Dial	Drop-In R3D Dial	Tabbed Dial	Tabbed R3D Dial
131600	TA130AP	1”	24”	1 1/4” Brass	Top	50 Pcs.	130012	130022	130021	130082
131604	TA156AP	1”	30”	1 1/4” Brass	Top	50 Pcs.	130012	130022	130021	130082
131605	TA160AP	1”	30”	1 1/4” Brass	Top	50 Pcs.	130012	130022	130021	130082
131609	TA164AP	1”	32”	1 1/4” Brass	Top	50 Pcs.	130012	130022	130021	130082
131610	TA194AP	1”	37”	1 1/4” Brass	Top	50 Pcs.	130012	130022	130021	130082
131615	TA210AP	1”	41”	1 1/4” Brass	Top	50 Pcs.	130012	130022	130021	130082

1 1/4” Threaded Vertical Cylinder Standard Sizes

Item Number	Part Number	“H”	Tank Size	Head Type	Mount	Case Quantity	Replacement Dials			
							Drop-In Dial	Drop-In R3D Dial	Tabbed Dial	Tabbed R3D Dial
131611	TA180A	1”	200 Lb.	1 1/4” Brass	Top	50 Pcs.	130006	130039	130047	130038
131616	TA254NS	1”	420 Lb.	1 1/4” Brass	Top	50 Pcs.	130014	132765	N/A	130084

“H” Dimension = Distance from tank surface to center of thread.





Vertical Cylinder LP Gauges

Float Gauges are designed to indicate the liquid level contents of LP-Gas Containers. These gauges mount in a Junior flanged, 1" or 1 1/4" tank coupling.

The JA series gauges are only for top mount applications in a vertical cylinder. These come standard with Buna-N gasket and four zinc-plated steel mounting screws (1/4"-28 x 7/8").

Note: *Torque mounting bolts evenly to 35 In/Lbs.*

The HA series gauges are only for top mount applications in a vertical cylinder. These come standard with a 1" threaded brass head with a 2" hex wrenching flat. ***Note:*** *Torque head evenly to 75 to 150 Ft/Lbs.*

The TA series gauges are only for top mount applications in a vertical cylinder. These come standard with a 1 1/4" threaded brass head with a 2" hex wrenching flat.

Note: *Torque head evenly to 100 to 200 Ft/Lbs.*

Junior Vertical Cylinder Standard Sizes

Item Number	Part Number	"H"	Tank Size	Head Type	Mount	Case Quantity	Replacement Dials			
							Drop-In Dial	Drop-In R3D Dial	Tabbed Dial	Tabbed R3D Dial
131545	JA176B	1/2"	200 Lb.	Alum.	Top	50 Pcs.	130006	130039	130047	130038
131540	JA250J	1/2"	420 Lb.	Alum.	Top	50 Pcs.	130014	132765	N/A	130084

1" Threaded Vertical Cylinder Standard Sizes

Item Number	Part Number	"H"	Tank Size	Head Type	Mount	Case Quantity	Replacement Dials			
							Drop-In Dial	Drop-In R3D Dial	Tabbed Dial	Tabbed R3D Dial
131608	HA180AP	1"	200 Lb.	1" Brass	Top	50 Pcs.	130006	130039	130047	130038
131619	HA254JP-K	1"	420 Lb.	1" Brass	Top	50 Pcs.	130014	132765	N/A	130084

1 1/4" Threaded Vertical Cylinder Standard Sizes

Item Number	Part Number	"H"	Tank Size	Head Type	Mount	Case Quantity	Replacement Dials			
							Drop-In Dial	Drop-In R3D Dial	Tabbed Dial	Tabbed R3D Dial
131611	TA180A	1"	200 Lb.	1 1/4" Brass	Top	50 Pcs.	130006	130039	130047	130038
131616	TA254NS	1"	420 Lb.	1 1/4" Brass	Top	50 Pcs.	130014	132765	N/A	130084

"H" Dimension = Distance from tank surface to center of thread.







Lift Truck LP Gauges

Float Gauges are designed to indicate the liquid level contents of LP-Gas Containers. These gauges mount in a Junior flanged, a 3/4" or a 1 1/4" tank coupling.
These gauges are for 20 Lb, 33 Lb., and 43 Lb. Lift Truck cylinders. The JU, TU, and UU series are Universal and will read either vertically or horizontally. The JA series are for vertical cylinders only. The JD060A and TU060A are for horizontal cylinders only. A 3/4" zinc head is optional on the UU series. ***Note:*** *Torque mounting bolts evenly to 35 In/Lbs. for Junior heads, 50-100 Ft/Lbs. for 3/4" Threaded, & 100-200 Ft/Lbs. for 1 1/4" Threaded.*

Lift Truck Standard Sizes

Item Number	Part Number	"H"	Tank Size	Head Type	Mount	Case Quantity	Replacement Dials	
							Drop-In Dials	Tabbed Dials
131506	JU086B	1/2"	20 Lb.	Aluminum	Side, End	50 Pcs.	130002	N/A
131507	UU086B	1"		3/4" Snap-On	Side, End	50 Pcs.	130033	403582
131520	TU086B	1"		1 1/4" Brass	Side, End	50 Pcs.	130002	N/A
131512	JU160B	1/2"	33 Lb.	Aluminum	Side, End	50 Pcs.	130013	130081
131513	UU160B	1"		3/4" Snap-On	Side, End	50 Pcs.	130033	403582
131499	UU160E-A	1"		3/4" Zinc	Side, End	50 Pcs.	130033	130081
131530	TU160B	1"		1 1/4" Brass	Side, End	50 Pcs.	130013	130081
131516	JU212A	1/2"	43 Lb.	Aluminum	Side, End	50 Pcs.	130004	130051
131517	UU212A	1"		3/4" Snap-On	Side, End	50 Pcs.	130033	403582
131535	TU212A	1"		1 1/4" Brass	Side, End	50 Pcs.	130004	130048

Vertical Mount Standard Sizes

Item Number	Part Number	"H"	Tank Size	Head Type	Mount	Case Quantity	Replacement Dials	
							Drop-In Dials	Tabbed Dials
131510	JA086A	1/2"	20 Lb.	Aluminum	Vertical	50 Pcs.	130009	N/A
131514	JA166A	1/2"	33 Lb.	Aluminum	Vertical	50 Pcs.	130009	N/A
131518	JA216A	1/2"	43 Lb.	Aluminum	Vertical	50 Pcs.	130009	N/A

Horizontal Mount Standard Sizes

Item Number	Part Number	"H"	Tank Size	Head Type	Mount	Case Quantity	Replacement Dials	
							Drop-In Dials	Tabbed Dials
131508	JD060A	1/2"	20, 33,	Aluminum	Horizontal	50 Pcs.	130012	130021
131525	TD060A	1"	43 Lb.	1 1/4" Brass	Horizontal	50 Pcs.	130012	130021

"H" Dimension = Distance from tank surface to center of thread.





RoadMaster Mobile Applications

The RM Series RoadMaster gauges were designed to withstand the vibration and shock inherent in mobile service. Their service life in over-the-road, transports and bobtails, carrying liquids from LP-Gas to Anhydrous Ammonia(NH3), is unsurpassed. These gauges allow a continuous reading between 5% and 95% of tank contents.

The RM Series RoadMaster gauges are to be installed in the side or end of mobile tanks at the centerline. They are equipped with a spring controlled shock absorber on the float arm which substantially reduces the stress that quickly destroys conventional gauges. Angle mounting gauges are also available.

The standard model mounts in an 8 bolt adaptor and incorporates a 4” dial with an available 8” dial. When necessary, the dials are easily replaceable.

The RM Series RoadMaster gauges are designed for working pressures ranging from atmospheric to 450 psig.

Note: *Refer to Gauge Instructions for mounting bolt torque specifications.*

RoadMaster Standard Sizes

	With Fluorescent R3D Dial		With Standard Direct Read Dial	
Tank Diameter	**Item Number**	**Part Number**	**Item Number**	**Part Number**
56”	131825	RM1425	131886	RM1425-003
66”	131830	RM2030	131885	RM2030-003
72”	131833	RM1833	131887	RM1833-003
74”	131834	RM1834	131721	RM1834-003
78” - 79”	131836	RM1836	131837	RM1836-003
80”	131832	RM2437	131872	RM2437-003
82”	131838	RM2438	131878	RM2438-003
86”	131840	RM2440	131873	RM2440-003
88”	131841	RM1841	131881	RM1841-003
88”	131941	RM2941	131748	RM2941-003
90”	131842	RM2942	131876	RM2942-003
96”	131245	RM3245	131248	RM3245-003

RoadMaster Options

Suffix	Description
None	With Fluorescent R3D Dial
-001	With Standard R3D Dial
-002	With Fluorescent Direct Read Dial
-003	With Standard Direct Read Dial
SS	Adds Stainless Steel Counter-Weight
X	Straddle Mount
Y	Includes Adapter To Fit A 2” Opening

Examples:

RM1836 - A RM1836 with Fluorescent R3D Dial.
RM1836-001 - A RM1836 with Standard R3D Dial.
RM1836-002 - A RM1836 with Fluorescent Direct Read Dial.
RM1836-003 - A RM1836 with Standard Direct Read Dial.
RM1836SS - A RM1836 with all Stainless Steel Construction.
RM1836X - A RM1836 for a Straddle Mount.
RM1836Y - A RM1836 to fit a 2” Opening.





RoadMaster Parts		
Item Number	**Part Number**	**Case Quantity**
130040	Spirotallic Gasket – Standard	1 Pc.
118425	5331 - 2 1/2" x 8 Bolt Flange Adaptor	1 Pc.
118428	5330 Weld In 8-Bolt Flange Adaptor	1 Pc.
131812	Straddle Mount Adapter w/Screws & Gasket	1 Pc.
130093	Stud Bolt & Nut Kit	1 Pc.
131839	RoadMaster Dial & Bracket Kit - Complete	1 Pc.
131820	RoadMaster R3D Dial Only	1 Pc.
131821	RoadMaster Fluorescent Dial Only	1 Pc.
131822	RoadMaster R3D Fluorescent Dial Only	1 Pc.
131814	RoadMaster Illuminated MR Module *	1 Pc.
131845	RoadMaster Dial Bracket Kit	1 Pc.
131823	RoadMaster Angle Bracket Kit	1 Pc.
131824	RoadMaster Dial Crystal	1 Pc.
131819	RoadMaster Crystal Gasket	1 Pc.
130180	Straight R3D Gen4 Module with 6' Cable	1 Pc.

** R3D Dial Sold Separately.*



131823
Angle Bracket



131839



131821



131820



131822



131814

Master Gauges

The Master Series™ liquid-level gauges are designed to indicate the liquid level contents of LP-Gas and Anhydrous Ammonia(NH3) in stationary-storage tanks.

The Master Series™ are available in two basic models:

Model A - Stainless Steel Senior head which mounts to a 2" MNPT x Senior adaptor.

Model B - Stainless Steel head which mounts to a 2 1/2" x 8-Bolt flange adaptor.

Both models incorporate a 8" dial with an available 4". When necessary, the dials are easily replaceable. Standard mounting is end or top mounting. These gauges can be special ordered with angle or straddle mounts. The model A comes standard with cap screws and a Senior spirotallic gasket. The model B comes standard with a stud & nut kit and spirotallic gasket.

The Master Series™ gauges are designed for working pressures ranging from atmospheric to 450 psig.

Note: *Refer to Gauge Instructions for mounting bolt torque specifications.*

Master Standard Sizes

Item Number	Part Number	Tank Diameter	Tank Opening	Model Type	Mount	Case Quantity	Old LP-Gas Number
138000	ME2434A	72"	2"	A	Side, End	1 Pc.	MD240A
138005	ME2434B		2 1/2"	B	Side, End	1 Pc.	MD240B
138010	ME2738A	82"	2"	A	Side, End	1 Pc.	MD270B
138015	ME2738B		2 1/2"	B	Side, End	1 Pc.	MD270A
138020	ME2839A	84"	2"	A	Side, End	1 Pc.	MD280B
138025	ME2839B		2 1/2"	B	Side, End	1 Pc.	MD280C
138030	ME3245A	96"	2"	A	Side, End	1 Pc.	MD320C
138035	ME3245B		2 1/2"	B	Side, End	1 Pc.	MD320A
138040	ME3650A	104"-108"	2"	A	Side, End	1 Pc.	MD360B
138045	ME3650B		2 1/2"	B	Side, End	1 Pc.	MD360C
138047	ME3854B	114"	2 1/2"	B	Side, End	1 Pc.	MD380D
138050	ME3862A	130"	2"	A	Side, End	1 Pc.	ME430A
138055	ME3862B		2 1/2"	B	Side, End	1 Pc.	MD380F

Master Gauge Parts

Item Number	Part Number	Model Type
130040	Spirotallic Gasket	B
118405	5305 2" MNPT x Sr. Head Adaptor	A
118425	5331 2 1/2" x 8 Bolt Flange Adaptor	B
118428	5330 Weld In 8 Bolt Flange Adaptor	B
130206	Master Gasket & Centralizer	B
131812	Straddle Mount Adapter w/Screws & Gasket	B





118428



118425



131812



118405

Master Gauge Parts

Old Style Master Gauge Parts

Item Number	Part Number	Model Type
130130	Sr. Teflon® Gasket	A
130119	Sr. Gauge Screw *	A
130219	Master Gauge Bolts (8 Req.)	B
130036	4102 LP Only Dial 2-Bkt Pre 08	A & B
130030	4607 NH3 Only Dial 2-Bkt Pre 08	A & B
130035	Master Dial LP or NH3 2-Bkt Pre 08	A & B
130078	Master R3D Dial LP or NH3 2-Bkt Pre 08	A & B
130088	Master Fluorescent Dial LP & NH3 2-BKT	A & B
130094	Master R3D Fluorescent Dial LP & NH3 2-BKT	A & B
130127	Master Dial Screws 1032-1 (2 Req.)	A & B
130205	Master Dial 2-Bkt Kit	A & B
130180	Straight R3D Gen4 Module with 6' Cable	A & B

** These screws come in packages of 50 Pcs.*

Old Style Heads



Model A



2-Bracket Model B

New Style Master Gauge Parts

Item Number	Part Number	Model Type
130131	Sr. Spirotallic Gasket – 4-Bolt	A
130145	Model A Gauge Screw	A
130095	Model A Head Strap Post 07	A
130097	Model A Master Dial LP or NH3 Post 07	A
130115	Model A Master R3D Dial Post 07	A
130203	Model A Float Bulb (70-102 Diameter) 2.5"	A
130208	Model A Float Bulb (103-130 Diameter) 3.5"	A
130040	Spirotallic Gasket – 8-Bolt	B
130093	Master Stud Bolt & Nut Kit (8)	B
130098	Master Dial 3-Bkt Kit	B
130090	Master Dial LP or NH3 3-Bkt Post 07	B
130091	4102 LP Only Dial 3-Bkt Post 07	B
130092	4607 NH3 Only Dial 3-Bkt Post 07	B
130034	Master R3D Dial LP or NH3 3-Bkt Post 07	B
130089	Master Fluorescent Dial LP & NH3 3-BKT	B
130099	Master R3D Fluorescent Dial LP & NH3 3-BKT	B
130204	Model B Float Bulb	B
130201	Master Glass Crystal & Gaskets -8"	A & B
130199	Master Lexan Crystal -8" *	A & B
130198	Gasket For Master Lexan Crystal -8" (2 Req.) *	A & B
130180	Straight R3D Gen4 Module with 6' Cable	A & B

** Must be ordered together.*

New Style Heads



Model A



3-Bracket Model B

The Eliminator™ direct-reading float gauge is a direct replacement for 1” NPT rotary-type dip-tube gauges in LP-Gas and Anhydrous Ammonia(NH3) storage tanks. These Gauges are designed for larger tanks up to 96” in diameter. The Eliminator™ is not intended for use in filling tanks - its use is restricted to tanks with fixed liquid level gauges, used to determine when the maximum fill level has been reached. ***Gauges for Tanks 85” & over are for LP-Gas Only!***

Eliminator Sizes

Item Number	Part Number	Tank Diameter
131898	EL4437	37”
131900	EL4442	42”
131901	EL6046	46”
131902	EL6048	48”
131904	EL6054	54”
131903	EL6056	56”
131906	EL6060	60”
131907	EL7262	62”
131908	EL7264	64”
131909	EL7266	66”
131911	EL7270	70”
131912	EL7272	72”
131914	EL8474	74”
131916	EL8476	76”
131931	EL8478	78”
131919	EL8479	79”
131920	EL8480	80”
131921	EL8481	81”
131922	EL8482	82”
131923	EL8484	84”
131925	EL8486 LP-Gas Only!	86”
131930	EL9696 LP-Gas Only!	96”

**** Any Eliminator installed in a mobile tank greater than 60” is excluded from the Taylor Gauge Limited Warranty and cannot be reworked.***



Eliminator Dials

Item Number	Part Number
130100	Eliminator Dial Assembly
130114	5-2870 ViSible 4” R3D Dial Only
130160	Eliminator 8” Dial Kit
130180	Straight R3D Gen4 Module with 6’ Cable



130100



130114

How To Do The Conversion

1. After the storage tank has been evacuated, remove the rotary gauge from the 1” NPT opening at the centerline of the head. Clean and re-tap the female threads.
2. Remove the two screws from the bezel. Put the bezel, screws and dial chamber aside for the moment. Remove the four mounting screws holding the gauge head to the adapter.
3. Insert the lower portion of the replacement gauge, including the float bulb, float arm, gear housing and counterbalance, into the tank opening.
4. Apply three wraps of 1/2”wide Teflon tape, or other suitable thread sealant, to the 1” NPT threads on the steel adapter through which the gauge support passes.
5. Screw the adapter into the tank opening to achieve a leak-tight joint, and align the gauge mounting holes in the horizontal plane.
6. Using the gasket and four mounting screws supplied, attach the gauge to the adapter finger tight. Be sure the gauge is right side up, the bracket tab for locating dial chamber should be on the right. *Torque the mounting screws evenly to 140/150 ln/Lbs. using a cross pattern.*
7. Reattach the 4” dial chamber and bezel to the Senior™ gauge head brackets using the two screws supplied.
8. If you end up with the dial chamber upside down, you cannot solve the problem by rotating the bracket. You must rotate the entire gauge 180°.

Rotary Gauges

Fisher™ brand rotary gauges can be used on stationary or mobile tanks to visually indicate the amount of LP- Gas or Anhydrous Ammonia (NH3) in the container. They are also used in filling the tank to the proper liquid level. On mobile applications and some large stationary storage tanks, hangers are recommended to support the horizontal length of the dip tube.

The Gauge is operated by opening the small bleed orifice when the tube is in the vapor space of the tank. Moving the pointer on the dial causes the end of the tube to move until it contacts liquid in the container. At that point, discharge from the bleed orifice turns from vapor to liquid & the rotary gauge dial gives the volume percentage of liquid in the tank.

J31 Series - Consists of heavy duty gauges that minimize vibration effects (swaying, bouncing) by a long (68-inches) stem tube extension. Gauges fit 1-inch female coupling container connections.

All gauges have stem and dip tubes with an extra large inside diameter. This assures that the correct liquid level can be obtained quickly.

A nylon (PA) packing sleeve and a friction ring for the pointer indicator gives smooth rotation and long service life. Steel & stainless steel materials resist rust or corrosion. Standard product temperature rating is -20° to 160°F.

Rotary Gauges		
Item Number	**Part Number**	**Length**
121120	J31LA-1	68”
121125	J31LA-2	69” - 92”
121130	J31LA-3	93” - 108”
121135	J31LA-3L	109” - 140”



J31LA

Each Gauge Must Be Bent Before Installation.

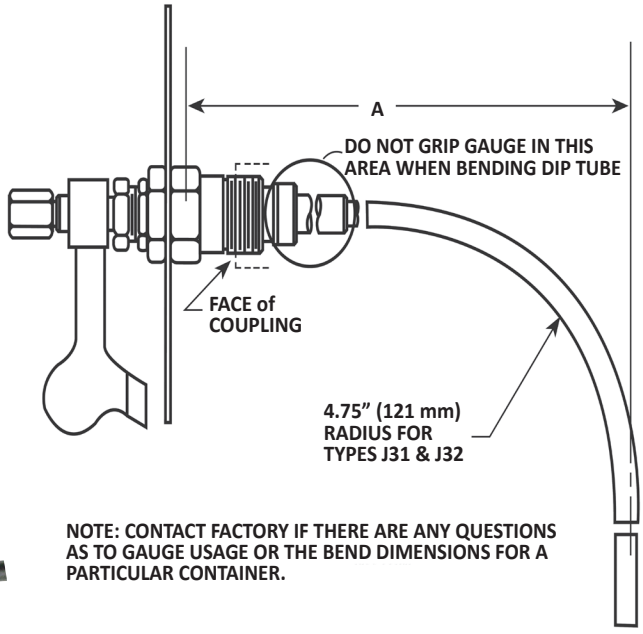

NOTE: CONTACT FACTORY IF THERE ARE ANY QUESTIONS AS TO GAUGE USAGE OR THE BEND DIMENSIONS FOR A PARTICULAR CONTAINER.

Rotary Gauge Parts		
Item Number	**Part Number**	**Description**
122917	P323/P324	LPG/NH3 Dial
128217	T10971000A2	Cap & Disc Assy.
128139	T1088719232	Dial Indicator
128209	T1096424152	Indicator Set Screw

Shipping Notice:

The J31LA-1 & J31LA-2 ship UPS.
The J31LA-3 & J31LA-3L will be shipped via motor freight.
The J31LA-3 if shipped UPS gets an additional oversize charge.

Accu-Max™ Standard Sizes

Item Number	Part Number	Tank Diameter	Tank Opening	Type	Style	Dial Face	Dial Size
131846	ME930-72	72"	2 1/2" FNPT	DOT	Standard	Glow / Black	4"
131847	ME930-79	79"		DOT	Standard	Glow / Black	4"
131849	ME930-84	84"		DOT	Standard	Glow / Black	4"

Accu-Max™ Limited Warranty: Marshall Excelsior warrants Acc-Max™ float gauges & repair kits to the original buyer to be free of defects in material & workmanship under normal service & use for two years from manufactured date.

Note: These gauges must be installed on the centerline of the tank's side or end for accurate readings.

Accu-Max™ Parts

Item Number	Part Number	Part Description
118425	5331	2 1/2" x 8 Bolt Flange Adaptor
118428	5330	Weld In 8 Bolt Flange Adaptor
131890	ME930-905	4" DOT Dial — Glow / Black
131892	ME930C-905	4" DOT Dial — Classic / Silver
150770	ME930-22	Dial Mounting Bracket
150459	ME930WG	Flange Installation Tool



ME930-79





ME930WG-79

Trans-Max Accu-Max™ Standard Sizes

Item Number	Part Number	Tank Diameter	Tank Opening	Type	Style	Dial Face	Dial Size
150460	ME930WG-72	72"	1" FNPT	DOT	Standard	Glow / Black	4"
150463	ME930WG-79	79"		DOT	Standard	Glow / Black	4"
150465	ME930WG-84	84"		DOT	Standard	Glow / Black	4"

Note: The heavy duty design of this gauge requires entering vessel through man-way during installation.

Flow Indicators

Indicates direction of flow of LP-Gas or Anhydrous Ammonia(NH3) in piping at working pressures up to 500 psig. The indicator must be installed in piping tees. The head, center shaft, support tube, bearings & vane in these indicators are made of 300 Series stainless steel. Magnets are nickel-plated Alnico, & the threaded mounting adapters are forged steel. The hermetically sealed dial has a large 4" dial face capable of showing flow in both directions or the absence of flow.

Note: *Torque mounting bolts to 240 In/Lbs.*

Flow Indicator Standard Sizes

Item Number	Part Number	Pipe Size	Complete Assembly Includes
130050	5520-2 Complete	2"	5520-2 Flapper, 5520R Dial, 5305 2" Adapter, Screws , Spirotallic Gasket.
130055	5520-2 1/2 Complete [1]	2 1/2"	5520-2 1/2 Flapper, 5520R Dial, 5305 2" Adapter, Screws, Spirotallic Gasket.
130060	5520-3 Complete [2]	3"	5520-3 Flapper, 5520R Dial, 5305 2" Adapter, Screws, Spirotallic Gasket.

1. Requires a 2 1/2" x 2" Hex Bushing - On Page 101.

2. Requires a 3" x 2" Hex Bushing - On Page 101.

Flow Indicator Parts

Item Number	Part Number
130046	5520R Dial *
130065	5520-2 Flapper Only
130070	5520-2 1/2 Flapper Only
130075	5520-3 Flapper Only
130131	Sr. Spirotallic Gasket
130068	40-666 Screws
130045	5520T Dial *
118405	5305 2" MNPT x Sr. Head Adaptor

** Includes Dial, Bezel, Bracket & Screws.*



130050



130046

Replacement Dial Ordering Information



Old Style Head



130045

Bracket mounts on top and is secured by two screws on the side of head.



New Style Head



130046

Bracket mounts on top and is secured with dial screws.



5520-2	L Dimension = 3 13/16"
5520-2 1/2	L Dimension = 5 5/16"
5520-3	L Dimension = 5 15/16"

L Dimension is the distance from gasket surface to the end of the flapper.

Stationary Tank Monitor

The 94442A Stationary Tank Monitor (STM) is used for measuring LPG level in a tank. It can be installed indoors or outdoors at a convenient location that can be up to 300 feet from the tank. A level sender is also included which must be installed in the float gauge located on the tank. The LPG tank does not have to be emptied or purged to install the sender. Its' universal design fits any gauge that has an R3D dial which allows you to check the LPG level at the tank.



136619

Monitors 2 LPG Tank Levels (Sensor for second tank optional).

State-of-the-art intelligent microprocessor based electronics.

Hi/Lo alarm set points programmable using built-in pushbuttons.

Analog Output for each channel, 0-5 VDC standard, 4-20 mA optional.

RS232 Serial Interface for direct connection to PC/RTU or PLC.

NEMA 4 enclosure suitable for outdoor use.

One LPG sensor included to fit float gauge with Junior tabbed dial.

Will work with any gauge that has an R3D dial installed.

Large LCD readout indicating Level, Low Set Point and High set Point for each channel.

One Form "C" (NC-C-NO) contact available for each channel. Contact rating 120 VAC @ 3 Amps.

Operates on 12 to 24 VDC power and a 120 VAC wall transformer is included for AC operation.

Stationary Tank Monitor & Cables

Item Number	Part Number	Description	Case Quantity
136619	S T M 94442A	Includes Monitor, R3D Dial w/ Sender, & AC Adapter	1 Pc.
136626	ST-STMISO420	Includes Monitor, R3D Dial w/ Sender, AC Adapter, 4-20ma Transmitter	1 Pc.
136125	4-20MA	STM 4-20mA Signal Conditional For R6315-12 (Tank To 136619)	1 Pc.
136130	ISO420-1	STM 4-20mA Signal Isolator For R6315-12 (136619 To PLC)	1 Pc.
136135	STM-48V	STM -48V Power Supply Adapter	1 Pc.
136603	HE-2 Kit	3 To 2 Wire For Analog 136619	1 Pc.

HE-2 Conversion Kit



Old Style STM Obsolete

The 0-1000 Ohm 2-Wire Sender is obsolete for the old style 136619 (shown at left). If your 0-1000 dial fails you can still use the monitor with the HE-2 Kit upgrade. All you need is the HE-2 Kit and an R3D dial installed in your existing float gauge.



3 To 2 Wire for Analog 136619

R3D Gen4 Modules

Item Number	Part Number	Description	Fits	Case Quantity
130171	9704-FD106M	Angled R3D Gen4 Module with 6’ Cable	Gen4 R3D Dials (White Tabbed)	1 Pc.
130180	9704-SM106M	Straight R3D Gen4 Module with 6’ Cable		1 Pc.



130170



130180

Reed Switches

Item Number	Part Number	Description	Case Quantity
130110	9750-05	15-25% Switch	1 Pc.
130111	9750-07	25-30% Switch	1 Pc.



130111

Sender

Item Number	Part Number	Description	Case Quantity
136530	P2537	0-90 Ohms Sender	1 Pc.



136530

Storage Tank Monitor Parts

Item Number	Part Number	Description	Fits	Case Quantity
136120	R6315-12	4-20 mA Liquid-Level Transmitter	Master & RoadMaster R3D Dials	1 Pc.
136121	146S-1	Intrinsic Safety Barrier	For R6315-12	1 Pc.
130180	9704-SM106M	Master R3D Sender & Cable	Master & RoadMaster R3D Dials	1 Pc.



130180



R6315-12

Above Ground LP Dials					
Item Number	Part Number	Type	Guide Hole	Graduations	Same As
130012	2701 CV LP Dial	Jr. or Sr. Drop-In	@ 94%	5% - 94%	130022
130022	2701 R3D LP Dial	Jr. or Sr. Drop-In	@ 5%	5% - 94%	130012
130009	2701 CV LP Dial	Jr. or Sr. Drop-In	@ 5%	5% - 94%	130023
130023	2701 R3D LP Dial	Jr. or Sr. Drop-In	@ 30%	5% - 94%	130009
130021	2701 CV LP Dial	Jr. Tabbed	N/A	5% - 94%	130082
130082	2701 R3D LP Dial	Jr. Tabbed	N/A	5% - 94%	130021
130037	2201 CV LP Dial	Sr. Tabbed	N/A	5% - 94%	403594
403594	2701 R3D LP Dial	Sr. Tabbed	N/A	5% - 94%	130037
130058	2701 R3D LP Dial	Snap-On	N/A	5% - 94%	N/A

Jr. or Sr. Drop-In



130012



130022

Jr. Tabbed



130021



130082

Jr. or Sr. Drop-In



130009



130023

Sr. Tabbed



130037



403594

Snap-On



130058

Below Ground & Motor Fuel LP Dials

Below Ground LP Dials					
Item Number	Part Number	Type	Guide Hole	Graduations	Same As
130011	2700 CV LP Dial	Jr. or Sr. Drop-In	@ 94%	5% - 94%	130044
130044	2700 R3D LP Dial	Jr. or Sr. Drop-In	@ 5%	5% - 94%	130011
130026	2700 CV LP Dial	Jr. or Sr. Drop-In	@ 5%	5% - 94%	130028
130028	2700 R3D LP Dial	Jr. or Sr. Drop-In	@ 30%	5% - 94%	130026
130083	2700 R3D LP Dial	Jr. Tabbed	N/A	5% - 94%	N/A

Jr. or Sr. Drop-In



130011



130044



130026



130028

Jr. Tabbed



130083

Motor Fuel LP Dials				
Item Number	Part Number	Type	Guide Hole	Graduations
136000	CV50 LP Dial	Jr. or Sr. Drop-In	@ LP	Fractional E-3/4
136005	CV50 LP Dial	Jr. Tabbed	N/A	Fractional E-3/4

Jr. or Sr. Direct Read



136000

Jr. Tabbed



136005

Lift Truck LP Dials				
Item Number	Part Number	Type	Guide Hole	Graduations
130013	2733U CV LP Dial 33 1/2#	Jr. or Sr. Drop-In	@ 7%	H = 13-40% V = 7-20%
130033	7533U CV LP Dial 33 1/2#	Jr. or Sr. Drop-In	@ 13%	V = 5-20% H = 13-40%
130081	2733U-P LP Dial 33 1/2#	Jr. Tabbed	N/A	V = 7-20% H = 13-40%
403582	33 1/2# LP Dial	Snap-On	N/A	V = 7-20% H = 13-40%
130042	2766 CV LP Dial 40#	Jr. or Sr. Drop-In	@ 60%	5% - 60%
130017	2710 CV LP Dial 43 1/2#	Jr. or Sr. Drop-In	@ 35%	8% - 35%
130027	2710 CV LP Dial 43 1/2#	Jr. or Sr. Drop-In	@ 8%	8% - 35%
130048	2743U LP Dial	Jr. Tabbed	N/A	H = 12-43% V = 10-23%
130051	43 1/2# LP Dial	Jr. Tabbed	N/A	V = 7-17% H = 13-40%
130043	E - F LP Dial	Jr. Tabbed	N/A	Fractional E - F
130052	E - F LP Dial	Jr. Tabbed	N/A	Fractional E - F
130057	E - F LP Dial	Jr. Tabbed	N/A	V = OK-OK H = E-F

Jr. Tabbed



130081



130048



130051



130043



130057



130052

Jr. or Sr. Drop-In



130013



130033



130042


130017


130027

Snap-On



403582

Vertical Cylinder LP Dials

Vertical Cylinder LP Dials					
Item Number	Part Number	Type	Guide Hole	Graduations	Same As
130006	2722 CV LP Dial - 200#	Jr. or Sr. Drop-In	@ 85%	5% - 85%	130039
130007	2722 CV LP Dial - 200#	Jr. or Sr. Drop-In	@ 5%	5% - 85%	N/A
130039	2722 R3D LP Dial - 200#	Jr. or Sr. Drop-In	@ 10%	5% - 85%	130006
130038	2722 R3D LP Dial - 200#	Jr. Tabbed	N/A	5% - 85%	N/A
130014	2765 CV LP Dial - 420#	Jr. or Sr. Drop-In	@ 80%	10% - 80%	132765
132765	2765 R3D LP Dial - 420#	Jr. or Sr. Drop-In	@ 15%	10% - 80%	130014
130066	2765 R3D LP Dial - 420#	Snap-On	N/A	10% - 80%	N/A
130084	2765 R3D LP Dial - 420#	Jr. Tabbed	N/A	10% - 80%	N/A
130019	2721 CV LP Dial - 420#	Jr. or Sr. Drop-In	@ 12%	12% - 85%	N/A
130008	2746 CV LP Dial	Jr. or Sr. Drop-In	@ 10%	8% - 68%	N/A

Jr. or Sr. Drop-In



130006



130039



130014



132765



130007



130019



130008

Jr. Tabbed





Snap-On



130066

Glue-On, ViSible 4", & Master 8" LP Dials

Glue-On ViSible 2" LP Dials

Item Number	Part Number	Type	Graduations
130005	2201 LP Dial	Jr. Above Ground Glue-On	5% - 94%
130148	2701 R3D LP Dial	Jr. Above Ground Glue-On	5% - 94%
130149	2700 R3D LP Dial	Jr. Below Ground Glue-On	5% - 94%
130010	2201 LP Dial	Sr. Above Ground Glue-On	5% - 94%
130053	2201 R3D LP Dial	Sr. Above Ground Glue-On	5% - 94%

Jr. Glue-On



130005



130148



130149

Sr. Glue-On



130010



130053

ViSible 4" & Master 8" LP Dials

Item Number	Part Number	Type	Graduations	Fits
130020	5511T LP Dial	ViSible 4"	5% - 95%	Old Style Sr. Head
130085	5511R LP Dial	ViSible 4"	5% - 95%	New Style Sr. Head
130036	4102 LP Dial	Master Dial - 2 Bracket	5% - 95%	Old Style Master
130091	4102 LP Dial	Master Dial - 3 Bracket	5% - 95%	New Style Master

ViSible 4" - Old Style



130020

ViSible 4" - New Style



130085

Master 8" - Old Style



130036

Master 8" - New Style



130091

Combination LP & NH3 4” Dials

ViSible 4” Combination LP & NH3 Dials				
Item Number	**Part Number**	**Type**	**Graduations**	**Fits**
130087	2778R	ViSible 4”	5% - 95%	New Style Sr. Head
130162	2870T	4” R3D Dial	5% - 95%	Old Style Sr. Head
130163	2870R	4” R3D Dial	5% - 95%	New Style Sr. Head
130045	5520T	ViSible 4”	Arrow Indicates Direction of Flow	Old Style Sr. Head
130046	5520R	ViSible 4”		New Style Sr. Head



130087



130162 & 130163



130045 & 130046

RoadMaster 4” Combination LP & NH3 Dials				
Item Number	**Part Number**	**Type**	**Graduations**	**Fits**
131839	RoadMaster 4” Dial	Dial & Bracket Assembly	5% - 95%	RoadMaster
131820	RoadMaster 4” R3D Dial	Dial Only	5% - 95%	RoadMaster
131821	RoadMaster 4” Fluorescent Dial	Dial Only	5% - 95%	RoadMaster
131822	RoadMaster 4” Fluorescent R3D Dial	Dial Only	5% - 95%	RoadMaster
131814	RoadMaster 4” Illuminated ME Module	Module Kit *	5% - 95%	RoadMaster

** R3D Dial Sold Separately.*



131839



131820



131821



131822



131814

Combination LP & NH3 Master 8” Dials

Master 8” 2-Bracket Combination LP & NH3 Dials				
Item Number	**Part Number**	**Service**	**Graduations**	**Fits**
130035	Master Dial - 2 Bracket	LP-Gas or NH3	5% - 95%	Old Style Taylor Model A & Model B Master Gauges
130078	Master R3D Dial - 2 Bracket	LP-Gas or NH3	5% - 95%	
130088	Master Fluorescent Dial - 2 Bracket	LP-Gas or NH3	5% - 95%	
130094	Master Fluorescent R3D Dial - 2 Bracket	LP-Gas or NH3	5% - 95%	



130035



130078



130088



130094

Combination LP & NH3 Master Dials

Master 8” 3-Bracket Combination LP & NH3 Dials				
Item Number	**Part Number**	**Service**	**Graduations**	**Fits**
130090	Master Dial - 3 Bracket	LP-Gas or NH3	5% - 95%	New Style Rochester Model B Master Gauges
130034	Master R3D Dial - 3 Bracket	LP-Gas or NH3	5% - 95%	
130089	Master Fluorescent Dial - 3 Bracket	LP-Gas or NH3	5% - 95%	
130099	Master Fluorescent R3D Dial - 3 Bracket	LP-Gas or NH3	5% - 95%	
130097	Master Dial	LP-Gas or NH3	5% - 95%	New Style Model A
130115	Master R3D Dial	LP-Gas or NH3	5% - 95%	



130090



130034

Mounting Holes For Model B Dials are @ 9 O’Clock, 12 O’Clock, & 3 O’Clock.



130089



130099



130097



130115

Mounting Holes For Model A Dials are @ 12 O’Clock & 6 O’Clock.

Dial Brackets, Dial Screws, & Broken Screw Kit

Glue-On Dial Brackets		
Item Number	**Part Number**	**Description**
130138	JR-GLUBRK	Jr. Glue-On Dial Brakcet
130139	SR-GLUBRK	Sr. Glue-On Dial Brakcet



130138



130139



130140



130150



130151



130383

Dial Screws		
Item Number	**Part Number**	**Fits**
130140	40-416	Dials w/Tabs
130150	40-778	Large Screw For Brass Heads
130151	40-750	Small Screw For Aluminum Heads
130383	40-413	Screws For 4” & 8” Dials

ViSible 4” Dial Brackets & Parts		
Item Number	**Part Number**	**Description**
130380	Taylor Dial Bracket	4” Dial Brakcet w/Screws for Taylor Sr. Head
130381	Rochester Dial Bracket	4” Dial Brakcet w/Screws for Rochester Sr. Head
130383	40-413	Dial Screws
130385	39-2	4” Dial Bezel



130380



130381



130385

Broken Screw Kit		
Item Number	**Part Number**	**Description**
130054	Jr. & Sr. Broken Screw Kit	Includes Blocks, Bolts, Drills, Taps & Instructions



130054

Gauge Reference Information

NH3 Tanks	
Prefix	**Gauge Description**
AA	Sr. NH3 Top Mount
AB	Sr. NH3 Below Mount
AC	Sr. NH3 Angle Mount
AD	Sr. NH3 End Mount
BA	Jr. NH3 Top Mount
BB	Jr. NH3 Below Mount
BC	Jr. NH3 Angle Mount
BD	Jr. NH3 End Mount
CA	Sr. NH3 ViSible 4” Top Mount
CB	Sr. NH3 ViSible 4” Below Mount
CC	Sr. NH3 ViSible 4” Angle Mount
CD	Sr. NH3 ViSible 4” End Mount

LP or NH3 Mobile & Storage	
Prefix	**Gauge Description**
EL	1” Eliminator End Mount
DA	Master NH3 Top Mount are Obsolete Use MT
DD	Master NH3 End Mount are Obsolete Use ME
MA	Master LP Top Mount are Obsolete Use MT
MD	Master LP End Mount are Obsolete Use ME
ME	Master LP or NH3 End Mount
MT	Master LP or NH3 Top Mount
RM	RoadMaster End Mount

LP Tanks	
Prefix	**Gauge Description**
HA	1” Brass LP Top Mount
HC	1” Brass LP Angle Mount
HD	1” Brass LP End Mount
JA	Jr. LP Top Mount
JB	Jr. LP Below Mount
JC	Jr. LP Angle Mount
JD	Jr. LP End Mount
JU	Jr. Universal Mount
SA	Sr. LP Top Mount
SB	Sr. LP Below Mount
SC	Sr. LP Angle Mount
SD	Sr. LP End Mount
TA	1 1/4” Brass Top Mount
TC	1 1/4” Brass Angle Mount
TD	1 1/4” Brass End Mount
TU	1 1/4” Brass Universal Mount
UA	3/4” Brass Top Mount
UD	3/4” Brass End Mount
UU	3/4” Snap-On Universal Mount
UU	3/4” Zinc Universal Mount
VA	Sr. LP ViSible 4” Top Mount
VB	Sr. LP ViSible 4” Below Mount
VC	Sr. LP ViSible 4” Angle Mount
VD	Sr. LP ViSible 4” End Mount

Motor Fuel Tanks	
Suffix	**Gauge Description**
__A	Recessed (-3/8”) Upper 45° Angle Mount With Direct Reading Dial
__AB	Recessed (-3/8”) Lower 45° Angle Mount With Direct Reading Dial
__ABC	Recessed (-3/8”) Lower 45° Angle Mount With Converta-ViSible Dial
__ABN	Non-Recessed (+5/16”) Lower 45° Angle Mount With Direct Reading Dial
__ABNC	Non-Recessed (+5/16”) Lower 45° Angle Mount With Converta-ViSible Dial
__AC	Recessed (-3/8”) Upper 45° Angle Mount With Converta-ViSible Dial
__AN	Non-Recessed (+5/16”) Upper 45° Angle Mount With Direct Reading Dial
__C	End Mount With Direct Reading Dial
__CC	End Mount With Converta-ViSible Dial
__L	Recessed (-3/8”) Lower 45° Angle Mount With Direct Reading Dial
__LN	Non-Recessed (+5/16”) Lower 45° Angle Mount With Converta-ViSible Dial
__T	Recessed (-3/8”) Top Mount With Direct Reading Dial
__TC	Recessed (-3/8”) Top Mount With Converta-ViSible Dial
__TN	Non-Recessed (+5/16”) Top Mount With Direct Reading Dial

Order by Gauge Code - Stamped on the Head of any Gauge

Simply order Taylor ViSible Gauges by the Gauge Code, and an exact duplicate of the gauge from which the code was taken will be delivered. All Junior and Senior Gauges produced since 1964 have the Taylor code stamped on the top of the head. For all Gauges produced since 2008 the sides of the heads are stamped. For other gauges, and pressure vessel gauge needs, see below.



Old Style.



New Style.

Notes where Gauge Code is located.

If Above Code is Not Available, Specify:

1. TYPE OF SERVICE - LP-Gas or Anhydrous Ammonia(NH3).

2. GAUGE SIZE (or Head Type) - Specify Junior Size, Senior Size, ViSible 4", 3/4" Threaded, 1" Threaded, 1 1/4" Threaded, RoadMaster, or Master Gauge Model (4 Bolt or 8 Bolt).

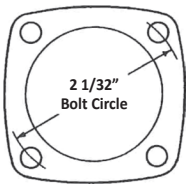

JR. Head

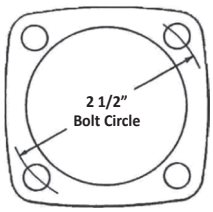

SR. Head

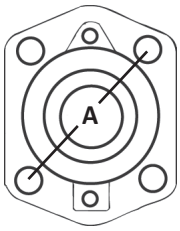

JR. Head
A = 2 1/32"

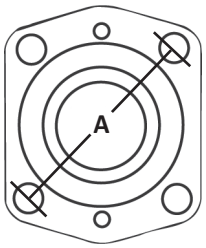

SR. Head
A = 2 1/2"

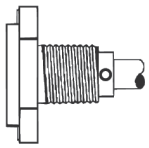

3/4" MNPT.

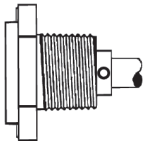

1" MNPT.

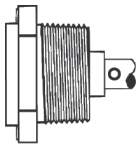

1 1/4" MNPT.

3. TYPE MOUNTING - Top, Side, End, or Angle (if angle, specify angle above horizontal center line).

Mounting Location

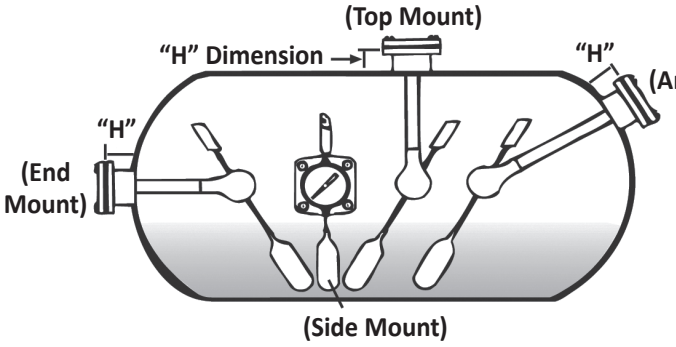

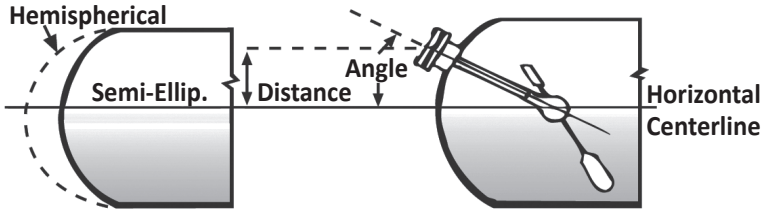

4. GIVE FOLLOWING DIMENSIONS:
   - H = Distance from tank surface to gasket surface.
   - D = Inside diameter of tank or cylinder.

5. FOR VERTICAL CYLINDERS ONLY:
   - X = Distance from center of adaptor to nearest inside wall.
   - O = Cylinder height.
   - H = Distance from tank surface to gasket surface.

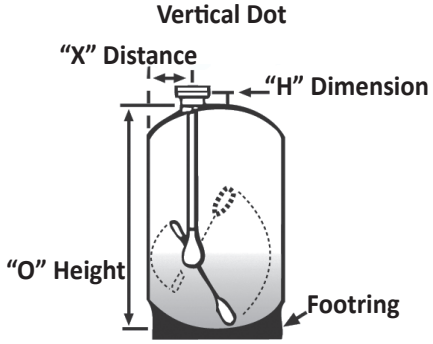

Dial Ordering Information

ViSible 2” Dials

The ViSible 2” dials come in a variety of styles and sizes. The Direct Read dials are available in Drop-In, Jr. Tabbed, Sr. Tabbed, and Glue-On Replacement (Jr. & Sr.). The Gen4 R3D Dials are Hall Effect compatible and are available in Drop-In, Jr. Tabbed and Sr. Tabbed. ***Note:*** *The Drop-In dials fit Jr. & Sr. Old Style heads and have locating tabs on the back of the dial that position the dial in the head of the gauge. Glue-On Replacement dials will work with any Jr. or Sr. gauge ever built.*



Drop-In



Style A

The large hole on the back lines up with the 94% mark on the front of the dial.



R3D Drop-In



Style B

The large hole on the back lines up with the 5% mark on the front of the dial.



Jr. Glue-On



Sr. Glue-On



Old Style Jr.



Old Style Sr.



Jr. Tabbed



Sr. Tabbed



R3D Jr. Tabbed



R3D Sr. Tabbed



Jr. Glue-On



Sr. Glue-On



New Style Jr.



New Style Sr.

ViSible 4” Dials

The ViSible 4” dials come in two styles. If you have the Old Style Head then you need a dial with the “T” suffix. If you have the New Style Head then you need a dial with the “R” suffix.



“T” Old Style Head



The following dials are available for the Old Style Head. 5520T, 5511T, and 5553T



“R” New Style Head



The following dials are available for the New Style Head. 5520R, 5511R, 5553R, and 2778R

Master 8” Dials

The dials for the Master Gauges are different according to when they were manufactured. The Old (Taylor) Style heads were made Pre 2008 & are referred to as 2-Bracket. The same 2-Bkt dial will work with both the Model A & Model B Old Style Heads. The New (Rochester) Style heads were made Post 2007 & are different for the Model A & B. The Dials for the Model A have holes @ 12 & 6 o’clock to mount the dial. The Dials for the Model B have holes @ 9, 12 & 3 o’clock to mount the dial & are referred to as 3-Bracket.



Old Style Head



2-Bracket Style Dial



New Style
Model A Head



New Style
Model A Dial



New Style
Model A Head
With Headstrap



3-Bracket Style Head
New Model B



3-Bracket Style Dial
New Model B

Dial Installation

Jr. & Sr. Glue-On Dial Instructions *

1. Determine dial orientation.
2. Break out lens, remove pointer, and bend over stem.
3. Glue on the new dial.



1. Before Installation



2. Ready To Glue



3. After Installation

**** Refer to Dial Kit Instruction Sheet For Complete Instructions, Warnings and Cautions.***

ViSible 4" Instructions

These Instructions are for the following dials - 2780T, 5551T, 5520T, & 5553T.

These dials come the factory pre-assembled and are attached by placing the dial & bracket assembly over the head and tightening the two screws (Figure 1) to clamp the dial to the gauge head (Figure 2).



Complete Dial Assembly
Front View



Complete Dial Assembly
Back View



Figure 1



Figure 2



Figure 3

ViSible 4” Instructions

These Instructions are for the following dials - 2778R, 2780R, 5511R, 5520R, & 5553R.

These dials will come from the factory pre-assembled & need to be disassembled prior to installation.

1. Remove the two screws that attach the bezel (Figure 1) to the bracket. This will allow the bezel & dial to be removed from the bracket assembly.
2. Use the two small screws that are in the bracket to attach the bracket to the gauge head (Figure 2). NOTE the orientation of the notch that must be at the “3 o’clock position”.
3. After the bracket is attached to the dial head, push the dial into the bracket & attach the bezel with the two screws that you originally removed (Figure 3).



Complete Dial Assembly
Front View



Complete Dial Assembly
Back View



Figure 1



Figure 2



Figure 3

New Style 3 Bracket Model B Master 8” Instructions

1. Remove dial screws from brackets on the gauge head.
2. Match the 3 holes on the dial up with 3 brackets.
3. Replace the 3 screws that you removed in step 1 & tighten them down.





New Style Model A Master 8” Instructions

These instructions are for Installing a Dial on a Model A Gauge that is installed in a Tank.

1. The headstrap has screw locations @ 12 & 6 o’clock (Figure 1).
2. The Model A Dial has holes for screws @ 12 & 6 o’clock (Figure 2).
3. Place the Model A Dial over the headstrap & line up holes in the dial with the screw locations @ 12 & 6 o’clock. Attach the dial to the headstrap with the screws (Figure 3).



Figure 1



Figure 2



Figure 3

Old Style 2-Bracket Master 8” Instructions

These dials will come from the factory pre-assembled & needs to be disassembled prior to installation.

1. Remove the four screws & nuts that attach the brackets (Figure 1) to the dial. This will allow the brackets to be installed on the gauge head.
2. Use the two small screws that are in the bracket to attach the brackets to the gauge head (Figure 2).
3. After the brackets are attached to the gauge head, make sure that the 50% mark on the dial and top on the head matches up and attach the dial to brackets with the 4 screws and nuts that you originally removed (Figure 3).



Figure 1



Figure 2



Figure 3

Section C Index

• Appliance Regulators	
• Fisher Appliance Regulators	71
• MEC Appliance Regulators	80
• MEC Compact High Pressure Regulators	82
• MEC Low Pressure Single Stage Regulators	82
• MEC R.V. Regulators & Accessories	81
• Backpressure Regulators/Relief Valves	
• Fisher Liquid Service Relief Valves	70
• Fisher Vapor Relief Valves	70
• MEC Liquid Backpressure Reg./Relief	79
• MEC Vapor Backpressure Reg./Relief	79
• Fisher Domestic Regulators	
• 2-PSI Service Regulators	58
• First-Stage Regulators	54
• Integral 2-PSI Regulators	56
• Integral Two-Stage Regulators	56
• Jurisdictional Regulators	57
• Mounting Brackets	71
• Regulator Plug, Adaptor, & Filter Assy.	71
• Second-Stage Regulators	55
• Fisher Commercial / Industrial High Pressure Regulators	
• Automatic Changeover Regulators	59
• Changeover Manifold Regulators	59
• 67C & 64 Series Regulators	60
• 627 & 630 Series Regulators	61
• 99 Series Regulators	62
• 1098 Series Regulators	64
• Fisher Commercial / Industrial Low-Pressure Regulators	
• 299H, 99, & 133 Series	63
• CS200, CS400, & CS800 Series	66-67
• CS403, CS404, CS803, & CS824 Series	68-69
• Fisher Pilot Operated Regulators (99 Series)	62-63
• Fisher Pilot Operated Regulators (1098 Series)	64
• Fisher Vent Assemblies	70
• Gauge Snubber	83
• MEC Domestic Regulators	
• 2-PSI Service Regulators	74
• Automatic Changeover Regulators	75
• First-Stage Regulators	72
• Integral Two-Stage Regulators	74
• Mounting Bracket	81
• Second-Stage Regulators	73
• Second-Stage Dielectric Regulators	73
• MEC Flex Vent Regulator Vent Kit	80
• MEC High Pressure Regulators	
• MEGR-11301F	76
• MEGR-164 Series	76
• MEGR-6120 & MEGR-6121 Series	75
• MEC Commercial / Industrial Regulators	
• MEC First-Stage High Pressure Reg.	77
• MEC Second-Stage Low Pressure Reg.	78
• MEC Vent Assembly	80
• Monitor Overpressure Protection	65
• Pigtails	
• MEC Bent Copper Pigtails	85
• MEC Copper Pigtails	84
• MEC Rubber Pigtails	85
• Pressure Gauges	83
• POL Single-Piece Adaptors	87
• POL Two-Piece Adaptors	86
• POL Plugs, Cap, & Tool	87
• QCC Adaptors & Evacuation Fitting	86
• Tee Blocks & Tee Checks	88
• Test Equipment	
• Dwyer Manometers	91
• Gauges	90-91
• High Pressure	92
• Low Pressure	90
• Pressure Tap Valves & Adaptors	89
• Serviceman's Friend	90

The Two-Stage Advantage

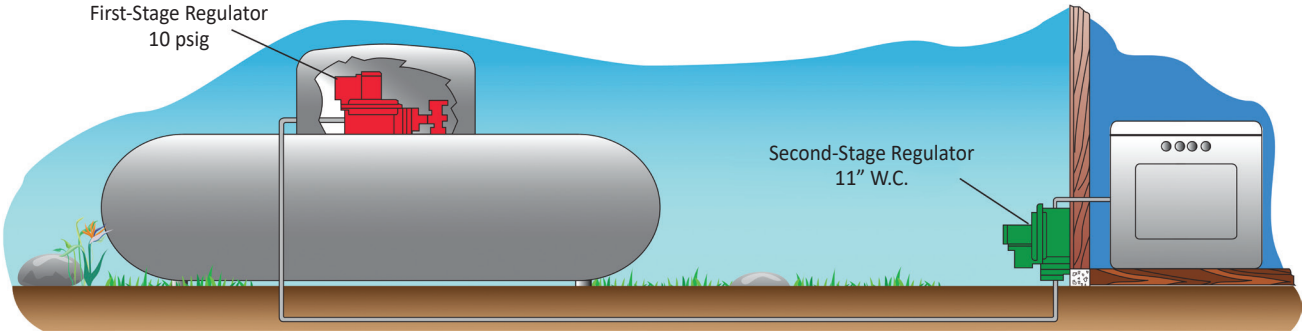

Figure 1. *Two-Stage Regulation, One at Tank & One at Building, Reduce Pressure Down to Burner Pressure (11" W.C.)*

Two-Stage Systems
Fisher™ regulators makes the LP-Gas industry's largest variety of First & Second-Stage regulators for domestic and commercial/industrial applications.

A Two-Stage system (Figure 1) uses two regulators to cut the supply pressure from the storage tank to the appliance. The Two-Stage system supplies a constant outlet pressure to the appliance. With more uniform pressure, appliances work better. Single-Stage regulators should be replaced with Two-Stage or Integral Two-Stage systems to comply with code requirements such as NFPA 58.

With a Two-Stage System, A First-Stage regulator supplies a nearly constant inlet pressure around 8 - 10 psig to a Second-Stage regulator. This means the Second-Stage unit does not have to attempt to compensate for widely varying inlet pressures. Second-Stage pressure can be adjusted at the building as desired.

First-Stage Regulators
First-Stage regulators reduce tank pressure to a lower pressure (usually 10 psig) for a Second-Stage regulator. Fisher First-Stage regulators are painted red for easy identification. Vents are screened with standard orientation over the outlet.

Two-PSI Service Regulators
Two-PSI Service regulators serve as an intermediate regulator after the First-Stage regulator. These regulators are designed for 2 psig LP-Gas regulator systems. Fisher 2-PSI regulators are painted white or are green with white closing caps for easy identification.

Second-Stage Regulators
Second-Stage Regulators reduce the pressure from a First-Stage unit to 11" W.C. in domestic installations. Vents are screened with standard orientation over the inlet; however, other vent orientations are available. Fisher Second-Stage Regulators are normally painted palm green for easy identification.

Integral Two-Stage Regulators
Integral Two-Stage units combine a First-Stage regulator & Second-Stage regulator into one compact unit and are recommended for installations where piping distance between the building being served and the tank is short. Integral Two-Stage regulators provide all the advantages of Two-Stage regulation. These units are color coded gray for easy identification. Vents are screened with standard orientation over the outlet.

Five Reasons to Two-Stage

1. **Compliance with Code Requirements such as NFPA 58**

2. **Fewer Trouble Calls**
   With a Two-Stage system, one can expect fewer customer trouble calls due to regulator freeze-ups from too much water in the gas. A Two-stage regulator reduces these possibilities in two ways:
   a) a larger orifice can be used, making it more difficult for ice to build up and block the orifice, and
   b) more heat can be transferred through the walls of two regulators than one.

3. **Smaller Pipe or Tubing**
   Due to the higher pressure between the First & Second-Stage units, smaller pipe or tubing can be used on a Two-Stage system. These savings can make a Two-Stage system more economical to install than a Single-Stage.

4. **Constant Appliance Pressure**
   With a Two-Stage system, a First-Stage regulator supplies a nearly constant inlet pressure of 8 - 10 psig to a Second-Stage regulator. This means that the Second-Stage regulator does not have to attempt to compensate for widely varying inlet pressures. With more uniform pressure, appliances work better, and customers are less likely to experience problems that result in service calls.

5. **Keep Downstream Pressure Below 2 psig**
   Second-Stage and Integral Two-Stage regulators have internal pressure relief valves, which limit the outlet pressure to 2 psig when the seat disc is removed and the inlet pressure is 10 psig or less as specified in *UL® 144, STANDARD FOR LP-GAS REGULATORS.*

When to Two-Stage
Two-Stage systems whenever the following conditions exist:
1. Compliance with regulation codes.
2. There is a possibility of moisture in the LP-Gas.
3. Wide fluctuations in gas demand exist.
4. Winter & summer temperatures vary greatly.

Reference LP-31 2023

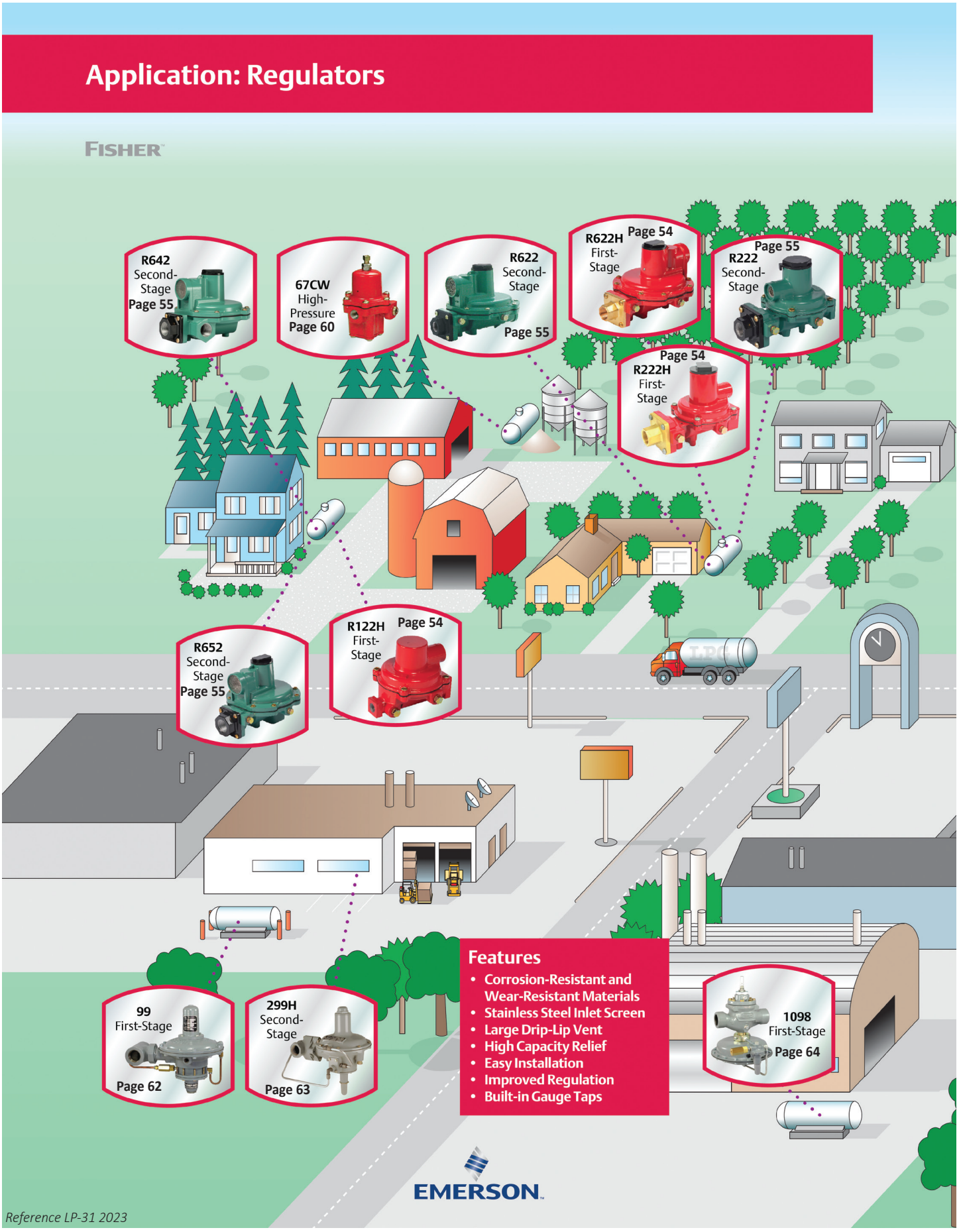
Application: Regulators
FISHER
R642
Second-Stage
Page 55
67CW
High-Pressure
Page 60
R622
Second-Stage
Page 55
R622H
First-Stage
Page 54
R222
Second-Stage
Page 55
R222H
First-Stage
Page 54
R652
Second-Stage
Page 55
R122H
First-Stage
Page 54
99
First-Stage
Page 62
299H
Second-Stage
Page 63
1098
First-Stage
Page 64
Features
Corrosion-Resistant and Wear-Resistant Materials
Stainless Steel Inlet Screen
Large Drip-Lip Vent
High Capacity Relief
Easy Installation
Improved Regulation
Built-in Gauge Taps
EMERSON
Reference LP-31 2023

FISHER

Introduction

The regulator truly is the heart of an LP-Gas installation. It must compensate for variations in tank pressure from 8 - 250 PSIG and deliver a constant outlet pressure of LP-Gas typically at 11" W.C. to consuming appliances. The regulator must deliver this pressure despite the intermittent use of the appliances.

In propane service, NFPA 58 requires Two-Stage regulation on all fixed piping systems that serve 14" W.C. appliance systems (normally operated at 11" W.C.). Two-stage regulation produces a nearly constant pressure to the appliance and can result in a more efficient LP-Gas operation for the dealer resulting in less maintenance and fewer installation call-backs.

With properly selected regulators, the internal relief valve provides 2 PSIG overpressure protection as required by NFPA 58.

Emerson is a leading international supplier of cost-effective products, services, and solutions used in the propane industry. Around the world, Emerson and its distributors offer quality products as well as applications engineering, education programs and after sales service. For any of the products described in this catalog, contact the Fisher™ LP-Gas Equipment distributor near you.

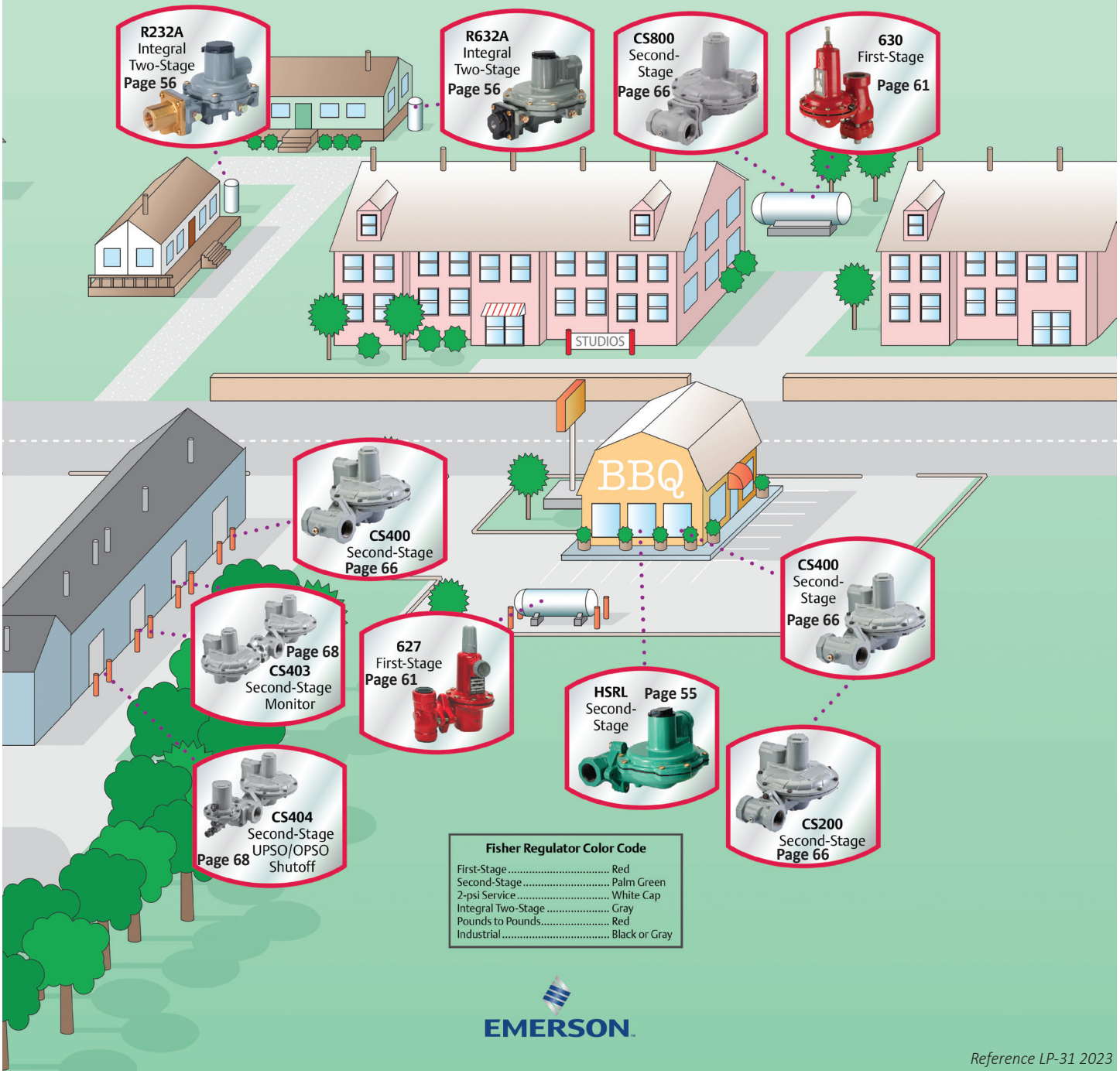

Reference LP-31 2023

Fisher First-Stage Regulators

Item Number	Part Number	Capacities (Propane) [1]	Inlet Connection	Outlet Connection	Outlet Adjustment Range	Outlet Pressure Setting	Case Quantity
123033	R122H-AAJ	1,100,000 BTU/hr	1/4“ FNPT	1/2” FNPT	Non-Adjustable	10 PSIG	10 Pcs.
123034	R122H-AAJXB [2]						10 Pcs.
124664	R622H-BGK	2,000,000 BTU/hr	1/2” FNPT	1/2” FNPT	4 - 6 PSIG	5 PSIG	10 Pcs.
124680	R622H-HGK		FPOL				10 Pcs.
124695	R622H-JGK	2,250,000 BTU/hr		3/4” FNPT			10 Pcs.
124662	R622H-BGJ	2,100,000 BTU/hr	1/2” FNPT	1/2” FNPT	8 - 12 PSIG	10 PSIG	10 Pcs.
124670	R622H-DGJ	2,400,000 BTU/hr	3/4” FNPT	3/4” FNPT			10 Pcs.
124675	R622H-HGJ	2,100,000 BTU/hr	FPOL	1/2” FNPT			10 Pcs.
124690	R622H-JGJ	2,250,000 BTU/hr		3/4” FNPT			10 Pcs.

1. Based on 30 PSIG inlet pressure and 20% droop. *2. Vent over gauge taps.*



R122H-AAJ



R622H-HGJ



R222H-HGJ

Fisher First-Stage Compact Regulators

Item Number	Part Number	Capacities (Propane) *	Inlet Connection	Outlet Connection	Outlet Adjustment Range	Outlet Pressure Setting	Nominal Relief Valve Start-To-Discharge	Case Quantity
123078	R222H-BGK	1,700,000 BTU/hr	1/2” FNPT	1/2” FNPT	4 - 6 PSIG	5 PSIG	9 PSIG	10 Pcs.
123082	R222H-BGJ	1,800,000 BTU/hr			8 - 12 PSIG	10 PSIG	16 PSIG	10 Pcs.
123085	R222H-HGK	1,700,000 BTU/hr	FPOL	1/2” FNPT	4 - 6 PSIG	5 PSIG	9 PSIG	10 Pcs.
123088	R222H-HGJ	1,800,000 BTU/hr			8 - 12 PSIG	10 PSIG	16 PSIG	10 Pcs.
123090	R222H-JGK	1,875,000 BTU/hr	FPOL	3/4” FNPT	4 - 6 PSIG	5 PSIG	9 PSIG	10 Pcs.
123092	R222H-JGJ				8 - 12 PSIG	10 PSIG	16 PSIG	10 Pcs.
123095	R222H-DGK	2,000,000 BTU/hr	3/4” FNPT	3/4” FNPT	4 - 6 PSIG	5 PSIG	9 PSIG	10 Pcs.
123098	R222H-DGJ				8 - 12 PSIG	10 PSIG	16 PSIG	10 Pcs.

** Based on 30 PSIG inlet pressure and 20% droop.*

Fisher Second Stage Regulators

Fisher Second-Stage Regulators

Item Number	Part Number	Capacities (Propane) [1]	Inlet Connection	Outlet Connection	Outlet Pressure Range	Outlet Pressure Setting	Case Quantity
123075	R222-BAF [2]	650,000 BTU/hr	1/2 " FNPT	1/2" FNPT	9.5" - 13" W.C.	11" W.C.	10 Pcs.
124616	R622-BCF	875,000 BTU/hr			9" - 13" W.C.		10 Pcs.
124625	R622-CFF	1,400,000 BTU/hr		3/4" FNPT			10 Pcs.
124639	R622-DFF		3/4" FNPT				10 Pcs.
124775	R642-DFF [3]	920,000 BTU/hr					10 Pcs.
124801	R652-CFF [5]	1,000,000 BTU/hr	1/2" FNPT				10 Pcs.
124800	R652-DFF [5]		3/4" FNPT				10 Pcs.
124635	R622-CFGXA [4,6]	1,125,000 BTU/hr	1/2" FNPT	3/4" FNPT	13" - 20" W.C.	18" W.C.	10 Pcs.
123211	HSRL-BFC	2,300,000 BTU/hr	3/4" FNPT		9" - 13" W.C.	11" W.C.	10 Pcs.
123201	HSRL-PFC [3]						10 Pcs.
123212	HSRL-CFC	2,600,000 BTU/hr	1" FNPT	1" FNPT			10 Pcs.
123203	HSRL-SFC [3]						10 Pcs.

1. Based on 10 PSIG inlet pressure and 2" W.C. droop.
2. Compact.
3. Angle Mount.
4. Back Mount.
5. Vent over Inlet.
6. Great For Pool Heaters.



R222-BAF


R622-CFF


R652-DFF


R642-DFF


HSRL-BFC

Fisher Integral Two-Stage Regulators

Item Number	Part Number	Capacities (Propane) [1]	Inlet Connection	Outlet Connection	Outlet Adjustment Range	Outlet Pressure Setting	Case Quantity
123104	R232A-BBF [2]	550,000 BTU/hr	1/4" FNPT	1/2" FNPT	10.2" - 13" W.C.	11" W.C.	10 Pcs.
123106	R232A-HBF [2]		F. POL				10 Pcs.
124710	R632A-BCF	850,000 BTU/hr	1/4" FNPT	1/2" FNPT	9" - 13" W.C.		10 Pcs.
124716	R632A-HCF		F. POL				10 Pcs.
124713	R632A-CFF	950,000 BTU/hr	1/4" FNPT	3/4" FNPT			10 Pcs.
124718	R632A-JFF	850,000 BTU/hr	F. POL				10 Pcs.

1. Based on 30 PSIG inlet pressure and 2" W.C. droop. *2. Compact.*



R232A-HBF



R632A-JFF

Fisher Integral 2-PSI Regulators

Item Number	Part Number	Capacities (Propane) [1]	Inlet Connection	Outlet Connection	Outlet Adjustment Range	Outlet Pressure Setting	Case Quantity
123108	R232E-BBH [2]	500,000 BTU/hr	1/4" FNPT	1/2" FNPT	1" - 2.2" PSIG	2" PSIG	10 Pcs.
123110	R232E-HBH [2]		F. POL				10 Pcs.
124720	R632E-BCH	850,000 BTU/hr	1/4" FNPT	1/2" FNPT	1" - 2.2" PSIG		10 Pcs.
124724	R632E-HCH	900,000 BTU/hr	F. POL				10 Pcs.
124722	R632E-CFH	850,000 BTU/hr	1/4" FNPT	3/4" FNPT			10 Pcs.
124726	R632E-JFH		F. POL				10 Pcs.

1. Based on 30 PSIG inlet pressure and 20% droop. *2. Compact.*



R232E-HBH



R632E-HCH

Fisher Jurisdictional Regulators

Regulator Application	Item Number	Part Number	Capacities In BTU/hr (Propane) *	Inlet Pressure @ Rated Capacity	Inlet Connection	Outlet Connection	Outlet Pressure Setting
Second Stage	124618	RJ622-BCF	875,000	10 PSIG	1/2 " FNPT	1/2" FNPT	11" W.C.
			1,450,000	25 PSIG			
			1,550,000	30 PSIG			
			1,700,000	40 PSIG			
	124622	RJ622-CFF	1,400,000	10 PSIG	1/2 " FNPT	3/4" FNPT	
			2,250,000	25 PSIG			
			2,500,000	30 PSIG			
			2,650,000	40 PSIG			
	124640	RJ622-DFF	1,400,000	10 PSIG	3/4" FNPT	3/4" FNPT	
			2,250,000	25 PSIG			
			2,500,000	30 PSIG			
			2,650,000	40 PSIG			
Second Stage Angle Mount	124778	RJ642-DFF	900,000	10 PSIG	3/4" FNPT	3/4" FNPT	
			975,000	25 PSIG			
			980,000	30 PSIG			
			990,000	40 PSIG			
Second Stage Back Mount	124804	R652-DFF	1,000,000	10 PSIG	3/4" FNPT	3/4" FNPT	
			1,250,000	25 PSIG			
			1,300,000	30 PSIG			
			1,375,000	40 PSIG			
2 PSI Service	124592	RJ622E-BCH	1,250,000	10 PSIG	1/2 " FNPT	1/2" FNPT	2 PSIG
			1,950,000	25 PSIG			
			2,100,000	30 PSIG			
			2,300,000	40 PSIG			
	124598	RJ622E-DCH	1,500,000	10 PSIG	3/4" FNPT	3/4" FNPT	
			2,275,000	25 PSIG			
			2,525,000	30 PSIG			
			2,675,000	40 PSIG			
	124805	RJ652-DFH	1,400,000	10 PSIG	3/4" FNPT	3/4" FNPT	
			1,650,000	25 PSIG			
			1,725,000	30 PSIG			
			1,850,000	40 PSIG			

** Capacitites based on specified inlet pressure and 2" W.C. droop for Second Stage & 20% droop for 2 PSIG Service.*
All models have vent orientation above Inlet.



RJ622-CFF



RJ642-DFF



RJ652-DFF

Relief Valve Specifications

Part Series	Typical Setpoint	Normal Relief Valve Start-To -Dicharge	Maximum Inlet Pressure To Not Exceed Outlet Pressure With Disc Removed	
			Inlet Pressure	Maximum Outlet Pressure
RJ622	11" W.C.	1 PSIG	50 PSIG	2 PSIG
RJ642				
RJ652				
RJ622E	2 PSIG	3.5 PSIG	50 PSIG	5 PSIG
RJ652E				

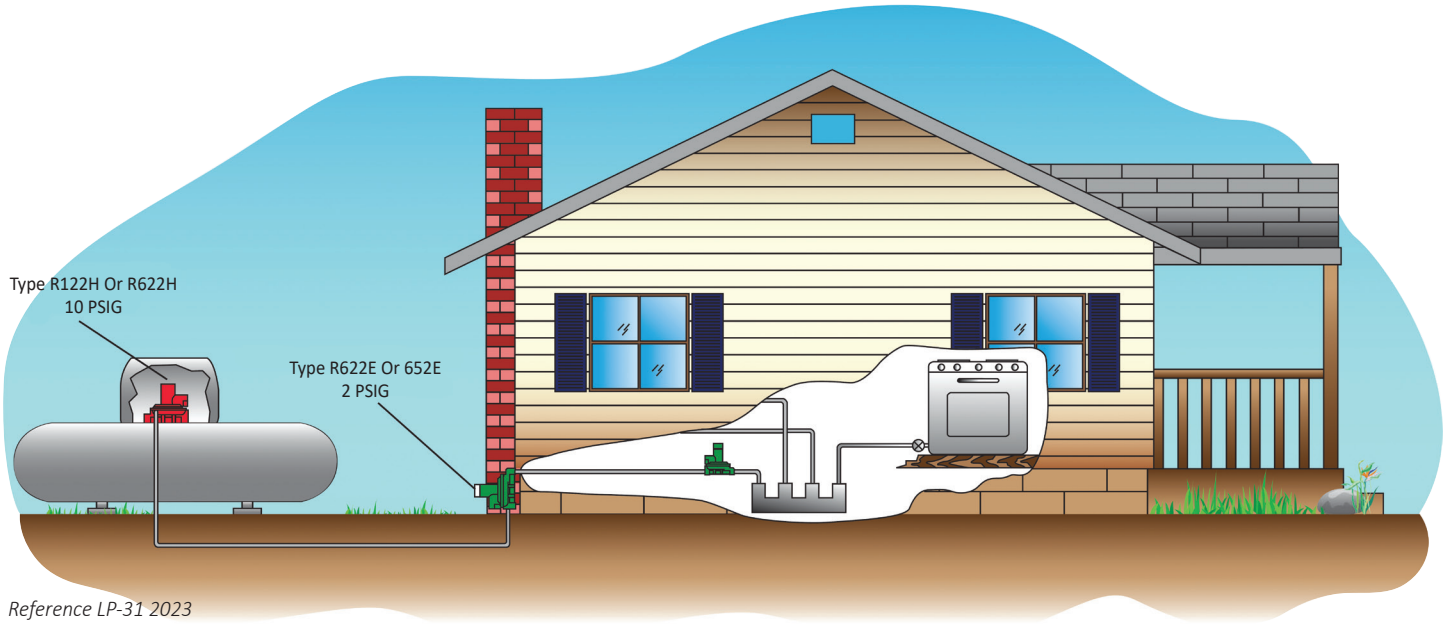

Reference LP-31 2023

Fisher 2-PSI Service Regulators

Item Number	Part Number	Capacities (Propane) [1]	Connections Inlet x Outlet	Outlet Pressure Range	Outlet Pressure Setting	Case Quantity
124595	R622E-BCH	1,460,000 BTU/hr	1/2" x 1/2" FNPT	1 - 2.2 PSIG	2 PSIG	10 Pcs.
124596	R622E-DCH	1,680,000 BTU/hr	3/4" x 3/4" FNPT			10 Pcs.
124802	R652E-DFH [2]	1,500,000 BTU/hr				10 Pcs.

1. *Based on 10 PSIG inlet pressure and 20% droop.*
2. *Back Mount.*



R622E-DCH



R652E-DFH

Fisher Commercial Automatic Changeover Regulators						
Item Number	Part Number	Capacities (Propane) *	Inlet Connection	Outlet Connection	Outlet Pressure Setting	Outlet Adjustment Range
123547	64SR-122	1,210,000 BTU/hr	1/2” FNPT	1/2” FNPT	10 PSIG	5 - 20 PSIG

** Based on 100 PSIG inlet, reserve setting.*



64SR-122

Fisher Changeover Manifold Regulators						
Item Number	Part Number	Capacities (Propane) *	Inlet Connection	Outlet Connection	Outlet Pressure Setting	
					Supply Setting	Reserve Setting
123859	749B-21	1,500,000 BTU/hr	1/2” FNPT	1/2” FNPT	15 PSIG	5 PSIG

** Based on 100 PSIG inlet, reserve setting.*



749B-21

Commercial / Industrial High-Pressure Regulators

Fisher 1/4" High-Pressure Regulators

Item Number	Part Number	Description	Capacities (Propane) *	Outlet Pressure Setting	Outlet Adjustment Range	Inlet & Outlet Connections	Case Quantity
123555	67CW-683	Basic Regulator (Wrench Adjustment)	675,000 BTU/hr	15 PSIG	3 - 20 PSIG	1/4" FNPT	12
123560	67CW-684		750,000 BTU/hr	20 PSIG	3 - 35 PSIG		12
123565	67CW-685		1,200,000 BTU/hr	40 PSIG	30 - 60 PSIG		12
123585	67CW-701		1,000,000 BTU/hr	50 PSIG	50 - 120 PSIG		12
123620	67CH-751	Basic Regulator (Handwheel Adjustment)	675,000 BTU/hr	15 PSIG	3 - 20 PSIG		12
123600	67CH-743		750,000 BTU/hr	20 PSIG	3 - 35 PSIG		12
123595	67CH-742		1,200,000 BTU/hr	40 PSIG	30 - 60 PSIG		12
123590	67CH-741		1,000,000 BTU/hr	50 PSIG	50 -120 PSIG		12
123625	67CD-100	Dial Cap Adjustment	675,000 BTU/hr	15 PSIG	5 - 20 PSIG		10
123630	67CD-102		1,200,000 BTU/hr	40 PSIG	20 - 50 PSIG		10
123635	67CD-103		1,000,000 BTU/hr	50 PSIG	40 - 100 PSIG		10
123665	67CN-106	Non-Adjustable	400,000 BTU/hr	10 PSIG	Non-Adjustable		12
123664	67CN-104		600,000 BTU/hr	15 PSIG			12
123650	67CN-105		750,000 BTU/hr	20 PSIG			12

** Based on inlet pressure 20 PSIG greater than outlet with 20% droop; Liquid capacity = 3 - 5 GPH*


67CW-701


67CH-741


67CD-102


67CN-106


64-33

Fisher 1/2" High-Pressure Regulators

Item Number	Part Number	Description	Capacities (Propane)*	Outlet Pressure Setting	Outlet Adjustment Range	Inlet & Outlet Connections	Case Quantity
123500	64-33	Basic Regulator	2,625,000 BTU/hr	10 PSIG	3 - 15 PSIG	1/2" FNPT	6 Pcs.
123505	64-35		3,600,000 BTU/hr	20 PSIG	5 - 35 PSIG		6 Pcs.
123510	64-36		4,150,000 BTU/hr	40 PSIG	30 - 60 PSIG		6 Pcs.
123520	64-222		5,250,000 BTU/hr	50 PSIG	35 -100 PSIG		6 Pcs.
123535	64SR-21	With Internal Relief Valve	2,625,000 BTU/hr	10 PSIG	3 - 15 PSIG		6 Pcs.
123540	64SR-22		3,000,000 BTU/hr	15 PSIG	5 - 20 PSIG		6 Pcs.
123545	64SR-23		3,600,000 BTU/hr	20 PSIG	5 - 35 PSIG		6 Pcs.

** Based on inlet pressure 20 PSIG greater than outlet with 20% droop; Liquid capacity = 160 GPH*

Commercial / Industrial High-Pressure Regulators

UL® Listed Type 627 Constructions

Item Number	Part Number	Capacities (Propane) *	Orifice Size	Inlet & Outlet Connections	Outlet Pressure Range	Setpoint	Maximum Operating Inlet Pressure
123705	627-5810	6,080,000 BTU/hr	3/8”	3/4” FNPT	5 - 20 PSIG	10 PSIG	250 PSIG
123729	627-5810V						
123708	627-6210	10,755,000 BTU/hr	1/2”				
123731	627-6210V						
123715	627-7710	10,773,000 BTU/hr		1” FNPT			
123734	627-7710V						

** For UL listed Type 627 configurations, capacity based on inlet pressure of 30 PSIG Internal registration & 20% droop.*
Note: Additional spring ranges & body styles are available. Ask your LP-Gas Equipment Distributor for additional configurations & for more information.

Non-UL Listed Type 627 Constructions & Type 630 Regulator

Item Number	Part Number	Capacities (Propane) [1]	Orifice Size	Inlet & Outlet Connections	Outlet Pressure Range	Setpoint	Maximum Operating Inlet Pressure
123669	627R-193 [2]	7,434,000 BTU/hr	3/8”	1” FNPT	5 - 20 PSIG	10 PSIG	200 PSIG
123719	627-493	14,632,000 BTU/hr			15 - 40 PSIG	40 PSIG	250 PSIG
123661	627R-194 [2]	14,632,000 BTU/hr					200 PSIG
123727	627-496	10,773,000 BTU/hr	1/2”		5 -20 PSIG	10 PSIG	250 PSIG
123666	627R-198 [2]	14,837,000 BTU/hr			15 - 40 PSIG	40 PSIG	200 PSIG
123726	627-576	10,773,000 BTU/hr		2” FNPT	5 - 20 PSIG	10 PSIG	250 PSIG
123723	627M-268 [3]	20,948,000 BTU/hr			15 - 40 PSIG	40 PSIG	250 PSIG
Special Order	627R-117 [2]	10,755,000 BTU/hr	1/2”	3/4” FNPT	5 -20 PSIG	10 PSIG	200 PSIG
123717	627M-421 [3]						250 PSIG
123663	627R-197 [2]	10,773,000 BTU/hr		1” FNPT			200 PSIG
123735	627M-471 [3]						250 PSIG
123716	627-497	14,837,000 BTU/hr			15 - 40 PSIG	40 PSIG	
123737	627-577	20,948,000 BTU/hr		2” FNPT			
123720	630-104/78	14,000,000 BTU/hr	1/2”	2” FNPT	8 - 20 PSIG	10 PSIG	250 PSIG

1. For Non-UL listed Types 627 & 630 configurations, capacity based on inlet pressure 20 PSIG greater than outlet pressure, Internal registration, & 20% droop.
2. “R” denotes token relief. Check with your LP-Gas Equipment Distributor on relief capacities.
3. For Monitor Applications. Standard with blocked throat & external sensing.
Note: Additional spring ranges & body styles are available. Ask your LP-Gas Equipment Distributor for additional configurations & for more information.



627-7710



630-107/78

Commercial / Industrial High-Pressure Regulators

Pilot Operated High Pressure Commercial/Industrial Fisher Regulators

Item Number	Part Number	Capacities (Propane) *	Orifice Size	Inlet & Outlet Connections	Outlet Pressure Range	Outlet Pressure Setting	Maximum Operating Inlet Pressure
123688	99-510P	29,400,000 BTU/hr	7/8”	2” FNPT	7” W.C. - 2 PSIG	1 PSIG	250 PSIG
123738	99F-510P			2” CL300 FF			
123690	99-511P	33,206,000 BTU/hr		2” FNPT	1 - 5 PSIG	5 PSIG	
123739	99F-511P			2” CL300 FF			
123694	99-513P	36,368,000 BTU/hr		2” FNPT	2 - 10 PSIG	10 PSIG	
123745	99F-513P			2” CL300 FF			
123692	99-512P	37,950,000 BTU/hr		2” FNPT	5 - 15 PSIG	15 PSIG	
123740	99F-512P			2” CL300 FF			
123697	99-515P	41,112,000 BTU/hr		2” FNPT	10 - 20 PSIG	20 PSIG	
123747	99F-515P			2” CL300 FF			
123696	99-903P	44,275,000 BTU/hr		2” FNPT	10 - 65 PSIG	30 PSIG	
Special Order	99F-903P			2” CL300 FF			
Special Order	99-502PH	50,600,000 BTU/hr	1 1/8”	2” FNPT	1 - 5 PSIG	5 PSIG	300 PSIG
Special Order	99F-502PH			2” CL300 FF			
123685	99-503PH	61,688,000 BTU/hr		2” FNPT	2 -10 PSIG	10 PSIG	
Special Order	99F-503PH			2” CL300 FF			
123683	99-504PH	63,250,000 BTU/hr		2” FNPT	5 - 15 PSIG	15 PSIG	
Special Order	99F-504PH			2” CL300 FF			
123687	99-505PH	67,993,000 BTU/hr		2” FNPT	10 - 20 PSIG	20 PSIG	
Special Order	99F-505PH			2” CL300 FF			
123689	99-901PH	74,318,000 BTU/hr		2” FNPT	10 - 65 PSIG	30 PSIG	
123750	99F-901PH			2” CL300 FF			

** Capacity based on inlet pressure 20 PSIG greater than outlet pressure, external registration, & 0.1 to 0.3 psi proportional band.*
Note: Additional spring ranges & body styles are available. Ask your LP-Gas Equipment Distributor for more information.



99-501P

Industrial Service Low-Pressure Regulators

Low Pressure Commercial/Industrial Fisher Regulators							
Item Number	**Part Number**	**Capacities (Propane)**	**Orifice Size**	**Inlet & Outlet Connections**	**Outlet Pressure Range**	**Outlet Pressure Setting**	**Maximum Operating Inlet Pressure**
123709	299H-101	13,100,000 BTU/hr [1]	3/4"	1 1/2" FNPT	9" - 20" W.C.	11" W.C.	150 PSIG
123710	299H-102	19,700,000 BTU/hr [1]		2" FNPT			
123711	299H-103	23,300,000 BTU/hr [2]		1 1/2" FNPT	6 - 16 PSIG	10 PSIG	
123712	299H-104	38,000,000 BTU/hr [2]		2" FNPT			
Special Order	299H-105	20,400,000 BTU/hr [3]		1 1/2" FNPT	9" - 20" W.C.	11" W.C.	
Special Order	299H-106			2" FNPT			
Special Order	299H-107	38,000,000 BTU/hr [4]		1 1/2" FNPT	6 - 16 PSIG	10 PSIG	
123714	299H-108			2" FNPT			
123677	99-501P	49,000,000 BTU/hr [6]	1 1/8"	2" FNPT	7" W.C. - 2 PSIG	1 PSIG	150 PSIG
123680	99-502P	50,600,000 BTU/hr [6]			1 - 5 PSIG	5 PSIG	
123682	99-503P	61,650,000 BTU/hr [6]			2 - 10 PSIG	10 PSIG	
123684	99-504P	63,250,000 BTU/hr [6]			5 - 15 PSIG	15 PSIG	
123699	133L-4	70,875,000 BTU/hr [3]	2"		8.5" - 18" W.C.	14" W.C.	60 PSIG
123698	133H-1	66,150,000 BTU/hr [5]			1.5 - 3 PSIG	3 PSIG	
123693	133H-3	115,958,000 BTU/hr [6]			5 - 10 PSIG	10 PSIG	

1. Capacity based on inlet pressure of 10 PSIG, Internal Registration & 2" W.C. droop.
2. Capacity based on inlet pressure of 20 PSIG higher than outlet pressure, Internal Registration & 20% droop.
3. Capacity based on inlet pressure of 10 PSIG, External Registration & 2" W.C. droop.
4. Capacity based on inlet pressure of 20 PSIG higher than outlet pressure, External Registration & 2" W.C. droop.
5. Capacity based on inlet pressure of 10 PSIG, External Registration & 20% droop.
6. Capacity based on inlet pressure of 20 PSIG higher than outlet pressure, External Registration & 20% droop.
Note: Additional spring ranges & body sizes are available. Ask your LP-Gas Equipment Distributor for more information.



299H-101



133H-1

Commercial / Industrial High-Pressure Regulators

Pilot Operated High Pressure Commercial/Industrial Fisher Regulators

Item Number	Part Number	Capacities (Propane)	Orifice Size	Inlet & Outlet Connections	Outlet Pressure Range	Outlet Pressure Setting	Maximum Operating Inlet Pressure
Special Order	1098-L21	170,500,000 BTU/hr [1]	2 3/8"	2" FNPT	2 -10 PSIG	10 PSIG	400 PSIG
124500	1098-L22	215,300,000 BTU/hr [2]			3 - 40 PSIG	20 PSIG	
Special Order	1098-L23	322,300,000 BTU/hr [3]			35 - 75 PSIG	50 PSIG	
Special Order	1098-F21	170,500,000 BTU/hr [1]		2" CL300 RF	2 -10 PSIG	10 PSIG	
124528	1098-F22	215,300,000 BTU/hr [2]			3 - 40 PSIG	20 PSIG	
Special Order	1098-F23	322,300,000 BTU/hr [3]			35 - 75 PSIG	50 PSIG	
Special Order	1098-F31	356,300,000 BTU/hr [1]	3 3/8"	3" CL300 RF	2 -10 PSIG	10 PSIG	
124510	1098-F32	447,400,000 BTU/hr [2]			3 - 40 PSIG	20 PSIG	
Special Order	1098-F33	669,500,000 BTU/hr [3]			35 - 75 PSIG	50 PSIG	
Special Order	1098-F41	551,300,000 BTU/hr [4]	4 3/8"	4" CL300 RF	2 -10 PSIG	10 PSIG	
124525	1098-F42	693,500,000 BTU/hr [4]			3 - 40 PSIG	20 PSIG	
Special Order	1098-F43	1,035,500,000 BTU/hr [3]			35 - 75 PSIG	50 PSIG	

1. *Capacity based on 30 PSIG inlet pressure & 15 PSIG setpoint.*
2. *Capacity based on 40 PSIG inlet pressure & 20 PSIG setpoint.*
3. *Capacity based on 75 PSIG inlet pressure & 50 PSIG setpoint.*
4. *Capacity based on 25 PSIG inlet pressure greater than outlet pressure setting.*

Note: Additional spring ranges & body styles are available. Ask your LP-Gas Equipment Distributor for more information.



1098-L22

Examples of Monitor Systems

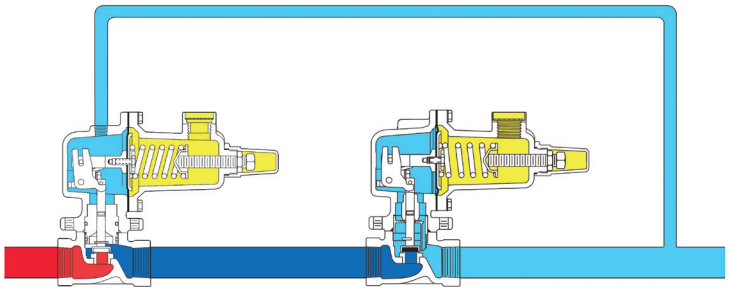

Type 627M (Direct-Operated) Monitor

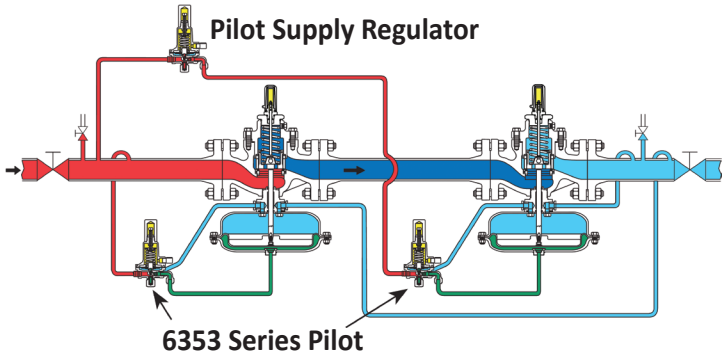

Type 1098 (Pilot-Operated) Monitor

- Inlet Pressure
- Outlet Pressure
- Loading Pressure
- Atmospheric Pressure
- Intermediate Pressure

Reference LP-31 2023

Monitor Overpressure Protection

Typical Wide-Open Monitor System						
Operating Regulator	**Orifice Size**	**Body Size**	**Monitor Regulator**	**Orifice Size**	**Body Size**	**Regulating Capacity ***
Type 627-5810	3/8”	3/4” NPT	Type 627M-421	1/2”	3/4” NPT	5,750,000 BTU/hr
Type 627-6210	1/2”	3/4” NPT	Type 627M-421	1/2”	3/4” NPT	7,050,000 BTU/hr
Type 627-7710	1/2”	1” NPT	Type 627M-471	1/2”	1” NPT	7,050,000 BTU/hr
Type 630-104/78	1/2”	2” NPT	Type 627M-267	1/2”	2” NPT	8,400,000 BTU/hr
Type 630-104/78	1/2”	2” NPT	Type 99M-504PH	1 1/8”	2” NPT	13,500,000 BTU/hr
Type 99-504PH	1 1/8”	2” NPT	Type 99M-504PH	1 1/8”	2” NPT	42,650,000 BTU/hr
Type 99-504PH	1 1/8”	2” NPT	Type 1098H	2 3/8”	2” NPT	54,500,000 BTU/hr
Type 1098	2 3/8”	2” NPT	Type 1098H	2 3/8”	2” NPT	136,900,000 BTU/hr
Type 1098	2 3/8”	3” NPT	Type 1098H	3 3/8”	3” NPT	283,700,000 BTU/hr
Type 1098	2 3/8”	4” NPT	Type 1098H	4 3/8”	4” NPT	437,800,000 BTU/hr

** Capacities are based on 30 PSIG in & 8 PSIG out.*

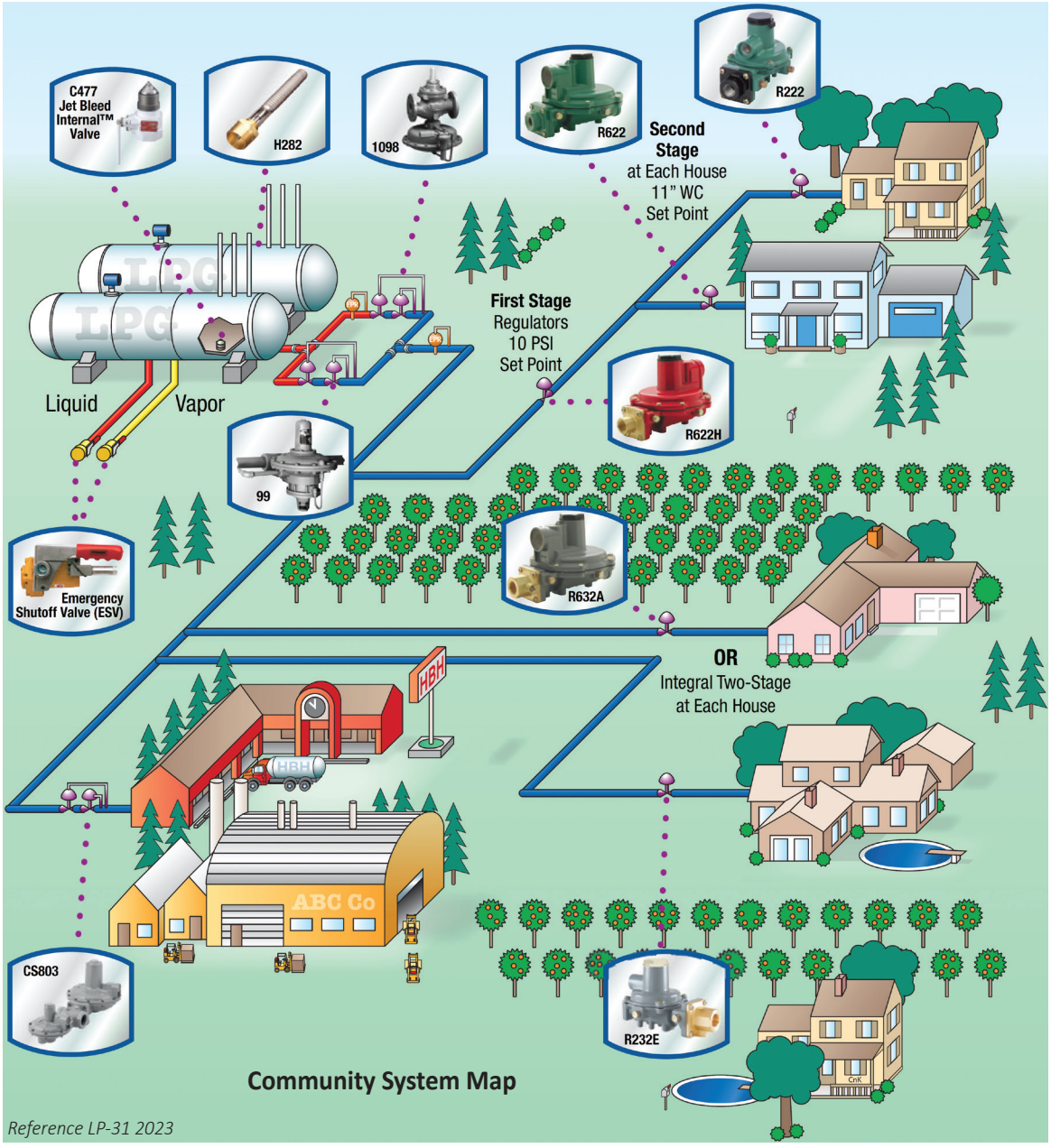

Low Pressure Commercial Fisher Regulators

Item Number	Part Number	Capacities (Propane) [1]	Orifice Size	Inlet & Outlet Connections	Outlet Pressure Range	Outlet Pressure Setting	Maximum Operating Inlet Pressure
124951	CS200IR-6EC1	2,500,000 BTU/hr	1/2"	3/4" FNPT	10" - 14" W.C.	11" W.C.	40 PSIG
124967	CS200IR-6EC3	3,800,000 BTU/hr		1 FNPT			
124959	CS200IR-6EC6	3,900,000 BTU/hr		1 1/4" FNPT			
124913	CS400IR-8EC6	6,800,000 BTU/hr	3/4"	1 1/4" FNPT			20 PSIG
124906	CS400IR-8EC7	7,600,000 BTU/hr		1 1/2" FNPT			
124923	CS400IR-8EC8	7,600,000 BTU/hr		2" FNPT			
123950	CS800IR-8CC7	10,460,000 BTU/hr	1"	1 1/2" FNPT	8 " - 12" W.C.		30 PSIG
123952	CS800IR-8CC8	21,809,000 BTU/hr		2" FNPT			
124950	CS200IR-6HC1	3,760,000 BTU/hr	1/2"	3/4" FNPT	1 - 2 PSIG	2 PSIG	40 PSIG
124966	CS200IR-6HC3	4,780,000 BTU/hr		1 FNPT			
124958	CS200IR-6HC6	5,327,000 BTU/hr		1 1/4" FNPT			
124919	CS400IR-8HC6	9,715,000 BTU/hr	3/4"	1 1/4" FNPT			20 PSIG
124903	CS400IR-8HC7	10,500,000 BTU/hr		1 1/2" FNPT			
124920	CS400IR-8HC8	8,775,000 BTU/hr		2" FNPT			
123962	CS820IR-8FC7	15,011,000 BTU/hr	1"	1 1/2" FNPT	1 - 2.5 PSIG		30 PSIG
123964	CS820IR-8FC8	21,436,000 BTU/hr		2" FNPT			
124910	CS400IR-8IC6	7,365,000 BTU/hr	3/4"	1 1/4" FNPT	2 - 5.5 PSIG	5 PSIG	20 PSIG
124904	CS400IR-8IC7	6,895,000 BTU/hr		1 1/2" FNPT			
124921	CS400IR-8IC8	7,365,000 BTU/hr [2]		2" FNPT			
123970	CS820IR-8HC7	15,262,000 BTU/hr	1"	1 1/2" FNPT	2.5 - 5.5 PSIG		30 PSIG
123972	CS820IR-8HC8	16,532,000 BTU/hr		2" FNPT			

1. Capacity based on 10 PSIG & 2" W.C. droop.
2. Capacity based on 10 PSIG & 20% droop.
Note: Additional combinations of body styles, spring ranges, & orifice sizes are available. See guides on Page 61. Consult your LP-Gas Equipment Distributor for more information.



CS400IR-8EC6



CS200IR-6HC6



CS800IR-8CC8

Type CS200 Selection Guide

Base		Sensing		Relief		Orifice		Regulator Setpoint		Body Option	
Code	Description	Code	Description	Code	Description	Code	Size	Code	Inches W.C.	Code	Description
CS200	Basic	I	Internal	N	None	1	1/8”	A	3.5” - 5” W.C.	C1	3/4” FNPT - Cast Iron
				R	Internal	2	3/16”	B	4.5” - 6.5” W.C.	C3	1” FNPT - Cast Iron
						3	1/4”	C	6” - 8” W.C.	C6	1 1/4” FNPT - Cast Iron
						5	3/8”	D	7.5” - 11” W.C.		
						6	1/2”	E	10” - 14” W.C.		
								F	12” - 19” W.C.		
								G	18” W.C. - 1 PSIG		
								H	1 - 2 PSIG		

Type CS400 Selection Guide

Base		Sensing		Relief		Orifice		Regulator Setpoint		Body Option	
Code	Description	Code	Description	Code	Description	Code	Size	Code	Inches W.C.	Code	Description
CS400	Basic	I	Internal	N	None	2	3/16”	A	3.5” - 5” W.C.	C6	1 1/4” FNPT - Cast Iron
		E	External	R	Internal	3	1/4”	B	4.5” - 6.5” W.C.	C7	1 1/2” FNPT - Cast Iron
				T	Token	5	3/8”	C	6” - 8” W.C.	C8	2” FNPT - Cast Iron
						6	1/2”	D	7.5” - 11” W.C.	C9	2” CL 150 FF - Ductile Iron
						8	3/4”	E	10” - 14” W.C.		
								F	12” - 19” W.C.		
								G	18” W.C. - 1 PSIG		
								H	1 - 2 PSIG		
								I	2 - 5.5 PSIG		

Type CS800 Selection Guide

Base		Sensing		Relief		Orifice		Regulator Setpoint		Body Option	
Code	Description	Code	Description	Code	Description	Code	Size	Code *	Inches W.C.	Code	Description
CS800	Basic	I	Internal	N	None	2	1/4”	A	3.5” - 6” W.C.	C6	1 1/4” FNPT - Gray Iron
CS820	High Outlet	E	External	R	Internal	3	3/8”	B	5.5” - 8.5” W.C.	C7	1 1/2” FNPT - Gray Iron
				T	Token	4	1/2”	C	8” - 12” W.C.	C8	2” FNPT - Gray Iron
				Q	High Capacity	6	3/4”	D	10” - 16” W.C.	C9	2” CL 125 FF - Gray Iron
						8	1”	E	14” - 30” W.C.	D11	2” CL 150 FF - Ductile Iron
						9	1 3/8”	F	1 - 2.5 PSIG		
								G	1.5 - 3.5 PSIG		
								H	2.5 - 5.5 PSIG		

** Code A - E only applies to Type CS800. Code F - H only applies to CS820.*

Commercial Service Overpressure Protection

Type CS403 with Integral True-Monitor™ Protection

1 1/4" FNPT - 2" FNPT Body Sizes (2" CL150 Flange Available) 7.65 - 8.44M BTU/hr Internal Registration	Primary Setpoint	Monitor Setpoint	Monitor Spring Range
Type CS403: Combines operation of a conventional two-regulator wide-open monitor set into one body. During normal operation, the monitor is in a wide open state at a setpoint higher than the primary regulator. If the downstream pressure should rise due to loss of control by the primary regulator, the integral monitor will assume control and regulate the flow to the downstream system.	11" W.C.	21" W.C.	16" - 23" W.C.
	2 PSIG	2.5 PSIG	1.5 - 2.5 PSIG
	5 PSIG	6 PSIG	4 - 7.5 PSIG

Special Order – Contact your salesman for assistance.

Type CS404 with Integral Slam Shut

1 1/4" FNPT - 2" FNPT Body Sizes (2" CL150 Flange Available) 7.65 - 8.44M BTU/hr Internal Registration	Primary Setpoint	Slam-Shut Setpoint	
		OPSO	UPSO-OPSO
Type CS404: Integrates a fast acting shutoff device that provides overpressure shutoff (OPSO) or over/underpressure shutoff (UPSO/OPSO) protection by completely shutting off the flow of gas to the downstream system. The Slam Shut operates independently of the main regulator, and does not affect normal operation unless the downstream pressure fluctuates outside of the desired range.	7" W.C.	17" W.C.	-----
	11" W.C.	19" W.C.	6.3" W.C. - 25" W.C.
	14" W.C.	30" W.C.	8.8" W.C. - 28" W.C.
	1 PSIG	1.9 PSIG	16" W.C. - 1.9 PSIG
	2 PSIG	3.3 PSIG	1 PSIG - 3.2 PSIG
	5 PSIG	6.7 PSIG	2.9 PSIG - 7.5 PSIG

Special Order – Contact your salesman for assistance.

Type CS803 & CS823 with Integral True-Monitor™ Protection

1 1/2" FNPT & 2" FNPT Body Sizes (2" CL150 Flange Available) 10.46 - 21.44M BTU/hr Internal Registration	Primary Setpoint	Monitor Setpoint	Monitor Spring Range
Type CS803: Designed to deliver less than 1 psig, the Type CS803 combines operation of a conventional two-regulator wide-open monitor set into one body. During normal operation, the monitor is in a wide open state at a setpoint higher than the primary regulator. If the downstream pressure should rise due to loss of control by the primary regulator, the integral monitor will assume control and regulate the flow to the downstream system. **Type CS823:** Equipped with the same technology as the Types CS803 and Type CS823 delivers up to 5.5 psig operating pressures.	11" W.C.	21" W.C.	16" - 23" W.C.
	2 PSIG	2.5 PSIG	1.5 - 2.5 PSIG
	5 PSIG	6 PSIG	4 - 7.5 PSIG

Special Order – Contact your salesman for assistance.



CS403



CS404



CS803

Type CS403 Selection Guide

Base		Sensing		Relief		Orifice		Regulator Setpoint		Body Option	
Code	Description	Code	Description	Code	Description	Code	Size	Code	Primary - Monitor	Code	Description
CS403	Integral Monitor	I	Internal	N	None	2	3/16”	D	11” W.C. - 21” W.C.	D2	1 1/4” FNPT - Ductile Iron
		E	External	T	Token	3	1/4”	H	2 PSIG - 2.5 PSIG	D3	1 1/2” FNPT - Ductile Iron
						5	3/8”	L	5 PSIG - 6 PSIG	D4	2” FNPT - Ductile Iron
						6	1/2”			D9	2” CL 125 FF - Ductile Iron
						8	3/4”				

Type CS404 Selection Guide

Base		Sensing		Relief		Orifice		Regulator Setpoint		Body Option	
Code	Description	Code	Description	Code	Description	Code	Size	Code	Primary - Slam Shut	Code	Description
CS404	Integrated Slam Shut	I	Internal	N	None	2	3/16”	D	11” W.C. - 19” W.C.	D2	1 1/4” FNPT - Ductile Iron
		E	External	T	Token	3	1/4”	K	2 PSIG - 3.3 PSIG	D3	1 1/2” FNPT - Ductile Iron
						5	3/8”	N	5 PSIG - 6.7 PSIG	D4	2” FNPT - Ductile Iron
						6	1/2”	V *	11” W.C. - 6.3” W.C. - 25” W.C.	D9	2” CL 125 FF - Ductile Iron
						8	3/4”	AB *	2 PSIG - 1 PSIG - 3.2 PSIG		
								AE *	5 PSIG - 2.9 PSIG - 7.5 PSIG		
								** Set pressures for: Primary - Underpressure - Overpressure. Units are in PSIG.*			

Types CS803 & CS823 Selection Guide

Base		Sensing		Relief		Orifice		Regulator Setpoint		Body Option	
Code	Description	Code	Description	Code	Description	Code	Size	Code	Primary - Monitor	Code	Description
CS803	Integral Monitor “ W.C.	I	Internal	N	None	2	1/4”	D	11” W.C.	D3	1 1/2” FNPT - Ductile Iron
CS823	Integral Monitor - PSIG	E	External	T	Token	3	3/8”	H	2 PSIG	D4	2” FNPT - Ductile Iron
						5	1/2”	L	5 PSIG	D9	2” CL 125 FF/CL 150 FF - Ductile Iron
						6	3/4”				
						8	1”				

Fisher Backpressure Regulators / Relief Valves

Fisher Liquid Service Relief Valves

Item Number	Part Number	Body Size	Relief Pressure Range	Relief Pressure Setting	Propane Relief Capacity GPM at Following Pressure Build-Up Over Relief Setting				
					5 PSIG	10 PSIG	20 PSIG	30 PSIG	50 PSIG
123671	MR98H-13	1/2" FNPT	25 - 75 PSIG	50 PSIG	16.9	26.8	38.0	40.8	49.3
123672	MR98H-22	3/4" FNPT	70 - 140 PSIG	100 PSIG	32.4	53.5	78.9	87.3	104.2
123675	MR98H-30	1" FNPT							
123676	MR98H-31		130 - 200 PSIG	175 PSIG	29.6	47.9	77.5	90.1	118.3
123678	MR98HH-19		150 - 375 PSIG	250 PSIG	27.6	37.7	61.7	83.4	113.0



98H-30



1805-52P



289H-2

Fisher Vapor Relief Valves

Item Number	Part Number	Body Size	Relief Start-To-Discharge	Spring Range	Pressure Build-Up Over Set Pressure	Capacity (Air) SCFH
124245	1805-18P	1" FNPT	15 PSIG	5 - 35 PSIG	15 PSIG	6,160 @ 30 PSIG
124240	1805-19P		40 PSIG	10 - 60 PSIG		3,120 @ 55 PSIG
124243	1805-51P	2" FNPT	15 PSIG	5 - 20 PSIG	15 PSIG	28,500 @ 30 PSIG
124241	1805-52P		40 PSIG	10 - 50 PSIG		14,245 @ 55 PSIG
123702	289H-42	1" FNPT	15 PSIG	4 -15 PSIG	15 PSIG	38,880 @ 30 PSIG
123707	289H-2	2" FNPT	24" W.C.	0.5 - 2.25 PSIG	1.13 PSIG	15,400 @ 2 PSIG

Note: Some regulators will require more than one relief valve. Ask your LP-Gas Equipment Distributor for more information.

Fisher Vent Assemblies

Item Number	Part Number	Style	Size	Stabilizer	Case Quantity
123335	Y602-1	Umbrella	1/4" MNPT	No	300
123340	Y602-2			Yes	100
123355	Y602-5	Angle	3/8" FNPT	No	50
123365	Y602-7		1/2" FNPT	No	50
123370	Y602-8			Yes	50
123375	Y602-9		3/4" FNPT	No	50
123380	Y602-13		1/4" FNPT	No	50
123385	Y602-14			Yes	50
123387	Y602-23		3/4" MNPT	No	50
123386	Y602-25		1" MNPT	No	50



Y602-4



Y602-7

Fisher Appliance Regulators & Accessories

Fisher Appliance Regulators

Item Number	Part Number	Pressure Range	Outlet Pressure	Regulator Capacities In BTU/hr (Propane)			Inlet Connection	Outlet Connection	Orifice Size
				10 PSIG - Inlet	25 PSIG - Inlet	100 PSIG - Inlet			
123940	912N-194 [1]	3” - 7” W.C.	5” W.C.	101,000	151,000	-----	1/4” FNPT	1/4” FNPT	0.073”
123905	912-104	9.25” - 13” W.C.	11” W.C.	101,000	270,000	349,000			0.073”
123909	912N-109 [1]	5” - 10” W.C.	7” W.C.	123,000	232,000	556,000	1/4” FNPT	3/8” FNPT	0.073”
123900	912-101	9.25” - 13” W.C.	11” W.C.	110,000	201,000	494,000			0.073”
123920	912-122 [2]								0.073”

1. Not UL Listed.

2. 912-101 w/ M318 Installed.



912-101



912-122

Fisher Mounting Brackets

Item Number	Part Number	Style	Fits These Regulators
122601	P100A	Triangular	R622, R632, R642, R622H, R122H, R222, R232, & 912
122610	P102A	Strap	912



P100A



P102A

Regulator Plug, Adaptor, & Filter Assembly

Item Number	Part Number	Part Description
405006	ME2132	1/4” Female Inverted Flare x 1/4” MNPT
405090	ME2131	1/4” Inverted Flare Plug
122976	P501	1/4” NPT Inlet Filter for Fisher 67C Series Regulators
405049	ME24C	1/4” MNPT x 9/16”-18 LH Male Outlet Bushing
405053	ME24E	3/8” MNPT x 9/16”-18 LH Male Outlet Bushing



ME2132



ME2131



ME24C



P501

MEC First-Stage Regulators

Item Number	Part Number	Type	Capacity in BTU/H LPG [1]	Inlet	Outlet	Vent Port	Outlet Adj. Range	Outlet Set Point	Case Qty.
152300	MEGR-1122H-AAJ	Compact	1,000,000	1/4“ FNPT	1/2” FNPT	3/8” FNPT	8 - 12 PSI	10 PSI	10 Pcs.
152305	MEGR-1122H-AAJXB [2]								10 Pcs.
152348	MEGR-1222H-BGF		1,000,000	F. POL	1/2” FNPT	3/8” FNPT	9 - 12 PSI		10 Pcs.
152347	MEGR-1222H-BGJ		1,700,000		3/4” FNPT				10 Pcs.
152349	MEGR-1222HT-BGF	Compact Tee	1,000,000	F. POL/ Tee	1/2” FNPT	3/8” FNPT	8 - 12 PSI	10 PSI	10 Pcs.
152490	MEGR-1252H-BGJ	Back Mount	1,500,000	F. POL	3/4” FNPT	3/8” FNPT	9 - 12 PSI	10 PSI	10 Pcs.
152310	MEGR-1622H-BGJ	Full Size	2,200,000	1/2” FNPT	1/2” FNPT	3/4” FNPT	8 - 12 PSI	10 PSI	10 Pcs.
152315	MEGR-1622H-DGJ		2,500,000	3/4” FNPT	3/4” FNPT				10 Pcs.
152320	MEGR-1622H-HGJ		2,300,000	F. POL	1/2” FNPT				10 Pcs.
152325	MEGR-1622H-JGJ		2,750,000		3/4” FNPT				10 Pcs.

1. Based on 30 PSIG inlet pressure and 20% droop.

2. Indicates regulator vent over pressure taps.



MEGR-1122H-AAJ



MEGR-1222H-BGJ



MEGR-1222HT-BGF



MEGR-1252H-BGJ



MEGR-1622H-HGJ

MEC Second Stage Regulators

Item Number	Part Number	Type	Capacity in BTU/H LPG [1]	Inlet	Outlet	Outlet Adj. Range	Outlet Set Point	Case Qty.
152330	MEGR-1222-BAF	Compact	500,000	1/2" FNPT	1/2" FNPT	9.5" - 13" W.C.	11" W.C.	10 Pcs.
152335	MEGR-1622-BCF	Full Size	710,000			9" - 13" W.C.		10 Pcs.
152340	MEGR-1622-CFF		1,300,000		3/4" FNPT			10 Pcs.
152345	MEGR-1622-DFF			3/4" FNPT				10 Pcs.
152350	MEGR-1652-CFF [2]	Back Mount	1,000,000	1/2" FNPT				10 Pcs.
152355	MEGR-1652-DFF [2]			3/4" FNPT				10 Pcs.

1. *Based on 10 PSIG inlet pressure and 20% droop.*
2. *Indicates back mount configuration.*



MEGR-1622-CFF



MEGR-1652-CFF

MEC Sentinel™ Second Stage Dielectric Regulators

Item Number	Part Number	Type	Capacity in BTU/H LPG [1]	Inlet	Outlet	Outlet Adj. Range	Outlet Set Point	Case Qty.
152460	MEGR-1622D-CFF	Full Size	1,300,000	1/2" FNPT	3/4" FNPT	9" - 13" W.C.	11" W.C	10 Pcs.
152465	MEGR-1622D-DFF			3/4" FNPT				10 Pcs.
152473	MEGR-1652D-CFF [2]	Back Mount	1,000,000	1/2" FNPT				10 Pcs.
152470	MEGR-1652D-DFF [2]			3/4" FNPT				10 Pcs.

1. *Based on 10 PSIG inlet pressure and 20% droop.*
2. *Indicates back mount configuration.*



MEGR-1652D-DFF



MEGR-1652D-DFF

MEC Integral Two-Stage Regulators

Item Number	Part Number	Type	Capacity in BTU/H LPG [1]	Inlet	Outlet	Vent Port	Outlet Adj. Range	Outlet Set Point	Case Qty.
152360	MEGR-1232-BBF	Compact	450,000	1/4" FNPT	1/2" FNPT	3/8" FNPT	9.5" - 13" W.C.	11" W.C.	10 Pcs.
152365	MEGR-1232-BBFXA [2]								10 Pcs.
152370	MEGR-1232-HBF			F. POL					10 Pcs.
152375	MEGR-1232-HBFXA [2]								10 Pcs.
152380	MEGR-1632-BCF	Full Size	700,000	1/4" FNPT		3/4" FNPT	9" - 13" W.C.		10 Pcs.
152385	MEGR-1632-BCFXA [2]								10 Pcs.
152390	MEGR-1632-CFF		950,000		3/4" FNPT				10 Pcs.
152395	MEGR-1632-CFFXA [2]								10 Pcs.
152400	MEGR-1632-HCF		700,000	F. POL	1/2" FNPT				10 Pcs.
152405	MEGR-1632-HCFXA [2]								10 Pcs.
152410	MEGR-1632-JFF		900,000		3/4" FNPT				10 Pcs.
152415	MEGR-1632-JFFXA [2]								10 Pcs.

1. Based on 30 PSIG inlet pressure and 20% droop.

2. Indicates regulator vents opposite pressure tap ports.



MEGR-1232-BBF



MEGR-1632-JFF

MEC Second Stage 2 PSI Regulators

Item Number	Part Number	Type	Capacity in BTU/H LPG [1]	Inlet	Outlet	Vent Port	Outlet Adj. Range	Outlet Set Point	Case Qty.
152420	MEGR-1622E-BCH	Full Size	1,100,000	1/2" FNPT	1/2" FNPT	3/4" FNPT	1.0 - 2.2 PSI	2 PSI	10 Pcs.
152425	MEGR-1622E-DCH		1,400,000	3/4" FNPT	3/4" FNPT				10 Pcs.
152430	MEGR-1652E-DFH [2]	Back Mount	1,300,000						10 Pcs.

1. Based on 10 PSIG inlet pressure and 20% droop.

2. Indicates back mount configuration.



MEGR-1622E-DCH



MEGR-1652E-DFH

MEC Changeover & High Pressure Regulators

MEC Automatic Changeover Regulators

Item Number	Part Number	Type	Primary Cylinder Capacity in BTU/H LPG *	Auxilary Cylinder Capacity in BTU/H LPG *	Inlet	Outlet	Outlet Adj. Range	Outlet Set Point
152450	MEGR-175CS61222-BAF	Compact	400,000	340,000	1/4" IF (2)	1/2" FNPT	9.5"-13" WC	11" WC
152455	MEGR-175CS61622-BCF	Full Size	650,000	570,000			9-13" WC	

** Based on 30 PSIG inlet pressure and 20% droop.*



MEGR-175CS61222-BAF



MEGR-175CS61622-BCF

MEC 1/4" High Pressure Regulators

Item Number	Part Number	Type	Inlet & Outlet Connection	Outlet Pressure
151104	MEGR-6120-30	Adjustable	1/4" FNPT	1 - 30 PSI
151102	MEGR-6120-60			1 - 60 PSI
151100	MEGR-6120-100			1 - 100 PSI
151106	MEGR-6121-05	Non-Adjustable	1/4" FNPT	Fixed 5 PSI
151108	MEGR-6121-10			Fixed 10 PSI
151110	MEGR-6121-20			Fixed 20 PSI
151112	MEGR-6121-30			Fixed 30 PSI
151114	MEGR-6121-40			Fixed 40 PSI
151116	MEGR-6121-50			Fixed 50 PSI

Note: Side Outlet Connection Style (Plugged): 1/4" MNPT Pressure Gauge (MEJ500 Series) can be installed.

Capacities: BTU/H LPG (Vapor)

Outlet Set Point	Inlet Pressure	BTU / HR *
15 PSI	50 PSI	850,000
15 PSI	100 PSI	1,700,000
15 PSI	150 PSI	2,500,000
20 PSI	50 PSI	900,000
20 PSI	100 PSI	1,800,000
40 PSI	100 PSI	1,500,000
40 PSI	150 PSI	2,000,000
50 PSI	100 PSI	1,300,000
50 PSI	150 PSI	1,800,000
50 PSI	200 PSI	2,300,000

** Approximate BTU/H vapor capacities taking 10-20% droop into consideration.*



MEGR-6120-30



MEGR-6121-30

MEC High Pressure Regulators

Item Number	Part Number	Description	Outlet Pressure Setting	Outlet Adjustment Range	BTU/H * LPG @ 60 PSI Inlet	BTU/H * LPG @ 100 PSI Inlet
151174	MEGR-164/33	1/2" FNPT x 1/2" FNPT Adjustable High Pressure Regulator	10 PSIG	0 - 30 PSIG	6,098,000	6,800,000
151178	MEGR-164/35		20 PSIG		6,400,000	8,335,000
151182	MEGR-164/36		40 PSIG	0 - 60 PSIG	6,100,000	9,145,000
151170	MEGR-164/222		50 PSIG	0 - 125 PSIG	4,900,000	7,225,000
151168	MEGR-164SR/21	1/2" FNPT x 1/2" FNPT Adjustable High Pressure Regulator w/Internal Relief Valve	10 PSIG	0 - 15 PSIG	4,675,000	7,825,000
151194	MEGR-164SR/22		15 PSIG	0 - 30 PSIG	3,050,000	4,125,000
151196	MEGR-164SR/23		20 PSIG		3,405,000	4,755,000
151176	MEGR-164-6/33	3/4" FNPT x 3/4" FNPT Adjustable High Pressure Regulator	10 PSIG	0 - 30 PSIG	9,150,000	10,875,000
151180	MEGR-164-6/35		20 PSIG		10,105,000	12,400,000
151190	MEGR-164-6/36		40 PSIG	0 - 60 PSIG	9,960,000	13,415,000
151172	MEGR-164-6/222		50 PSIG	35 - 100 PSIG	4,575,000	11,890,000

** BTU/H Capacity @ 20% Droop.*
Recommended To Us With External Pressure Relief Device Such As MEGR-1290 Series.



MEGR-164/35



MEGR-11301F

MEC High Pressure Multi-Purpose Regulator

Item Number	Part Number	Inlet	Outlet	Outlet Pressure Range
151142	MEGR-11301F	1/4" FNPT (1 Port)	1/4" FNPT (3 Ports)	0 - 120 PSIG

MEC First Stage High Pressure Regulator

Item Number	Part Number	Description	Inlet/ Outlet	Orifice	Outlet Set Point	Outlet Range	BTU/H LPG @ 100 PSI Inlet	BTU/H LPG @ 20 PSI Inlet
151150	MEGR-1627/497	First Stage High Pressure Regulator	1" FNPT	1/2"	20 PSIG	15 - 40 PSIG	36,600,000	6,050,000
151152	MEGR-1627/576		2" FNPT	1/2"	10 PSIG	5 - 20 PSIG	45,000,000	6,003,000
151154	MEGR-1627/5810 *		3/4" FNPT	3/8"	10 PSIG	5 - 20 PSIG	11,700,000	4,700,000
151156	MEGR-1627/6210 *			1/2"	10 PSIG	5 - 20 PSIG	12,400,000	6,700,000
151158	MEGR-1627/7710		1" FNPT	1/2"	10 PSIG	5 - 20 PSIG	25,100,000	6,900,000
151162	MEGR-1627M/471	First Stage High Pressure w/ Monitor	1" FNPT	1/2"	10 PSIG	5 - 20 PSIG	25,100,000	6,900,000
151164	MEGR-1627R/113	First Stage High Pressure w/ Relief	3/4" FNPT	3/8"	10 PSIG	5 - 20 PSIG	9,800,000	4,200,000

** UL Listed / UL144.*

MEGR-1627 Series First Stage Regulator Options Chart

Base	Relief/Monitor		Body Options	Orifice	Adjustment Range	Spring
P/N	Code	Description	Description	Size	Description	Color
MEGR-1627	M	Monitor	3/4" FNPT	1/8"	5 - 20 PSI	Yellow
	R	Token Relief	1" FNPT	3/16"	15 - 40 PSI	Green
	-	Non-Relieving	2" FNPT	1/4"	10 - 95 PSI	Blue
				3/8"	70 - 150 PSI	Red
				1/2"		



MEGR-1627/497



MEGR-1630/78

MEC First Stage High Pressure Regulator

Item Number	Part Number	Description	Inlet/ Outlet	Orifice	Outlet Set Point	Outlet Range	SCFH/ HR LPG	BTU/H LPG @ 100 PSI Inlet	BTU/H LPG @ 20 PSI Inlet
151166	MEGR-1630-104/78	First Stage High Pressure Regulator	2" FNPT	1/2"	10 PSIG	8 - 20 PSIG	18,900	47,000,000	7,700,000

Note: Other Configurations & materials available upon request.

MEC Second-Stage Low Pressure Regulators

Item Number	Part Number	Inlet/Outlet Connection Style	Orifice	Outlet Pressure Range	Outlet Pressure Setting	Maximum Operating Inlet Pressure	BTU/H LPG @ 25 PSI Inlet	BTU/H LPG @ 10 PSI Inlet
152475	MEGR-1HSRL-BFC	3/4" FNPT	3/8"	6" - 14" W.C.	11" W.C.	40 PSIG	---	2,000,000
152050	MEGR-CS1200IR6EC1	3/4" FNPT	1/2"	6" - 14" W.C.	11" W.C.	25 PSIG	2,100,000	1,600,000
152052	MEGR-CS1200IR6EC3	1" FNPT					2,500,000	1,900,000
152054	MEGR-CS1200IR6EC6	1 1/4" FNPT					3,100,000	2,800,000
152060	MEGR-S1202G-BNC	1 1/2" FNPT	1"	9" - 18" W.C.	11" W.C.	25 PSIG	14,700,000	10,800,000
152062	MEGR-S1202G-CNC	2" FNPT					30,000,000	23,000,000
152064	MEGR-S1202H-CNK			1.5" - 3.25 PSI	2 PSI		22,200,000	10,300,000

W.C. = Water Column. *Note: Other configurations & materials available upon request.*



MEGR-1HSRL-BFC



MEGR-CS1200IR6EC3



MEGR-S1202G-CNC

MEGR-1HSRL Series House Service Regulator P/N Configurator Chart

Base	Pressure		Body Options		Adjustment Range	
P/N	Code	Description	Code	Size	Code	Description
MEGR-1HSRL	B	3/4" FNPT	C	1/8"	A	3.5" - 6.5" W.C.
	C	1" FNPT	D	3/16"	B	5" - 8.5" W.C.
	B/C	3/4" x 1" FNPT	E	1/4"	C	6" - 14" W.C.
			F	3/8"	D	12" - 33" W.C.
			G	1/2"	E	.5 - 2 PSI
					F	.5 - 3 PSI

MEGR-CS1200 Series Second Stage Commercial Regulator P/N Configurator Chart

Base	Relief/Monitor		Body Options		Orifice		Adjustment Range		Spring	
P/N	Code	Description	Code	Description	Code	Size	Code	Description	Code	Description
MEGR-CS1200	I	Internal	R	Internal	1	1/8"	A	3.5" - 6.5" W.C.	C1	3/4" FNPT
					2	3/16"	C	5" - 8.5" W.C.	C3	1" FNPT
					3	1/4"	E	6" - 14" W.C.	C6	1 1/4" FNPT
					7	5/16"	F	12" - 33" W.C.		
					5	3/8"	G	.5 - 2 PSI		
					6	1/2"	H	.5 - 3 PSI		
					8	5/8"	I	2 - 5 PSI		

MEGR-S1202 Series Second Stage Commercial Regulator P/N Configurator Chart

Base	Pressure		Body Options		Orifice		Adjustment Range		Spring
P/N	Code	Description	Code	Description	Code	Size	Code	Description	Color
MEGR-S1202	G	Low	B	1 1/2" FNPT	J	1/4"	A	3.5" - 6.5" W.C.	Red
	H	High	C	2" FNPT	K	3/8"	B	5" - 9" W.C.	Black
					L	1/2"	C	8.5" - 18" W.C.	White
					M	3/4"	D	14" - 30" W.C.	Green
					N	1"	J *	1 - 2 PSI	Blue
					O	1 3/16"	K *	1.5 - 3.25 PSI	Orange
							L *	2 - 5 PSI	Yellow
							M *	2 - 5.5 PSI	Green

** Note - Only Available In High Pressure Body Construction.*

MEC Backpressure Regulators / Relief Valves

MEC Liquid Backpressure Regulator/Relief Valves

Item Number	Part Number	Inlet/Outlet Size	Relief Pressure Setting	Outlet Range	Relief Capabilities GPM/LPG	
					10 PSI Over Set Point	50 PSI Over Set Point
151138	MEGR-198H/22	3/4" FNPT	100 PSIG	70 - 140 PSIG	49	93
151140	MEGR-198H/30	1" FNPT				



MEGR-198H-22



MEGR-1289H/2

MEC Vapor Backpressure Regulator/Relief Valves

Item Number	Part Number	Inlet/Outlet	Max. Inlet	Set Point	Set Point Range	SCFH / Propane
151120	MEGR-1289H/1	2" FNPT	25 PSIG	9" W.C.	7" - 18" W.C.	55,000
151122	MEGR-1289H/2			1 PSIG	.5 - 2.25 PSIG	
151124	MEGR-1289H/3			3 PSIG	1.75 - 7 PSIG	58,000
151128	MEGR-1289H/41	1" FNPT	100 PSIG	2 PSIG	1 - 4.5 PSIG	45,500
151130	MEGR-1289H/42			8 PSIG	4 - 15 PSIG	46,000
151132	MEGR-1289H/43			15 PSIG	10 - 20 PSIG	48,000
151136	MEGR-1289HH/1			50 PSIG	45 - 75 PSIG	50,000

Note: Other Configurations & materials available upon request.

MEGR-1289/1290 Series Commercial Regulator Relief Valve Options Chart

Base	Pressure		Body Options	Adjustment Range
P/N	Code	Description	Description	Description
MEGR-1289	H	High	1" FNPT	7" - 18" W.C. [1]
	L	Low	2" FNPT	10" - 14" W.C. [2]
				.5 - 2.5 PSI [1]
MEGR-1290	H	High	3/4" FNPT	1.75 - 7 PSI [1]
	L	Low		4 - 10 PSI [1]
				10 - 15 PSI [1]
				1 - 4.5 PSI [2]
				4 - 15 PSI [2]
				10 - 20 PSI [2]
				15 - 50 PSI [2]
				45 - 75 PSI [3]

1. *Note - Available in 2" Body Only.*
2. *Note - Available in 3/4" or 1" Body Only.*
3. *Note - Available in 3/4" or 1" HH Body Only.*

MEC Appliance Regulators, Vent Kits, & Vent

MEC Appliance Regulators

Item Number	Part Number	Inlet x Outlet Connection Style	Orifice Sizes	Outlet Pressure Setting	Outlet Pressure Ranges	Vent Orientation	BTU/H LPG @ 100 PSI Inlet
152000	MEGR-1912/101	1/4” x 3/8” FNPT	0.073”	11” W.C.	9.25” - 13” W.C.	Over Outlet	242,953
152002	MEGR-1912/104	1/4” x 1/4” FNPT					242,953
152016	MEGR-1912/109	1/4” x 3/8” FNPT		7” W.C.	5” - 10” W.C.		242,953
152004	MEGR-1912/197	1/4” x 3/8” FNPT	0.094”	20” W.C.	12” - 24” W.C.		313,488
152006	MEGR-1912H/108	1/4” x 3/8” FNPT		1.5 PSI	0.8 - 2.7 PSI		297,817
152008	MEGR-1912H/520	1/4” x 1/4” FNPT		3.5 PSI	2.7 - 5 PSI		-----

Note: Other Configurations & materials available upon request.



MEGR-1912



MEGR-100C

MEC Mounting Bracket

Item Number	Part Number	Style	Fits These Regulators
122603	MEGR-100C	H Style	Full Size & Compact MEC *Excela-Flo*™ Domestic Regulators



ME960-120

MEC Flex Vent Regulator Vent Kit

Item Number	Part Number	Style
150656	ME960-24	Fixed Ends - 3/4” FNPT x 2 Ft.
150650	ME960-48	Fixed Ends - 3/4” FNPT x 4 Ft.
150651	ME960-72	Fixed Ends - 3/4” FNPT x 6 Ft.
150652	ME960-120	Fixed Ends - Universal Outlet x 10 Ft.

MEC Vent Assembly

Item Number	Part Number	Style	Size
150667	ME900-6	90° Angle	3/4” FNPT



ME900-6

MEC R.V. Low Pressure Regulators & Accessories

R.V. Low Pressure Two Stage Automatic Changeover Regulators

Item Number	Part Number	Inlet Connection	Outlet Connection	Primary Cylinder BTU/Hr. *	Reserve Cylinder BTU/Hr. *
405010	MEGR-253	1/4" Inverted Flare (2)	3/8" FNPT	225,000	150,000
405015	MEGR-253H			350,000	200,000

** BTU/H Capacity @ 20% Droop.*
Note: MEGR-253 & MEGR-253H Setpoint: 100 PSIG Inlet @ 11" W.C. Outlet Flowing @ 30 SCFH Air.


MEGR-253


MEGR-253H


MEGR-291

R.V. Low Pressure Two Stage Regulators

Item Number	Part Number	Inlet Connection	Outlet Connection	BTU/H LPG @ 30 PSI Inlet *	Vent Orientation
405034	MEGR-291	1/4" FNPT	3/8" FNPT	175,000	Above Outlet
405037	MEGR-298				90° Side

** BTU/H Capacity @ 20% Droop.*
Note: MEGR-291 Setpoint: 100 PSIG Inlet @ 11" W.C. Outlet Flowing @ 30 SCFH Air.

Accessories

Item Number	Part Number	Part Description
405035	MEGR-862	Second Stage Cover
152102	MEGR-900	Z-Mounting Bracket
151215	MEGR-RVB	L-Mounting Bracket


MEGR-862


MEGR-900


MEGR-RVB

MEC Compact High Pressure Regulators

Item Number	Part Number	Inlet Connection	Outlet Connection	Outlet Pressure
404999	MEGR-130-05	1/4" FNPT	1/4" FNPT	Fixed 5 PSI
352084	MEGR-130-10			Fixed 10 PSI
Special Order	MEGR-130-20			Fixed 20 PSI
352086	MEGR-130-30			Fixed 30 PSI
352087	MEGR-130-50			Fixed 50 PSI
Special Order	MEGR-350			0 - 10 PSI
405028	MEGR-350-20			0 - 20 PSI
152101	MEGR-350-30			0 - 30 PSI



MEGR-130-5



MEGR-350-20

MEC Low Pressure Single Stage Regulators

Item Number	Part Number	Inlet Connection	Outlet Connection	Capacity BTU/H	Outlet Pressure	Vent Orientation
405017	MEGR-230	1/4" FNPT	3/8" FNPT	140,000 *	11" W.C.	Over Outlet
405021	MEGR-230-90	1/4" FNPT				90° Side

** Based on 25 PSI inlet @ 20 % Droop.*



MEGR-230



MEGR-230-90

Pressure Gauges

1/4" MNPT Mounting Stem	Squibb Taylor		Fisher			Dial Size	Fill Type
	Item Number	Part Number	Item Number	Part Number	Range PSIG		
Bottom	121201	ST-J500	121190	J500	0 - 15	2"	Dry
	121202	ST-J501	121195	J501	0 - 30		
	121203	ST-J502	121200	J502	0 - 60		
	121204	ST-J503	-----	-----	0 - 100		
	121206	ST-J504	121210	J504	0 - 160		
	121207	ST-J505	-----	-----	0 - 200		
	121208	ST-J506	121220	J506	0 - 300		
Back	121211	ST-J510	121196	J510	0 - 15		
	121212	ST-J511	121197	J511	0 - 30		
	121213	ST-J512	121198	J512	0 - 60		
	121214	ST-J513	121199	J513	0 - 100		
	121216	ST-J514	121193	J514	0 - 160		
	121218	ST-J516	121222	J516	0 - 300		
Back	290651	9767240	-----	-----	0 - 300	2 1/2"	Glycerin
	290653	ST-J524 [1]			0 - 400		
	290662	MEJ526 [2]			0 - 400		
Bottom	290655	MEJ603LP-01 [1]			0 - 15		
	290654	MEJ603HP-01 [1]			0 - 300		
	290657	ST-J542 [2]			0 - 400		
	290664	MEJ552 [1]			0 - 400		
	290667	MEJ580 [3]			0 - 300	4"	Dry
	121153	MEJ2.5GB	Gauge Boot for 2 1/2" Dial Bottom Mount Pressure Gauge				

1. Brass Pipe Thread & Stainless Steel Bezel. *2. Stainless Steel Gauge.* *3. Plated Steel Gauge.*



ST-J500



ST-J510



ST-J524



Gauge Sold Separately.
MEJ2.5GB

Gauge Snubber

Item Number	Part Number	Type	Inlet	Outlet
141031	ST-1449	Stainless Steel w/ 54 Drill	1/4" MNPT	1/4" FNPT


ST-1449

MEC Copper Pigtails

Inlet	Outlet	Length	1/4" Tubing Size		3/8" Tubing Size	
			Item Number	Part Number	Item Number	Part Number
Economy Male POL 7/8" Hex	Economy Male POL 7/8" Hex	6"	121403	ME1664-06	121450	ME1680-06
		12"	121425	ME1664-12	121445	ME1680-12
		20"	121415	ME1664-20	121435	ME1680-20
		30"	121420	ME1664-30	121440	ME1680-30
		36"	121430	ME1664-36	121446	ME1680-36
		48"	-----	-----	121448	ME1680-48
	1/4" Inverted Flare	12"	121449	ME1665-12	------	-----
		15"	121451	ME1665-15	------	-----
		20"	121455	ME1665-20	------	-----
		30"	121456	ME1665-30	------	-----
		36"	121460	ME1665-36	------	-----
	1/4" MNPT	6"	121400	ME1669-06	121447	ME1689-06
		12"	121396	ME1669-12	121380	ME1689-12
		18"	121393	ME1669-18	-----	-----
		20"	121395	ME1669-20	121384	ME1689-20
		30"	-----	-----	121381	ME1689-30
		36"	121391	ME1669-36	121382	ME1689-36
		48"	121432	ME1669-48	121383	ME1689-48
	1/2" MNPT	8"	-----	-----	121410	ME1684-08
Standard Male POL 7/8" Hex	Standard Male POL 7/8" Hex	20"	121320	ME1662-20	121340	ME1680L-20
		30"	121325	ME1662-30	121343	ME1680L-30
		36"	121330	ME1662-36	-----	-----
		48"	121335	ME1662-48	-----	-----
	1/4" Inverted Flare	20"	121355	ME1663-20	-----	-----
		30"	121360	ME1663-30	-----	-----
		36"	121365	ME1663-36	-----	-----
	1/4" MNPT	6"	121269	ME1679-06	-----	-----
		20"	121375	ME1679-20	-----	-----
		30"	121378	ME1679-30	------	-----
		36"	121376	ME1679-36	-----	-----
		40"	121377	ME1679-40	------	-----
	1/2" MNPT	12"	-----	-----	121390	ME1684L-12
Heavy Duty Male POL 1 1/8" Hex	Heavy Duty Male POL 1 1/8" Hex	20"	121300	ME1660-20	-----	-----
		30"	121305	ME1660-30	-----	-----
		36"	121310	ME1660-36	-----	-----
		48"	121315	ME1660-48	-----	-----
	1/4" Inverted Flare	20"	121345	ME1661-20	-----	-----
		30"	121350	ME1661-30	-----	-----



3/8" Tubing



1/4" Tubing



Economy POL



Standard POL



Heavy Duty POL



1/4" Inverted Flare



1/4" MNPT



1/2" MNPT



3/8" Tubing POL x POL



3/8" Tubing POL x 1/2" MNPT

MEC Copper & Rubber Pigtails

MEC Bent Copper Pigtails

Item Number	Part Number	Inlet	Outlet	Length	Degrees of Bend	Tubing Size
403239	ME1680-12B270R	Economy Male POL 7/8” Hex	Economy Male POL 7/8” Hex	12”	270° Right	3/8”
121401	ME1669-6B90		1/4” MNPT	6”	90°	1/4”



ME1680-12B270R



ME1689-6B90

MEC Rubber Pigtails

Connection	Tank Connection	Length	Item Number	Part Number	Length	Item Number	Part Number
1/4” Male Inverted Flare	POL	12”	405141	MER403-12	36”	405148	MER403-36
		15”	405140	MER403-15	48”	405150	MER403-48
		18”	405143	MER403-18	60”	405152	MER403-60
		20”	405142	MER403-20	72”	405153	MER403-72
		24”	405144	MER403-24	120”	405151	MER403-120
		30”	405146	MER403-30	-----	-----	-----
1/4” Male Inverted Flare	Female QCC	12”	405161	MER425-12	30”	405166	MER425-30
		15”	405162	MER425-15	36”	405167	MER425-36
		18”	405163	MER425-18	48”	405169	MER425-48
		20”	405164	MER425-20	52”	405170	MER425-52
		24”	405165	MER425-24	60”	405171	MER425-60
1/4” MNPT	Female QCC	12”	405179	MER426-12	20”	405173	MER426-20
		15”	405172	MER426-15	60”	405174	MER426-60

Note: The POL has a 7/8” Nut.



1/4” Male Inverted Flare



1/4” MNPT



POL



Female QCC

POL Two-Piece Adaptors

Item Number	Part Number	Handwheel	Soft Nose	Excess Flow / Orifice	Outlet Connection
121856	ME318	-----	-----	-----	1/4" MNPT
405063	ME1629	-----	Yes	-----	
405075`	ME1654	Plastic	Yes	-----	
405072	ME1654AR	Brass	Yes	-----	
121859	ME1690-EX18	-----	----	1.8 GPM	
405079	ME1690	-----	-----	.9 GPM	
405074	ME1653	Plastic	Yes		
405073	ME1653AR	Brass	Yes		
405081	ME1638	----	Yes	#60 Orifice	
121867	ME322	-----	-----	-----	1/4" MNPT - 3 1/2" OAL
121880	ME345	----	-----	-----	1/4" MNPT 90° Angle
121910	ME5930	----	----	----	1/4" Hose Barb
405076	ME1656	Plastic	Yes	-----	
405083	ME1656AR	Brass	Yes	-----	
405071	ME1655-78N	-----	Yes	.9 GPM	
405082	ME1650	-----	-----	-----	9/16"-18 Female Left Hand
405084	568-110-01	Soft Nose POL Replacement O-Ring			


ME318


ME1654


ME1654AR


ME1690


ME1650


ME1638


ME345


568-110-01

Type I QCC Connectors

Item Number	Part Number	Inlet Connection	Outlet Connection	Flow	Color
405087	ME517	Female QCC	1/4" MNPT	50 SCFH Air / 100,000 BTUH	Black
150608	ME518			100 SCFH Air / 200,000 BTUH	Green
150603	ME519			200 SCFH Air / 400,000 BTUH	Red
Type I QCC Evacuation Fitting					
405088	ME517EV	Female QCC	Pipe	Full Flow	Black


ME517


ME518


ME519


ME517EV

MEC POL Adaptors, Plugs, Cap & Tool

POL Single-Piece Adaptors

Item Number	Part Number	POL Connection	Other Connection
121825	ME284	Female POL	1/4” MNPT
121830	ME285		3/8” MNPT
121835	ME286		1/2” MNPT
121840	ME287		3/4” MNPT
121845	ME301		1/4” FNPT
121846	ME302		3/8” FNPT
121850	ME303		1/2” FNPT
121849	ME304		3/4” FNPT
121851	ME305		Female POL
121895	ME353	Male POL	3/8” M Flare
121897	ME353EX18 *		
121900	ME355		1/2” M Flare
121917	ME355EX18 *		
121901	ME356		5/8” M Flare
121894	ME352		3/8” MNPT
121887	ME354EX18 *		1/2” MNPT
121892	ME351		1/4” FNPT
121905	ME357		1/2” FNPT

** 1.8 GPM Excess Flow.*



ME284



ME353



ME357

POL Plugs & Cap

Item Number	Part Number	Part Description	Material
405080	ME1691	POL Plug	Brass
121945	ME1691-1	POL Plug with Chain	
403514	95WC-POLU	POL Plug & Strap	Plastic
121950	ME1699	POL Cap	Brass



ME1691-1



ME1699



ME1691



95WC-POLU

POL Tool

Item Number	Part Number	Part Description
150635	MEP100	POL Thread Clean Out Tool



MEP100

Tee Blocks				
Item Number	**Part Number**	**Style of Manifold**	**Pigtail or Piping Connection**	**Regulator Connection**
122930	ME1701B	Tee Block	Female POL	Male POL
122935	ME1704B			Female POL
405092	ME1700B		1/4” Inverted Flare	1/4” MNPT
405094	ME-T9-444		1/4” FNPT	



ME1704B



ME-T9-444



ME1701B

Tee Checks				
Item Number	**Part Number**	**Style of Manifold**	**Pigtail or Piping Connection**	**Regulator Connection**
122940	ME1702A	Tee Check	Female POL	Male POL
122945	ME1705A			1/4” MNPT
122950	ME1700A		1/4” Inverted Flare	
122970	MEP456A [1]			
150148	66-1313 [2]		3/8” Male Flare	3/8” Male Flare

1. Manual Change Over.

2. Has an Internal Hydrostatic Relief.



ME1705A



ME1700A



66-1313



MEP456A



ME1702A

Pressure Tap Valves

Item Number	Part Number	Connection	Connection	Notes
400330	ME-VB1	1/8” MNPT	1/4” Flare	Type B Tap Valve
150810	MEJ608B-2	1/8” MNPT	5/16”-32 Male	With Everseal
150811	ME10BTK-1-01	1/8” FNPT	5/16”-32 Female	90° Fitting



ME-VB1



MEJ608B-2



ME10BTK-1-01

Pressure Tap Adaptors

Item Number	Part Number	Part Description
121230	MEJ595	1/2” MNPT x 1/2” FNPT Adaptor w/1/4” FNPT Side Port
121801	ME295-1	Male POL x Female POL w/1/8” FNPT Side Port W/#54 Orifice
400327	ME-AD-BA	Adaptor - Connects Type B Hose Swivel Connector to Type A Pressure Tap Valve



MEJ595



ME295-1



ME-AD-BA

Test Hose

Item Number	Part Number	Connection	Connection	Approx. Length
405215	MER432-6	1/8” MNPT	1/4” FNPT	6”



MEB432-6

Single Point Gauge Assemblies

Item Number	Part Number	Description	Pressure Setting
400349	ME-TGA	Type A (Schrader)	30 PSIG
400343	ME-TGB	Type B (1/4” Flare)	30 PSIG



ME-TGB



ME-HSB

Swivel Connectors

Item Number	Part Number	Description
400323	ME-HSA	Hose End Swivel Connector x Type A Pressure Tap Valve
400341	ME-HSB	Hose End Swivel Connector x Type B Pressure Tap Valve
400317	ME-HRS	Gasket for ME-HSA & ME-HSB - Pkg. of 25 Pcs.

Low Pressure Test Blocks

Item Number	Part Number	Inlet	PSIG
403212	MEJ610/15	3/4” FNPT	0 - 15
403214	MEJ610/30		0 - 30
403216	MEJ610/60		0 - 60
403218	MEJ610/100		0 - 100



MEJ610/15

Low Pressure Test Adaptors

Item Number	Part Number	Female Flare	Male Flare	Hose Barb
403242	ME1328	3/8”	3/8”	1/2”
403243	ME1331	1/2”	1/2”	
403244	ME1332	5/8”	5/8”	



ME1331

Low Pressure Test Gauge Assemblies

Item Number	Part Number	Part Description	Inlet Connection	Range
123400	50-2 Fisher	Test Gauge	1/4” MNPT	0 - 35” W.C.
123407	ST 50-2			
123405	50P-2 Fisher	Test Gauge with Case & Hose	Female Hose	
123410	50P-5 Fisher	Test Gauge with Hose		
150951	ME60P-2	Adjustable Test Gauge with Case, Hose, & Screwdriver		



50-2



50P-2



ME60P-2

Serviceman’s Friend

Item Number	Part Number	Inlet Connection	Outlet Connection
222141	TL-051	5/16”-32 Male 1/8” MNPT 1/2” MNPT	Standard Test Hose Fitting & 1/8” MNPT



TL-051

Test Gauges w/Quick Disconnect Nipple

Item Number	Part Number	Inlet Connection	Range
400345	ME-GA5N	Male Quick Disconnect Nipple	0 - 5 PSI
400344	ME-GA30N		0 - 30 PSI
400347	ME-GA300N		0 - 300 PSI
400346	ME-GA35WCN		0 - 35” W.C.


ME-GA5N


ME-GA30N


ME-GA300N


ME-GA35WCN

Multi Point & Universal Test Kits

		Parts Included In The Kit			
Item Number	Part Number	Case	Hose Assembly	1/8” Tap Valves	1/4” Tap Valves
400348	ME-KVA	With Tool Tray	30 PSI Gauge & Built In Regulator w/Type A Tap	12 - ME-VA1	6 - ME-VA2
400352	ME-KVB		30 PSI Gauge & Built In Regulator w/Type B Tap	12 - ME-VB1	6 - ME-VB2
400312	ME-SKVA		35” W.C. Gauge & Built In Regulator w/Type A Tap	12 - ME-VA1	6 - ME-VA2


ME-SKVA


ME-KVB

Dwyer Manometers

Item Number	Part Number	Part Description
403329	1212	Slack Tube Manometer with Case
121260	2030	0 - 30” W.C. Magnehelic Pressure Gauge with 4” Dial
121261	A-432	Case for 2030 Gauge


1212



2030


A-432

High Pressure Test Blocks

Item Number	Part Number	Inlet Connection	Outlet Connection	PSIG	Factory Installed Vent Valve
400342	ME-TBB *	Male POL	Female POL	-----	No
121235	MEJ600			0 - 300	
150499	MEJ601				Yes

** With VB1 Installed.*



ME-TBB



MEJ600



MEJ601

High Pressure Test Kit

		Parts Included In The Kit				
Item Number	Part Number	Case	Gauges	Test Block	Tap Valves	Hose Assembly
400351	ME-QTG127A	Yes	1 - 30 PSI & 1 - 300 PSI	1 - TBA	6 - ME-VA1	1 - QHA
400340	ME-QTG128B	Yes	1 - 30 PSI & 1 - 300 PSI	1 - TBB	6 - ME-VB1	1 - QHB
400324	ME-QTG16A	Yes	1 - 30 PSI & 1 - 35” W.C.	1 - TBA	6 - ME-VA1	1 - QHA
400328	ME-QTG16B	Yes	1 - 30 PSI & 1 - 35” W.C.	1 - TBB	6 - ME-VB1	1 - QHB
400339	ME-SQTG4A	With Tool Tray	1 - 5 PSI, 1 - 30 PSI, 1 - 300 PSI, & 1 - 35” W.C.	1 - TBA	6 - ME-VA1	1 - QHA
400335	ME-SQTG4B	With Tool Tray	1 - 5 PSI, 1 - 30 PSI, 1 - 300 PSI, & 1 - 35” W.C.	1 - TBB	6 - ME-VB1	1 - QHB

Note: Valve Type A - Schrader Valve Type B - 1/4” Flare



ME-QTG128B



ME-SQTG4B

Section D Index

• Black Pipe – Schedule 40	
• Bell Reducers	99
• Fittings	99
• Hex Bushings	99
• Nipple Kits	98
• Square Head Plugs	99
• Unions	99
• Welded Nipples	98
• Brass Ball Valve 600 PSIG	104
• Brass Fittings	
• Female Elbows	96
• Female Half Unions	95
• Flare Bonnets	97
• Flare Caps	94
• Flare Crosses	96
• Flare Elbows	96
• Flare Plugs	97
• Flare Tees	94
• Flare Union	95
• Forged Flare Nuts	94

• Brass Fittings Continued	
• Hex Pipe Nipples	97
• Male Elbows	96
• Male Half Unions	95
• Pipe Tees	97
• Reducing Flare Nuts	94
• Reducing Flare Tees	94
• Reducing Flare Union	95
• Short Flare Nuts	94
• Swivel Connectors	97
• Dormont Connectors	102-103
• Range Connector Fittings	103
• Schedule 80	
• Extra Heavy Swage Nipples	100
• Extra Heavy Welded Nipples	100
• Forged Steel Fittings	101
• Forged Steel Hex Bushings	101
• Forged Steel Hex Head Plugs	101
• Forged Steel Reducing Couplings	102
• Forged Steel Unions	101

41FS Short Flare Nuts (N1)

Item Number	Flare Size
220002	3/16”
220003	1/4”
220005	5/16”
220010	3/8”
220014	1/2”
220018	5/8”
220019	3/4”
220020	7/8”
220350	9/16-24” *



41FS

41FFS Forged Flare Nuts (NS4)

Item Number	Flare Size
221047	1/4”
221049	3/8”
221051	1/2”
221052	5/8”
221053	3/4”
221054	7/8”



41FFS

41FC Flare Caps (N5)

Item Number	Flare Size
220026	1/4”
220027	5/16”
220028	3/8”
220032	1/2”
220036	5/8”
220038	3/4”
220354	9/16-24” *



41FC

NSR4 Reducing Flare Nuts

Item Number	Flare Size	Tube Size
220021	3/8”	1/4”
220022	1/2”	3/8”
220023	5/8”	1/2”



NSR4

44F Flare Tees (T2)

Item Number	Flare Size
221104	1/4”
221105	5/16”
221106	3/8”
221107	1/2”
221108	5/8”
220351	9/16-24” *



44F

44FFR Reducing Flare Tees (TR2)

Item Number	Flare Size	Branch Flare Size
221113	3/8”	1/4”
221114		1/2”
221115		5/8”
221117	1/2”	3/8”
221118		5/8”
221119	5/8”	3/8”
221120		1/2”



44FFR

45FF Reducing Flare Tees (T1)

Item Number	Flare Size	Branch Size
220240	3/8”	1/4” MNPT
220244		3/8” MNPT
220248		1/2” MNPT
220252	1/2”	3/8” MNPT
220256		1/2” MNPT
220260	5/8”	1/2” MNPT
220264		3/4” MNPT



45FF

** No. 29 Peanut or Fine Thread.*

48F Male Half Unions (U1)

Item Number	Flare Size	MNPT Size
220051	1/4”	1/8”
220052		1/4”
220040		3/8”
220041		1/2”
220042	5/16”	1/8”
220043		1/4”
220045	3/8”	1/8”
220046		1/4”
220048		3/8”
220054		1/2”
220058		3/4”
220055	1/2”	1/4”
220062		3/8”
220066		1/2”
220070		3/4”
220071	5/8”	1/4”
220072		3/8”
220074		1/2”
220078		3/4”
220075	3/4”	1/2”
220076		3/4”
220079	7/8”	3/4”
220362	9/16”-24 *	3/8”
220366		1/2”



48F



46F



42FR



42F

46F Female Half Unions (U3)

Item Number	Flare Size	FNPT Size
220102	1/4”	1/8”
220103		1/4”
220104		3/8”
220108	5/16”	1/4”
220111	3/8”	1/8”
220106		1/4”
220110		3/8”
220114		1/2”
220118		3/4”
220120	1/2”	1/4”
220122		3/8”
220126		1/2”
220130		3/4”
220131	5/8”	3/8”
220134		1/2”
220138		3/4”
220132	3/4”	1/2”
220133		3/4”
220171	7/8”	3/4”
220370	9/16”-24 *	3/8”
220374		1/2”
220372		3/4”

42FR Reducing Flare Union (UR2)

Item Number	Flare Size	Red. Flare Size
221085	3/8”	1/4”
221086		5/16”
221087	1/2”	1/4”
221088		3/8”
221089	5/8”	3/8”
221090		1/2”
221093	3/4”	5/8”

42F Flare Union (U2)

Item Number	Flare Size
220086	1/4”
220087	5/16”
220088	3/8”
220092	1/2”
220096	5/8”
220097	3/4”
220098	7/8”
220358	9/16” x 24 *

** No. 29 Peanut or Fine Thread.*

49F Male Elbows (E1)

Item Number	Flare Size	MNPT Size
220147	1/4”	1/8”
220148		1/4”
220149		3/8”
220151		1/2”
220152	5/16”	1/8”
220153		1/4”
220155		3/8”
220141	3/8”	1/8”
220142		1/4”
220146		3/8”
220150		1/2”
220154		3/4”
220157	1/2”	1/4”
220158		3/8”
220162		1/2”
220140		3/4”
220163	5/8”	3/8”
220164		1/2”
220170		3/4”
220173	3/4”	1/2”
220172		3/4”
220174	7/8”	3/4”
220367	9/16” x 24 *	3/8”
220368		1/2”



49F



50F



55F

50F Female Elbows (E3)

Item Number	Flare Size	FNPT Size
220191	1/4”	1/8”
220192		1/4”
220193		3/8”
220194	5/16”	1/8”
220195		1/4”
220197	3/8”	1/8”
220198		1/4”
220202		3/8”
220206		1/2”
220210		3/4”
220196	1/2”	1/4”
220214		3/8”
220218		1/2”
220222		3/4”
220224	5/8”	3/8”
220226		1/2”
220230		3/4”
220220	3/4”	1/2”
220228		3/4”
220352	9/16” x 24 *	3/8”
220353		1/2”

55F Flare Elbows (E2)

Item Number	Flare Size
220189	5/16”
220180	3/8”
220184	1/2”
220188	5/8”
220186	3/4”



52FF

52FF Flare Crosses (C1)

Item Number	Flare Size
221138	1/4”
221139	5/16”
221140	3/8”
221141	1/2”
221142	5/8”

** No. 29 Peanut or Fine Thread.*

Pipe Tees		
Item Number	Part Number	FNPT Size
750216	101A-A	1/8”
750220	101A-B	1/4”
750224	101A-C	3/8”
750228	101A-D	1/2”



101A-C

Hex Pipe Nipples (116)		
Item Number	MNPT Size	MNPT Size
220945	1/8”	1/8”
220946	1/4”	1/4”
220952	3/8”	3/8”
220947	3/8”	1/2”
220953	1/2”	1/2”



220953

PF Flare Plugs (P2)	
Item Number	Flare Size
220281	1/4”
220282	5/16”
220283	3/8”
220284	1/2”
220285	5/8”



PF

Swivel Connectors (US4)	
Item Number	Flare Size
221072	1/4”
221078	3/8”
221079	1/2”
221080	5/8”



US4

FB Flare Bonnets (B1)	
Item Number	Flare Size
221161	1/4”
221162	5/16”
221163	3/8”
221164	1/2”
221165	5/8”



FB

Black Welded Nipples

Nipple Length	Pipe Size, MNPT							
	1/4”	3/8”	1/2”	3/4”	1”	1 1/4”	1 1/2”	2”
Close*	211001	211070	211104	211138	211172	211206	211238	211043
1 1/2”	211002	211007	211106	211140	-----	-----	-----	-----
2”	211003	211008	211108	211142	211176	211208	211240	-----
3”	211004	211009	211112	211146	211180	211212	211244	211274
4”	211005	211082	211116	211150	211184	211216	211248	211278
5”	211101	211086	211120	211154	211188	211220	211252	211282
6”	211006	211011	211124	211158	211192	211224	211256	211286
7”	-----	-----	211018	211159	211193	-----	-----	-----
8”	211102	211012	211019	211026	211034	211037	211258	211041
9”	-----	-----	211020	211027	211194	-----	-----	-----
10”	211103	211107	211125	211028	211035	211038	211260	211287
11”	-----	-----	211127	-----	-----	-----	-----	-----
12”	211105	211013	211136	211029	211036	211039	211262	211042

** Minimum length of nipple. Lengths as follows:*

Pipe Size	1/4”	3/8”	1/2”	3/4”	1”	1 1/4”	1 1/2”	2”
Length	7/8”	1”	1 1/8”	1 3/8”	1 1/2”	1 5/8”	1 3/4”	2”



211180

Black Nipple Kits

Item Number	Part Number	Part Description
680056	1/2 Std Blk Assorted Nipples	Kit Contains 6 pcs. of the following sizes: Close, 1 1/2”, 2”, 2 1/2”, 3”, 3 1/2”, 4”, 4 1/2”, 5”, 5 1/2” & 6”
680057	3/4 Std Blk Assorted Nipples	



680056

Schedule 40 Fittings

Black Fittings

Pipe Size, FNPT	Type Of Fitting					
	90° Elbow	45° Elbow	Tees	90° Street Elbows	Couplings	Caps
1/4”	680001	680070	680705	680008	680019	680014
3/8”	680002	680072	680012	680009	680020	680015
1/2”	680115	680005	680715	680415	680021	681115
3/4”	680120	680006	680720	680121	680022	680016
1”	680074	680007	680725	680010	680023	680017
1 1/4”	680003	680076	680730	680011	680024	680018
1 1/2”	680135	680078	680735	680435	680025	750456
2”	680004	680080	680013	680082	680026	750460


90°


Tee


90° Street Elbow


Coupling


Cap


Bell Reducer


Square Head Plug


Union


Hex Bushing

Black Bell Reducers

Item Number	Pipe Size MNPT	Item Number	Pipe Size MNPT
680061	1/2” x 1/4”	680065	1” x 3/4”
680062	1/2” x 3/8”	680066	1 1/4” x 3/4”
680060	3/4” x 1/2”	680067	1 1/4” x 1”
680064	1” x 1/2”	680068	1 1/2” x 1 1/4”

Square Head Plugs

Pipe Size	1/8”	1/4”	3/8”	1/2”	3/4”	1”	1 1/4”	1 1/2”	2”
Item Number	680027	680028	680029	681515	681520	680030	680031	680032	680033

Black Unions

Pipe Size	1/4”	3/8”	1/2”	3/4”	1”	1 1/4”	1 1/2”	2”
Item Number	600526	680052	681605	680047	680048	680049	680050	680051

Black Hex Bushings

Size FNPT	Size - MNPT										
	1/4”	3/8”	1/2”	3/4”	1”	1 1/4”	1 1/2”	2”	2 1/2”	3”	4”
1/8”	680084	680086	680088	680090	-----	-----	-----	-----	-----	-----	-----
1/4”	-----	680034	680035	681412	680053	680092	-----	-----	-----	-----	-----
3/8”	-----	-----	680036	680037	680054	680094	680098	-----	-----	-----	-----
1/2”	-----	-----	-----	681416	680038	680096	680099	690000	-----	-----	-----
3/4”	-----	-----	-----	-----	680039	680040	680043	690002	-----	-----	-----
1”	-----	-----	-----	-----	-----	680041	680044	690004	-----	-----	-----
1 1/4”	-----	-----	-----	-----	-----	-----	680042	680045	-----	-----	-----
1 1/2”	-----	-----	-----	-----	-----	-----	-----	680046	-----	-----	-----
2”	-----	-----	-----	-----	-----	-----	-----	-----	-----	680058	-----

Any Item not listed can be special ordered.

Black Extra Heavy Welded Nipples

Nipple Length	Pipe Size, MNPT										
	1/8"	1/4"	3/8"	1/2"	3/4"	1"	1 1/4"	1 1/2"	2"	2 1/2"	3"
Close*	210650	210673	210695	210718	210741	210764	210787	210810	210833	210856	210877
1 1/2"	210651	210672	210693	210717	210740	-----	-----	-----	-----	-----	-----
2"	210649	210674	210696	210719	210742	210765	210788	210811	-----	-----	-----
3"	210653	210676	210698	210721	210744	210767	210790	210813	210836	210857	-----
4"	210655	210678	210700	210723	210746	210769	210792	210815	210838	210859	210879
5"	210657	210680	210702	210725	210748	210771	210794	210817	210840	210861	210881
6"	210659	210682	210704	210727	210750	210773	210796	210819	210842	210863	210883
7"	210660	210684	210705	210728	210752	210775	210798	210821	210844	210864	210885
8"	210661	210686	210706	210729	210754	210777	210800	210823	210846	210865	210887
9"	210662	210688	210707	210730	210755	210778	210802	210825	210848	210866	210888
10"	210663	210690	210708	210735	210756	210781	210804	210850	210827	210867	210891
11"	210664	210692	210709	210736	210757	210782	210806	210829	210852	210868	210893
12"	210671	210694	210710	210739	210762	210783	210808	210830	210854	210869	210895

** Minimum length of nipple. Lengths as follows:*

Pipe Size	1/8"	1/4"	3/8"	1/2"	3/4"	1"	1 1/4"	1 1/2"	2"	2 1/2"	3"
Length	3/4"	7/8"	1"	1 1/8"	1 3/8"	1 1/2"	1 5/8"	1 3/4"	2"	2 1/2"	2 5/8"

Concentric Extra Heavy Swage Nipples

Item Number	Pipe Size MNPT	Item Number	Pipe Size MNPT
214295	3/4" x 1/2"	214420	2" x 1 1/4"
214315	1" x 1/2"	214425	2" x 1 1/2"
214320	1" x 3/4"	214450	2 1/2" x 3/4"
214340	1 1/4" x 1/2"	214455	2 1/2" x 1"
214345	1 1/4" x 3/4"	214460	2 1/2" x 1 1/4"
214350	1 1/4" x 1"	214465	2 1/2" x 1 1/2"
214370	1 1/2" x 1/2"	214470	2 1/2" x 2"
214380	1 1/2" x 1"	214500	3" x 1"
214385	1 1/2" x 1 1/4"	214505	3" x 1 1/4"
214395	2" x 1/4"	214510	3" x 1 1/2"
214400	2" x 3/8"	214515	3" x 2"
214405	2" x 1/2"	214520	3" x 2 1/2"
214410	2" x 3/4"	214565	4" x 2"
214415	2" x 1"	214575	4" x 3"



210878



214420


90°


45°


Tee


Coupling


90° Street


Cap


Hex Plug


Hex Bushing

Forged Steel Fittings

2000 Lbs., A105, ANSI B16.11					3000 Lbs., A105, ANSI B16.11			
Pipe Size, FNPT	Type Of Fitting							
	90° Elbow	45° Elbow	Tees	Crosses	90° Street Elbows	Couplings	Half Couplings	Caps
1/4”	610005	610105	610205	610305	611305	600105	600205	600805
3/8”	610010	610110	610210	610310	611310	600110	600210	600810
1/2”	610015	610115	610215	610315	611315	600115	600215	600815
3/4”	610020	610120	610220	610320	611320	600120	600220	600820
1”	610025	610125	610225	610325	611325	600125	600225	600825
1 1/4”	610030	610130	610230	610330	611330	600130	600230	600830
1 1/2”	610035	610135	610235	610335	611335	600135	600235	600835
2”	610040	610140	610240	610340	611340	600140	600240	600840
2 1/2”	610045	610145	610245	610345	-----	600145	600245	600845
3”	610050	610150	610250	610350	-----	600150	600250	600850
4”	610055	610155	610255	610355	-----	600155	600255	600855

Hex Head Plugs

A105, ANSI B16.11												
Pipe Size	1/8”	1/4”	3/8”	1/2”	3/4”	1”	1 1/4”	1 1/2”	2”	2 1/2”	3”	4”
Item Number	600500	600505	600510	600515	600520	600525	600530	600535	600540	600545	600550	600555

Forged Steel Unions

3000 Lbs., A105, MSS SP-83											
Pipe Size	1/8”	1/4”	3/8”	1/2”	3/4”	1”	1 1/4”	1 1/2”	2”	2 1/2”	3”
Item Number	661100	661105	661110	661115	661120	661125	661130	661135	661140	661145	661150


Union

Forged Steel Hex Bushings

A105, ANSI B16.11											
Size, FNPT	Size, MNPT										
	1/4”	3/8”	1/2”	3/4”	1”	1 1/4”	1 1/2”	2”	2 1/2”	3”	4”
1/8”	603100	603105	603115	603130	603150	603175	603205	603240	603280	603325	603375
1/4”	-----	603110	603120	603135	603155	603180	603210	603245	603285	603330	603380
3/8”	-----	-----	603125	603140	603160	603185	603215	603250	603290	603335	603385
1/2”	-----	-----	-----	603145	603165	603190	603220	603255	603295	603340	603390
3/4”	-----	-----	-----	-----	603170	603195	603225	603260	603300	603345	603395
1”	-----	-----	-----	-----	-----	603200	603230	603265	603305	603350	603400
1 1/4”	-----	-----	-----	-----	-----	-----	603235	603270	603310	603355	603405
1 1/2”	-----	-----	-----	-----	-----	-----	-----	603275	603315	603360	603410
2”	-----	-----	-----	-----	-----	-----	-----	-----	603320	603365	603415
2 1/2”	-----	-----	-----	-----	-----	-----	-----	-----	-----	603370	603420
3”	-----	-----	-----	-----	-----	-----	-----	-----	-----	-----	603425

Forged Steel Reducing Couplings

3000 Lbs., A105, ANSI B16.11

Size, FNPT	Size, FNPT										
	1/4"	3/8"	1/2"	3/4"	1"	1 1/4"	1 1/2"	2"	2 1/2"	3"	4"
1/8"	600600	600601	600605	600606	600610	600615	600621	600628	600636	600645	600655
1/4"	-----	600602	600604	600607	600611	600616	600622	600629	600637	600646	600656
3/8"	-----	-----	600603	600608	600612	600617	600623	600630	600638	600647	600657
1/2"	-----	-----	-----	600609	600613	600618	600624	600631	600639	600648	600658
3/4"	-----	-----	-----	-----	600614	600619	600625	600632	600640	600649	600659
1"	-----	-----	-----	-----	-----	600620	600626	600633	600641	600650	600660
1 1/4"	-----	-----	-----	-----	-----	-----	600627	600634	600642	600651	600661
1 1/2"	-----	-----	-----	-----	-----	-----	-----	600635	600643	600652	600662
2"	-----	-----	-----	-----	-----	-----	-----	-----	600644	600653	600663
2 1/2"	-----	-----	-----	-----	-----	-----	-----	-----	-----	600654	600664
3"	-----	-----	-----	-----	-----	-----	-----	-----	-----	-----	600665

Heater Connector

Item Number	Part Number	Length	Pipe Size	Tubing Size
221678	10-9898-10	10"	3/8" Female Nut x 3/8" Female Nut	3/8" OD
221679	10-9898-16	16"		
221680	10-9898-22	22"		
221681	10-9898-28	28"		
221676	10-9898-34	34"		
221683	10-9898-46	46"		
221684	10-9898-58	58"		
221685	10-9898-70	70"		



10-9898-10

Heater Connector

Item Number	Part Number	Length	Pipe Size	Tubing Size
221831	10-2122-12	12"	3/8" MNPT x 3/8" FNPT	3/8" OD
221836	10-2122-18	18"		
221702	10-2122-24	24"		
221832	10-2122-30	30"		
221703	10-2122-36	36"		
221708	10-2122-48	48"		



10-2122-12

Ultra Flow® Connector

Item Number	Part Number	Length	Pipe Size	Tubing Size
221905	41-4142-12	12"	3/4" MNPT x 3/4" FNPT	1" OD
221906	41-4142-24	24"		



41-4142-12

Heater Connector

Item Number	Part Number	Length	Pipe Size	Tubing Size
221705	10-2121-24	24"	3/8" MNPT x 3/8" MNPT	3/8" OD
221707	10-2121-36	36"		
221713	10-2121-48	48"		
221714	10-2121-60	60"		
221717	10-2121-72	72"		



10-2121-24

Dormont Connectors

Range Connector

Item Number	Part Number	Length	Pipe Size	Tubing Size
221465	30-4144-18	18”	3/4” MNPT x 3/4” Female Angle	5/8” OD
221462	30-4144-24	24”		
221464	30-4144-36	36”		
221466	30-4144-48	48”		
221468	30-4144-60	60”		



30-4144-18

Range Connector

Item Number	Part Number	Length	Pipe Size	Tubing Size
221838	30-4141-12	12”	3/4” MNPT x 3/4” MNPT	5/8” OD



30-4141-12

Range Connector

Item Number	Part Number	Length	Pipe Size	Tubing Size
221833	30-3132-24	24”	1/2” MNPT x 1/2” FNPT	5/8” OD
221835	30-3132-36	36”		
221837	30-3132-48	48”		



30-3132-24

Range Connector Fittings

Item Number	Part Number	Pipe Size	Tubing Size
220448	BCM-5	1/2” MNPT	15/16” OD
220449	BCM-7	3/4” MNPT	
220446	BCF-5	1/2” MNPT	
220447	BCF-7	3/4” MNPT	



BCF-5



BCM-5

Heater Connector

Item Number	Part Number	Length	Pipe Size	Tubing Size
221903	10-3132-12	12”	1/2” MNPT x 1/2” FNPT	3/8” OD
221719	10-3132-30	30”		
221718	10-3132-36	36”		



10-3132-12

Dryer Connector

Item Number	Part Number	Length	Pipe Size	Tubing Size
221902	20-3132-12	12”	1/2” MNPT x 1/2” FNPT	1/2” OD
221823	20-3132-18	18”		
221824	20-3132-24	24”		
221829	20-3132-30	30”		
221820	20-3132-36	36”		
221825	20-3132-48	48”		
201823	20-3132-72	72”		



20-3132-12

Dryer Connector

Item Number	Part Number	Length	Pipe Size	Tubing Size
221828	20-9898-10	10”	1/2” Female Nut x 1/2” Female Nut	3/8” OD
221830	20-9898-16	16”		
221834	20-9898-22	22”		
221814	20-9898-28	28”		
240004	20-9898-34	34”		
221816	20-9898-46	46”		
221470	20-9898-58	58”		



20-9898-10

Dryer Connector

Item Number	Part Number	Length	Pipe Size	Tubing Size
221840	20-3131-36	36”	1/2” MNPT x 1/2” MNPT	1/2” OD



20-3131-36

600 PSIG Brass Ball Valves

Brass w/ T-Handle *			
Item Number	Part Number	Pipe Size FNPT	Pipe Size FNPT
223712	101-401	1/4”	1/4”
223717	101-402	3/8”	3/8”
223715	101-403	1/2”	1/2”
223716	101-404	3/4”	3/4”



101-404

Brass w/ Tear Drop *			
Item Number	Part Number	Pipe Size FNPT	Pipe Size FNPT
223102	101-411	1/4”	1/4”
223703	101-412	3/8”	3/8”
223704	101-413	1/2”	1/2”
223705	101-414	3/4”	3/4”



101-414

Brass Male Flare *			
Item Number	Part Number	Male Flare Size	Male Flare Size
223708	101-601	1/2”	3/8”
223710	101-602	3/8”	
223709	101-604	5/8”	5/8”



101-602

Brass FNPT x Male Flare *			
Item Number	Part Number	Pipe Size FNPT	Male Flare Size
223706	101-502	1/2”	3/8”
223707	101-503		1/2”
223713	101-504	3/4”	5/8”



101-503

Brass MNPT x Male Flare *			
Item Number	Part Number	Pipe Size MNPT	Male Flare Size
223711	101-702	1/2”	3/8”



101-702

** 600 PSIG Brass Valves.*

Section E Index

• Acme Caps & Plugs — Plastic	112
• Acme Fittings — Brass	
• Acme Adaptor Caps	106
• Female Acme Caps	111
• Female Acme Filler Couplings	108
• Female Acme Vapor Couplings	110
• Male Acme X FNPT Adaptors	107
• Male Acme X Male Acme Adaptors	106
• Male Acme X MNPT Adaptors	106
• Acme Fittings — Steel	
• Acme Adaptor Caps	109
• Female Acme Caps	111
• Female Acme Vapor Couplings	110
• Filler Couplings	108
• Male Acme X FNPT Adaptors	109
• Male Acme X Male Acme Adaptors	109
• Male Acme X MNPT Adaptors	109
• Acme Gaskets & Parts	107
• Acme Plugs — Metal	110
• Acme Strainer Screens	107-108
• Bot-L-Wrench	131
• Chain Reference Chart	112
• Cylinder Cap & Collars	129
• Cylinder Filling Valve	130
• Cylinders	128-129
• Filler Valves	113
• Filler Valve Parts & Accessory	113
• Fisher External Relief Valves	124
• Fisher External Relief Valve Accessories	124
• Forklift	
• Connectors & Parts	114
• Cylinder Brackets	131
• Liquid Level Valves	114
• Relief Valves & Parts	115
• Service Valves & Parts	115
• Hydrostatic Valves	125
• Internal Relief Valves	126
• Internal Relief Valve Accessories	126
• Liquid Service	
• Fill Valve Adaptor	117
• Transfer Valves	117
• Withdrawal Parts	117
• Withdrawal Valves & Adaptors	116
• MEC External Pressure Relief Valves	125
• MEC Liquid Withdrawal Valve	119
• MEC Multi-Purpose Valves & Parts	119
• Methanol Injector	121
• Motor Fuel Liquid Service Valves	123
• Motor Fuel Liquid Service Valves & Parts	123
• Motor Fuel Relief Valves	123
• Multi-Purpose Valves & Parts	118
• N201	130
• OPD Valves	127
• QCC Valve Caps	127
• Remote Liquid Level Valves	114
• Repair Kits & Parts For Obsolete Valves	122
• Rings & Chains	112
• Scales	130
• Spanner Wrench	112
• Tank Foot	128
• Underground Tank Cluster Manifold	118
• Underground Tank Tool	118
• Valve Wrenches	131
• Vapor Service	
• Multi-Service Valves & Parts	121
• Return Valve	122
• Service Connectors	122
• Service Valves & Parts	121
• Valves & Parts	120

Brass Male Acme x MNPT Adaptors

MEC Brass		Fisher Brass		Male Acme Connection	Male NPT Connection
Item Number	Part Number	Item Number	Part Number		
150560	ME498-4/2	121995	M498-4/2	1 1/4”	1/2”
150562	ME498-6/3	121996	M498-6/3		3/4”
150536	ME215	-----	-----	1 3/4”	3/4”
150538	ME216	-----	-----		1”
150540	ME217	-----	-----		1 1/4”
150537	ME217A *	-----	-----		1 1/4”
150593	ST-M233	-----	-----	2 1/4”	1 1/4”
150564	ME502-12/8	-----	-----		1 1/2”
150566	ME502-16/10	-----	-----		2”
150568	ME502-16/12	-----	-----		2”
150570	ME503-16	-----	-----	3 1/4”	2”
150569	ME503A-16 *	-----	-----		2”
150549	ME262	-----	-----		3”
150535	ME262A *	-----	-----		3”

** Includes strainer screen installed.*



ME215



ME503-16



ME503A-16



ME612

Brass Acme Adaptor Caps

MEC Brass		Fisher Brass		Female Acme Connection	Male Acme Connection
Item Number	Part Number	Item Number	Part Number		
150572	ST-M611	122115	M611	2 1/4”	1 3/4”
150574	ME612	122120	M612	3 1/4”	
150728	ME614	-----	-----		2 1/4”
-----	-----	122125	M613	4 1/4”	3 1/4”

Brass Male Acme X Male Acme Adaptors

Item Number	Part Number	Male Acme	Male Acme
150550	ME270	1 1/4”	1 1/4”
150552	ME273	1 3/4”	1 3/4”
150720	ME275	2 1/4”	2 1/4”
150545	ME277	3 1/4”	3 1/4”



ME277

Brass Acme Adaptors

Brass Male Acme x FNPT Adaptors

MEC Brass		Fisher Brass		Male Acme Connection	Female NPT Connection
Item Number	Part Number	Item Number	Part Number		
150560	ME498-4/2	121995	M498-4/2	1 1/4”	1/4”
150562	ME498-6/3	121996	M498-6/3		3/8”
150524	ME192	121725	M192		1/2”
150526	ME193	121730	M193		3/4”
150270	ME210	-----	-----	1 3/4”	1/4”
150528	ME211	121740	M211		3/8”
150530	ME212	-----	-----		1/2”
150532	ME213	-----	-----		3/4”
150534	ME214	-----	-----		1”
150564	ME502-12/8	-----	-----	2 1/4”	1”
150566	ME502-16/10	-----	-----		1 1/4”
150568	ME502-16/12	-----	-----		1 1/2”
150546	ME250	-----	-----	3 1/4”	1 1/4”
150525	ME250A *	-----	-----		
150548	ME252-16	-----	-----		2”
150529	ME252A-16 *	-----	-----		
150531	ME508-24	-----	-----		3”
150563	ME508A-24 *	-----	-----		

** Includes strainer screen installed.*



ME498-6/3



ME252-16



ME250A

Acme Gaskets & Parts

Item Number	Part Number	Part Description
126663	1E8122	1 1/4” Acme Gasket
119337	ST-1102A-16	1 3/4” Acme Gasket
126670	ST-1E8126	2 1/4” Acme Gasket
126673	ST-1E8128	3 1/4” Acme Gasket
150588	ME251-02	3 1/4” Acme Strainer Screen
150589	ME251-03	Retaining Ring For ME251-02
150521	MEP503K	3 1/4” Acme Conical Screen & Retainer
150557	ME441-04	Retaining Ring For ME612



ME251-02



ME251-03



Adaptor Not Included.

MEP503K Installed

Brass Female Acme Filler Couplings

MEC Brass		Fisher Brass		Female Acme	Inlet Connection	Length
Item Number	Part Number	Item Number	Part Number			
150500	ME100	121600	M100	1 1/4”	3/8” MNPT	3”
150502	ME101	121605	M101		1/2” MNPT	2 1/2”
150504	ME110	121630	M110	1 3/4”	1/2” MNPT	3”
150506	ME111	121635	M111		3/4” MNPT	
150508	ME112	121640	M112		1” MNPT	
150510	ME120	121660	M120	2 1/4”	1 1/4” MNPT	3 1/4”
150512	ME130 *	121670	M130 *	3 1/4”	2” MNPT	3 3/4”
150515	ME130A * — Includes Screen				2” MNPT	
150513	ME130WR * — Includes Retaining Ring				2” MNPT	
122190	ME664-24	-----	-----	4 1/4”	3” MNPT	4 1/2”
150558	ME442	121970	M442	3 1/4”	1 1/4” FNPT	1 1/2”

** Steel Nipple.*



ME110



With Ring.

ME130WR



ME130



With Strainer.

ME130A

Acme Strainer Screen

Item Number	Part Number	Part Description
151229	ME130A-101	ME130 Strainer Screen
151230	ME130A-102	Retaining Ring For ME130A-101

Steel Filler Couplings

Item Number	Part Number	Female Acme	Inlet Connection	Length
110665	A1149FST	1 3/4”	1/2” MNPT	3 1/8”
110670	A1150FST		3/4” MNPT	
110677	A1151FST		1” MNPT	
110683	A1156FS	2 1/4”	1 1/4” MNPT	3 1/4”
110686	A1157FS	3 1/4”	2” MNPT	3 3/4”
122155	M634-24	4 1/4”	3” FNPT	4 1/2”
110642	A1130FST	1 3/4”	3/4” MNPT	6 7/8”
110647	A1131FST		1” MNPT	
110650	A1132FST	2 1/4”	1 1/4” MNPT	7 5/8”
110651	A1133FST		1 1/2” MNPT	
150730	ME442S	3 1/4”	1 1/4” FNPT	1 1/2”
111433	ST2004ST	1 3/4”	2 1/4” M. Acme	2”



A1151FST



A1131FST



A1157FS



ST2004ST

Steel Male Acme x MNPT

Item Number	Part Number	Male Acme Connection	MNPT Connection	Acme Gasket	
				Item Number	Part Number
122031	ME520S-8	1 1/4”	1”	126663	1E8122
111415	A2000ST	1 3/4”	1/2”	119337	ST-1102A-16
111420	A2001ST		3/4”		
111425	A2002ST		1”		
111432	A2003ST		1 1/4”		
111569	A2076ST		1 1/2”		
111537	A2059	2 1/4”	1”	126670	ST-1E8126
111539	A2060ST		1 1/4”		
111570	A2077ST		1 1/2”		
111546	A2063ST	3 1/4”	2”	126673	ST-1E8128
111556	A2065ST		3”		


A2077ST

Steel Male Acme x Male Acme

Item Number	Part Number	Male Acme Connection	Male Acme Connection	Acme Gasket	
				Item Number	Part Number
111436	A2005ST	1 3/4”	1 3/4”	119337	ST-1102A-16
111446	A2007ST	2 1/4”	2 1/4”	126670	ST-1E8126
122107	M536-26ST	3 1/4”	3 1/4”	126673	ST-1E8128
122109	M536-34ST	4 1/4”	4 1/4”	128169	T10948


A2005ST

Steel Male Acme x FNPT

Item Number	Part Number	Male Acme Connection	FNPT Connection	Acme Gasket	
				Item Number	Part Number
150571	M526-6ST	1 3/4”	3/4”	119337	ST-1102A-16
111466	A2013ST		1”		
111561	A2074ST	3 1/4”	2”	126673	ST-1E8128
111566	A2075ST		3”		


A2074ST

Steel Acme Adaptor Caps

Item Number	Part Number	Male Acme Connection	Female Acme Connection	Acme Gasket	
				Item Number	Part Number
150573	ME611S	1 3/4”	2 1/4”	119337	ST-1102A-16
122131	ST-M622		3 1/4”		
150729	ME614S	2 1/4”		126670	ST-1E8126
122135	ME623	3 1/4”	4 1/4”	126673	ST-1E8128


ST-M622

Acme O-Rings available on Page 332.

Vapor Couplings & Metal Acme Plugs

Brass Female Acme Vapor Couplings

MEC Brass		Fisher Brass		Female Acme	Inlet Connection	Length
Item Number	Part Number	Item Number	Part Number			
150514	ME140	121680	M140	1 1/4”	3/8” MNPT	2 1/2”
150516	ME141	121685	M141		1/2” MNPT	3”
150518	ME150	121690	M150	1 3/4”	3/4” MNPT	
150520	ME151	121695	M151		1” MNPT	3 1/4”
-----	-----	121700	M160	2 1/4”	1 1/4” MNPT	3 3/8”



ME140



ST-M641-8



M160



ME646-8

Steel Female Acme Vapor Couplings

Item Number	Part Number	Female Acme	Inlet Connection	Length
122171	ME141S	1 1/4”	1/2” MNPT	2 1/2”
122181	ST-M646-6	1 3/4”	3/4” MNPT	7”
122176	ST-M641-8		1” MNPT	3 1/4”
150522	ST-M160S	2 1/4”	1 1/4” MNPT	3 3/8”
122186	ST-M646-8	1 3/4”	1” MNPT	7 3/8”

Metal Acme Plugs

Item Number	Part Number	Male Acme	Material
121707	ME178B	1 1/4”	Brass
121792	ME239	1 3/4”	Aluminum
121717	ME179B-1 *		Brass
121722	ME181B-1 *	3 1/4”	Brass
122095	M535-34	4 1/4”	Steel

** Includes ring & chain.*



ME239



ME181B-1

Brass Female Acme Caps

MEC Brass		Fisher Brass		Part Description	Female Acme
Item Number	Part Number	Item Number	Part Number		
150542	ME229	121783	M229	Cap Only	1 3/4”
150539	ME229F	-----	-----	Winged Cap Only	
150544	ME229-1	121784	M229-1	Cap & Chain	
150533	ME229F-1C	-----	-----	Winged Cap & Cable	
150554	ME431F	121955	M431	Winged Cap Only	2 1/4”
150543	ME431F-1	-----	-----	Winged Cap & Chain	
150556	ME441F	121965	M441	Winged Cap Only	3 1/4”
150561	ME441F-1C	-----	-----	Winged Cap & Cable	
-----	-----	122112	M605-34	Cap Only	4 1/4”



ME229


ME229F


ME229-1



ME441F

Steel Female Acme Caps

Item Number	Part Number	Description	Female Acme
110681	A1152CST	Cap & Chain	1 3/4”
150719	ME229FS	Winged Cap Only	
150754	ME229FS-1C	Winged Cap & Cable	
110696	A1175CS	Winged Cap & Chain	2 1/4”
110700	A1176	Winged Cap Only	3 1/4”
110701	A1176CS	Winged Cap & Chain	
150759	ME441FS-1C	Winged Cap & Cable	
122140	M625-34	Winged Cap Only	4 1/4”



A1152CST


ME229FS



A1176CST


ME441FS-1C

Acme Plugs, Acme Caps, Acme Chains, & Wrench

Plastic Acme Plugs & Caps

Acme Caps		Acme Plugs				Male Acme
		MEC		Fisher		
Item Number	Part Number	Item Number	Part Number	Item Number	Part Number	
121620	M108	121706	ME178-1 *	121705	M178	1 1/4”
121625	M109	121711	ME179-1 *	121710	M179	1 3/4”
150507	ME109-1 *	-----	-----	-----	-----	
111586	ST1177C-1 *	121716	ME180-1 *	121715	M180	2 1/4”
121627	ME106-1 *	121721	ME181	121720	M181	3 1/4”



ME181

** Includes Ring & Chain.*

Rings & Chains

MEC		Fisher	
Item Number	Part Number	Item Number	Part Number
153555	MEP147	122675	P147
153556	MEP148	122680	P148
150553	MEP168 Cable Kit	122695	P167
		122745	P183

MEP(P)147 fits 3/4” pipe size & MEP(P)148 fits 1 1/4” pipe size.



ME180-1



ME109-1



M108



P147



MEP168



P167

Chain Reference Chart

Part Number	Cap or Plug Size	Fits These Caps	Fits These Plugs
P147	1 1/4” Acme	M108	M178
	1 3/4” Acme	M109, M219, & M229	-----
P148		M109	M179
	2 1/4” Acme	-----	M180
P167		M431, M432, & A1175CS	-----
P183	3 1/4” Acme	-----	M181
P167		M441, M443, & A1176CS	-----
	4 1/4” Acme	M605-34, M625-34, & M535-34	-----

Acme Spanner Wrench

Item Number	Part Number	Fits	Length
122631	MEP120B	1 3/4”, 2 1/4”, 3 1/4” & 4 1/4” Acme	17 1/2”
122638	MEP120C	3 1/4” Acme	13 3/4”
320305	J Wrench		12”



ST-P120B



MEP120C



J Wrench

Filler Valves					
Item Number	Part Number	Tank Connection	Outlet	Manufacturer	Case Quantity
150150	66.1122	3/4” MNPT	1 3/4” Male Acme	Cavagna	50 Pcs.
150910	ME601-6			MEC	60 Pcs.
150911	ME602-8	1/2” Male Flare	1 3/4” Male Acme	MEC	30 Pcs.
150145	66.1232	1 1/4” MNPT	1 3/4” Female Acme	Cavagna	20 Pcs.
150909	ME601-10			MEC	30 Pcs.


66.1122


ME601-6


ME602-8


66.1134


ME601-10

Filler Valve Parts & Accessory				
Item Number	Part Number	Part Description	Manufacturer	Case Quantity
121626	10.0053	1 3/4” Acme Cap With Strap	Cavagna	50 Pcs.
150925	ME601-902		MEC	60 Pcs.
150926	ME601-6SRK	ME601-6 Repair Kit	MEC	50 Pcs.
150927	ME601-10SRK	ME601-10 Repair Kit		50 Pcs.
404010	#1 Cap	Filler Valve Locking Cap	-----	-----


10-0053


ME601-902



ME601-10SRK



ME601-6SRK


#1 Cap

Forklift Connectors & Liquid Level Valves

Forklift Connectors

Item Number	Part Number	Inlet	Outlet	Manufacturer	Case Quantity
150255	66.1024	3/8" FNPT	1 1/4" Male Acme	Cavagna	50 Pcs.
121780	ME220M			MEC	50 Pcs.
150250	66.1023	1 1/4" Female Acme	1/4" FNPT	Cavagna	70 Pcs.
121775	ME220F			MEC	50 Pcs.
150595	ME790		1/4" MNPT		20 Pcs.


66.1024


ME220M


66.1023


ME220F


ME790

Forklift Connector Parts

Item Number	Part Number	Part Description
150541	ME220FP	1 1/4" Brass Cap
403005	ST-MSW4	1 1/4" Forklift Gasket
403008	114	Forklift O-Ring


ME220FP

Forklift Liquid Level Valves

Item Number	Part Number	Part Description	Manufacturer
150420	66.1072	With #54 Drill & 12" Diptube.	Cavagna
121143	MEJ400	With #54 Drill.	MEC
121147	MEJ602H	90° Elbow with Hydrostatic Relief.	
121144	MEJ401	Replacement Stem & Seal For MEJ400 & MEJ602H.	
121151	MEJ400SC	Self-Cleaning Knurled Handle w/#54 Drill.	
121152	MEJ401SC	Replacement Stem & Seal For MEJ400SC.	


66.1072


MEJ400


MEJ602H


MEJ401


MEJ400SC


MEJ401SC


MES-PVE10ARF


MEJ606

Remote Liquid Level Valves

Item Number	Part Number	Inlet	Outlet	#54 Drill	Manufacturer
330075	MES-PVE10ARF *	1/4" MNPT	1/4" M. SAE	No	MEC
121149	MEJ606	1/4" MNPT	1/4" M. SAE	No	
121144	MEJ401	Replacement Stem & Seal For MEJ606.			

** Includes Captured Stem.*

Forklift Service & Relief Valves

Forklift Service Valves

Item Number	Part Number	Tank Connection	Outlet	Flow Rate	Manufacturer	Case Quantity
150140	80.2004	3/4” MNPT	3/8” MNPT	2.6 GPM	Cavagna	35 Pcs.
150917	ME9101P5			1.6 GPM	MEC	60 Pcs.
150915	ME9101P5H			2.6 GPM		60 Pcs.



80-2064



ME9101P5H

ME9101P5 & ME9101P5H Parts

Item Number	Part Number	Description
150923	ME9101P5BRK	Bonnet Assy w/Handwheel
150920	ME9101BRK	Bonnet Assy Less Handwheel
150924	ME9101P5-105	Handwheel Only
150928	ME9101P5-109	Handwheel Retaining Screw
150930	ME9101P5-114	Service Valve Bonnet Seal

Forklift Relief Valves

Item Number	Part Number	Tank Connection	Relief Setting	Manufacturer	Case Quantity
150205	66.0248	3/4” MNPT	375 PSIG	Cavagna	75 Pcs.
150850	MEV75FIR			MEC	50 Pcs.



66.0248



MEV75FIR

Raincaps & Pipeaways

Item Number	Part Number	Part Description	Manufacturer	Case Quantity
150206	10.5038	Cap & Strap	Cavagna	1 Pc.
150851	MEP175C		MEC	500 Pcs.
150207	F31638		Manchester	100 Pcs.
150852	MEP175-45	45° Pipeaway	MEC	200 Pcs.
150853	MEP175-90	90° Pipeaway	MEC	200 Pcs.



MEP175-45



MEP175-90



10-5038



F31638



MEP175C

Liquid Withdrawal Valves & Adaptors

Liquid Withdrawal Valves

Item Number	Part Number	Tank Connection	Outlet Connection	Closing Flow GPM	Material	Manufacturer
150160	69.0010	3/4" MNPT	1 5/8" UNF Male	20	Brass	Cavagna
150192	ME460			21		MEC
150950	ME462	1 1/4" MNPT		36		
150721	ME462S			36	Steel	
150749	ME462SS			36	Stainless Steel	



69.0010



ME462



ME462

Liquid Withdrawal Adaptors

Item Number	Part Number	Inlet Connection	Outlet Connection	Material	Manufacturer
330745	ME453	3/4" NGT	3/4" FNPT	Brass	MEC
330752	ME455		3/4" MNPT		
150199	ME458	1 5/8" UNF Male	3/4" FNPT		
150955	ME458S			Steel	



ME453



ME455



ME458

Liquid Transfer Valves & Fill Valve Adaptor

Liquid Transfer Valves						
Item Number	Part Number	Tank Connection	Outlet Connection	Closing Flow	Material	Manufacturer
330426	ME449	3/4” MNPT	3/4” FNPT	No	Brass	MEC
330428	ME449X/19.5			19.5 GPM		
330433	ME449EXS/22			22 GPM	Ductile Iron	



ME449



ME449X



ME449EXS/22



Liquid Transfer Shutoff Valve

Fill Valve Adaptor				
Item Number	Part Number	Fill Valve Connection	Outlet Connection	Manufacturer
121980	M450A	1 3/4” Female Acme	3/4” FNPT	Fisher
121981	ME450			MEC



M450A



ME450



Liquid Withdrawal Adaptor



Liquid Withdrawal Tank Valve

Liquid Withdrawal Parts			
Item Number	Part Number	Type	Fits
403942	ME458-03	Nylon Gasket	ME453, ME455, & ME458
403944	ME458-04	O-Ring	ME458
150198	ME461	Brass Cap	ME460 & ME462
150191	ME461S	Steel Cap	ME462S
150194	ME461SS	Stainless Steel Cap	ME462SS



Liquid Withdrawal Tank Valve Cap

Multi-Purpose Valves & Underground Manifold

Multi-Purpose Valves

Item Number	Part Number	Tank Connection	Diptube	Manufacturer	Case Quantity
150245	67.1069	3/4" MNPT	Included	Cavagna	20 Pcs.
151340	ME665		12.0"	MEC	10 Pcs.



67.1069



ME665

ME665 Repair Parts

Item Number	Part Number	Part Description
150921	ME9101C1BRK	Bonnet Assy w/Handwheel
150920	ME9101BRK	Bonnet Assy Less Handwheel
331620	ME662-102	Handwheel
150928	ME9101P5-109	Handwheel Retaining Screw
150930	ME9101P5-114	Service Valve Bonnet Seal
151320	ME663	Double Check Vapor Return Valve
151325	ME662-901K	Fill Valve Repair Kit



ME9101P5BRK



ME9101BRK



ME9101C1-102



ME9101P5-109



ME663

Underground Tank Cluster Manifold

Item Number	Part Number	Tank Connection	Outlet Connection	Closing Flow	Relief Setting	Relief Capacity	Fixed Level Gauge
330420	MES-PVE2098AT	2 1/2" FNPT	Female POL	4,000 CFH @ 100 psig	250 PSIG	1,740 SCFM/Air	MEJ400C *

** Supplied 30" Diptube Must Be Cut to Length.*



2098A

Valve Tool

Item Number	Part Number	Part Description
150627	MEP126	Multi-Service Valve Tool



MEP126

MEC Liquid Withdrawal Valve

Item Number	Part Number	Tank Connection	Outlet Connection	Relief Setting	Fixed Level Gauge	Tank Size
330505	MES-PVE3250CLM-11.6	3/4” NGT	Male CGA 555	375 PSIG	11.6” Diptube	100# Cylinder


MES-PVE3250CLM-11.6


MES-PVE2035AT-11.7


MES-PVE2030BC-11.6

MEC Multi-Purpose Valves

Item Number	Part Number	Tank Connection	Outlet Connection	Filler Connection	Relief Setting	Diptube Length	Tank Size
330335	MES-PVE2030BC-11.6	3/4” NGT	Female POL	1 3/4” Male Acme	375 PSI	11.6”	200# Cylinder
330415	MES-PVE2035AT-250-11.7	1” NGT			250 PSI	11.7”	420# Cylinder
330390	MES-PVE2035AT-11.7				375 PSI		
330418	MES-PVE2035ATSC-12.0				250 PSI	12.0”	

ME9101P5 & ME9101P5H Parts

Item Number	Part Number	Description	Fits
331615	MES-3329-13LH-KIT	Bonnet Assembly Kit	MES-PVE2030BC Series
331605	MES-3250-8LH-KIT	Bonnet Assembly Kit	MES-PVE3250 & MES-PVE2035A Series
331620	ME662-102	Handwheel Only	MES-PVE2030BC Series
331550	MES-1901S	Handwheel Only	MES-PVE3250 & MES-PVE2035A Series
331538	MES-2030-100-KIT	Fill Valve Repair Kit	MES-PVE2030BC Series
330417	MES-2035-100-KIT	Fill Valve Repair Kit	MES-PVE2035A Series


ME662-102


MES-1901S


MES-3229-13LH-KIT


MES-3250-8LH-KIT


MES-2035-100-KIT

Vapor Valves

Item Number	Part Number	Tank Connection	Outlet Connection	Relief Setting	Diptube Length	Tank Size	Manufacturer
330530	MES-PVE3250BC-312	3/4" Male NGT	Female POL	312 PSIG	-----	100 Lb.	MEC
150103	80.5032			375 PSIG	-----		Cavagna
330445	MES-PVE3250C-375				-----		MEC
150104	80.5030				10.2"		Cavagna
330485	MES-PVE3250CLG-11.6				11.6"		MEC
330545	MES-PVE3250CLGV-11.6 *			435 PSIG	11.6"		
150100	80.6033			375 PSIG	-----	200 Lb.	Cavagna
150105	80.6032				10.2"		

** For Propylene Service.*



MES-PVE3250BC-312



80.5064



MES-PVE3250C-375



80.6033



80.5016



MES-PVE3250CLG-11.6



MES-PVE3250CLGV-11.6



80.6032

Vapor Valve Parts

Item Number	Part Number	Description	Fits
331605	MES-3250-8LH-KIT	Bonnet Assembly Kit	MES-PVE3250 & MES-PVE2035A Series
331550	MES-1901S	Handwheel Only	MES-PVE3250 Series



MES-1901S



MES-3250-8LH-KIT

Vapor Service Valves & Methanol Injector

Vapor Service Valves

Item Number	Part Number	Tank Connection	Outlet	Fixed Level Gauge	Excess Flow	Manufacturer
150125	80.3135	3/4" MNPT	Female POL	11.1" Diptube	-----	Cavagna
150916	ME9101C5			-----	2.6 GPM	MEC
150913	ME9101D-11.7			11.7" Diptube	-----	



80.3135



ME9101C5



ME9101D-11.7

ME9101C5 & ME9101D Parts

Item Number	Part Number	Description
150921	ME9101C1BRK	Bonnet Assy w/Handwheel
150920	ME9101BRK	Bonnet Assy Less Handwheel
331620	ME662-102	Handwheel Only
150928	ME9101P5-109	Handwheel Retaining Screw
150930	ME9101P5-114	Service Valve Bonnet Seal

Vapor Multi-Service Valves

Item Number	Part Number	Tank Connection	Outlet	Diptube Length	Manufacturer
151300	ME662	1 1/2" MNPT	Female POL	16.0"	MEC



ME662

ME662 Parts

Item Number	Part Number	Description
150921	ME9101C1BRK	Bonnet Assy w/Handwheel
150920	ME9101BRK	Bonnet Assy Less Handwheel
331620	ME662-102	Handwheel
150928	ME9101P5-109	Handwheel Retaining Screw
150930	ME9101P5-114	Service Valve Bonnet Seal
151320	ME663	Double Check Vapor Return Valve
151325	ME662-901K	Fill Valve Repair Kit

Methanol Injector

Item Number	Part Number	Part Description
360136	MEP700	Methanol Vapor Return Injector w/Tank & 1 1/4" Female Acme Inlet. Holds 42 Oz. @ 250 PSIG.



MEP700

Vapor Service & Vapor Return Valves

Vapor Service Connectors

Item Number	Part Number	Inlet	Outlet
150632	ME220FLSN	1 1/4” Female Left Hand Acme	1/4” FNPT
150630	ME220ML	3/8” FNPT	1 1/4” Male Left Hand Acme
150598	ME790L	1 1/4” Female Left Hand Acme	1/4” MNPT



ME220ML



ME220FL



ME790L



ME664

Vapor Return Valve

Item Number	Part Number	Tank Connection	Outlet Connection	Type of Check	Manufacturer
151330	ME664	3/4” MNPT	1 1/4” Male Acme	Single	MEC
151320	ME663			Double	
151332	ME663SRK	Upper Seal Kit for ME663			



ME663

Repair Kits & Parts For Obsolete Valves

Item Number	Part Number	Type	Fits	Case Quantity
331605	MES-3250-8LH-KIT	Repair Kit for Bonnet Assembly	PVE1427B, PVE1447B, PVE2030BC, PVE2035AT, PVE2035AT-250, PVE3250A, PVE3250C, PVE3250CLG, & PV3250CLM-375	100 Pcs.
331615	MES-3329-13LH-KIT		PVE1427C, PVE1447C, PVE2030BC, & PVE3250BC	100 Pcs.
331550	MES-1901S	Handwheel Only	PVE1427B, PVE1447B, & PVE1447D	100 Pcs.
331620	ME662-102		PVE1427C & PVE1447C	500 Pcs.
150928	ME9101P5-109	Screw for Handwheel	PVE1427B, PVE1427C, & PVE1447C	100 Pcs.
330417	MES-2035-100-KIT	Repair Kit for Filler Section	PVE2035AT & PVE2035AT-250	25 Pcs.
331538	MES-2030-100-KIT	Repair Kit for Filler Section	PVE2030BC	25 Pcs.
330691	MES-3429-RK	Dual Bonnet O-Ring Repair Kit	PVE2033CLDB, DLBD, 3250ALG7DB & 3329 Series	50 Pcs.
129080	T13184T0012	Bonnet Repair Kit	Fisher 600 Series	1 Pc.



ME662-102



MES-1901S



MES-3229-13LH-KIT



MES-3250-8LH-KIT



MES-2035-100-KIT

Motor Fuel Liquid Service & Relief Valves

Motor Fuel Liquid Service Valves

Item Number	Part Number	Tank Connection	Outlet	Excess Flow	Manufacturer	Case Quantity
150130	80.2062	3/4" MNPT	90° 3/8" Male SAE	3.3 GPM	Cavagna	50 Pcs.
150914	ME9101H4			1.6 GPM	MEC	60 Pcs.
150918	ME9101H6			2.6 GPM		60 Pcs.
150135	80.2063		70° 3/8" Male SAE	3.3 GPM	Cavagna	50 Pcs.


80.2062



ME9101H4


ME9101H6


80.2063

Motor Fuel Liquid Service Valve Parts

Item Number	Part Number	Type	Fits
150923	ME9101P5BRK	Bonnet Assy w/Handwheel	ME9101H4 & ME9101H6
150920	ME9101BRK	Bonnet Assy Less Handwheel	
150924	ME9101P5-105	Handwheel Only	
150928	ME9101P5-109	Handwheel Retaining Screw	
150930	ME9101P5-114	Service Valve Bonnet Seal	



ME9101P5BRK


ME9101BRK



ME9101P5-105


ME9101P5-109

Motor Fuel Relief Valves

Item Number	Part Number	Tank Connection	Setting (PSIG)	Manufacturer
150210	66.1135	1" MNPT	250	Cavagna
330165	MEVS-UVE45AM/250			MEC
330164	MEPS-445-21	Pipe Away for UVE445AM		


66.1135


MEVS-UVE445AM /250


MEPS-445-21

Fisher External Relief/Hydrostatic Valves					
Item Number	**Part Number**	**Container Type**	**Start-To-Discharge Pressure**	**Container Connection**	**Flow Capacity - Air**
120900	H110-250 [1]	ASME	250 PSIG	1/4” MNPT	310 SCFM
120920	H125-250			1/2” MNPT	610 SCFM
120917	H135-250 [1]			1/2” MNPT	594 SCFM
120935	H150-250			3/4” MNPT	580 SCFM
120955	H185-250 [1]			3/4” MNPT	2,223 SCFM
120960	H185-275 [1]		275 PSIG	3/4” MNPT	2,456 SCFM
120905	H110-312 [1]		312 PSIG	1/4” MNPT	390 SCFM
120925	H135-312 [1]			1/2” MNPT	765 SCFM
120940	H160-312			3/4” MNPT	
120930	H148 [1]	DOT or Hydrostatic Relief	375 PSIG	1/2” MNPT	903 SCFM [2]
120945	H173 [1]			3/4” MNPT	
120910	H123 [1]	Hydrostatic Relief		1/4” MNPT	-----
120907	H120-60		60 PSIG	1/4” MNPT	105 SCFM
120908	H120-120		120 PSIG		165 SCFM
120906	H120-150		150 PSIG		191 SCFM
120912	H120-175		175 PSIG		224 SCFM
120909	H120-225		225 PSIG		280 SCFM
120902	H120-275		275 PSIG		303 SCFM
120915	H124 [1]		450 PSIG	1/4” MNPT	-----
120927	H144 [1]			1/2” MNPT	
120947	H174 [1]			3/4” MNPT	

1. *Listed under UL® Section 132.*
2. *DOT cylinder water capacity 500 pounds approved by Bureau of Explosives & CGA.*



H124



H185



P145



P174



P206

Fisher External Relief Valve Accessories			
Item Number	**Part Number**	**Type**	**Fits**
122700	P174	Pipe-away Adaptor (1/2” FNPT)	H135-250, H135-312, H148, & H173
122665	P145	Rain Cap	H185-250 & H185-275
122795	P206		H110, H120, H123, H124, H125, H144, H148, H150, H173, & H174

MEC Relief Valves & Hydrostats

MEC External Pressure Relief Valves				
Item Number	Part Number	Tank Connection	Start to Discharge Setting	Flow Capacity SCFM/Air * UL @ 120% Set Pressure
120931	MEV25/250	1/4" MNPT	250 PSIG	-----
120933	MEV25/312		312 PSIG	-----
120936	MEV25/375		375 PSIG	-----
120921	MEV50/250	1/2" MNPT	250 PSIG	200
120924	MEV50/375		375 PSIG	-----
120937	MEV75/250	3/4" MNPT	250 PSIG	-----
120939	MEV75/312		312 PSIG	-----
120941	MEV75/375		375 PSIG	-----

** Flow rates are shown for bare relief valves, pipeaways will reduce flow.*



MEV50/250

MEC Pipeaway Adaptors		
Item Number	Part Number	Fits
150857	MEP173	MEV25 Series
150859	MEP174	MEV50 & MEV75 Series



MEP173

Hydrostatic Valves				
Item Number	Part Number	Tank Connection	Start to Discharge Setting	Body Material
110820	A1329	1/4” MNPT	312 PSIG	Stainless Steel
110815	A1327		350 PSIG	
150657	MEH225SS/400		400 PSIG	
150615	MEH225		440 PSIG	Brass
150618	MEH225SS		440 PSIG	Stainless Steel
110816	A1328		450 PSIG	
150661	MEH25/450		450 PSIG	Brass
150641	MEH50/460	1/2” MNPT	460 PSIG	
150663	MEH75/460	3/4” MNPT	460 PSIG	


A1327


MEH225



MEH225SS/440



MEH25/450



MEH50/460



MEH75/460

Internal Relief Valves

Item Number	Part Number	Tank Connection	Setting	Manufacturer
150170	66.1128	3/4” MNPT	250 PSIG	Cavagna
330080	MEVS-UVE433AM/250			MEC
330079	MEVS-UVE433AC/275		275 PSIG	MEC
150180	66.1129	1” MNPT	250 PSIG	Cavagna
330155	MEVS-UVE443AM/250			MEC
150185	66.1033		275 PSIG	Cavagna
150190	66.1130	1 1/4” MNPT	250 PSIG	Cavagna
330185	MEVS-UVE453AM/250			MEC
330186	MEVS-UVE453AC/275		275 PSIG	MEC



66-1128 433



66-1033 443



66-1130 453

Internal Relief Valve Accessories

Item Number	Part Number	Part Description	Manufacturer
331670	MEPS-433-45A	3/4” Rain Cap	New MEC & Old Sherwood
330158	MEPS-443-45A	1” Rain Cap	
331678	MEPS-453-45A	1 1/4” Rain Cap	
403007	MEH502	1/2” - 3/4” Vinyl Cap	MEC
403009	MEH503	3/4” - 1 1/4” Vinyl Cap	



443-45A



MEH503

OPD Valves & QCC Caps

OPD Valves					
Item Number	Part Number	Size (Lbs.)	Cylinder Style	Dip Tube Length	Case Quantity
150360	20# Gauge Ready *	20#	Steel	4.0”	18 Pcs.
150340	82.8017			4.0”	28 Pcs.
150361	30# Gauge Ready *	30#		4.7”	18 Pcs.
150345	80.8002			4.7”	24 Pcs.
150350	80.8001	40#		6.4”	24 Pcs.

** Snap-On Dial Sold Separately.*



80.8180



20# Gauge Ready



82.8012



30# Gauge Ready



80.8013

Snap-On Dial		
Item Number	Part Number	Fits
150362	3161-00002	20# & 30# Gauge Ready



3161-00002

QCC Valve Caps		
Item Number	Part Number	Part Description
405091	QCC-1	Black Dust Cap w/Strap
150266	ME392P	Brass Cap



QCC-1



ME392P

Manchester LP-Gas Portable Cylinders

Item Number	Part Number	Description	Material	Propane Capacities		Tare Weight	Skid Qty.
				Lb.	Gal.		
260026	10504 [1]	20# Vertical Gas Grill	Steel	20	4.6	18 Lb.	12 / 24
260035	1160TC.5 [1]	30# R.V. Cylinder		30	6.8	25 Lb.	
260041	1220.13 [1]	40# R.V. Cylinder		40	9.2	32 Lb.	
260042	14990TC	50# DOT Portable Cylinder		50	11.4	42 Lb.	9
260039	1426TC	60# DOT Portable Cylinder		60	13.7	46 Lb.	12
260031	1428TH.20	100# DOT Portable Cylinder		100	22.9	70 Lb.	9 / 18
260044	1499TC.11HL	420# DOT Portable Cylinder		420	95.9	278 Lb.	-----
260043	6762.11HL [2]	420# ASME Portable Cylinder		420	95.9	291 Lb.	-----

1. With OPD Valves. *2. With Data Plate.*


20# Vertical


30# Vertical


40# Vertical


50# Vertical


60# Vertical

Tank Foot

Item Number	Part Number	Part Description
260051	F273169-6	Tank Foot Fits 20#, 30#, & 40# Cylinders


F273169


100# Vertical


420# ASME

Manchester LP-Gas Forklift & Buffer Cylinders

Item Number	Part Number	Description	Material	Propane Capacities		Tare Weight Lb.	Skid Quantity
				Lb.	Gal.		
260012	9285	20 # Buffer w/ Quick Coupler Less Fill	Aluminum	20	4.6	17	48
260013	5455		Steel	20	4.6	27	48
260014	5456	20# Buffer w/Fill & Gauge		20	4.6	27	48
720027	9315	33# Forklift w/ Fill & Gauge	Aluminum	33.5	7.4	24	36
720025	5580TC		Steel	33.5	7.7	36	36
720029	9161	43# Forklift w/ Fill & Gauge	Aluminum	43.5	9.9	25	24
720030	5595TC		Steel	43.5	9.9	44	24


20# Steel


33# Steel


33# Aluminum


43# Steel


43# Aluminum

Cap & Collars

Item Number	Part Number	Part Description	Size
260015	HAR8050020	100# Cylinder Cap	3 1/2”
260016	HAR8050040		3 1/8”
260052	ME312-5MV	100# Cylinder Collar	3 1/8”


ME312-5MV


HAR8050020

Cardinal Portable Beam Scales				
Item Number	Part Number	Capacity	Beam Graduation	Counterpoise Weights
271120	854F100P	1000 Lb	100 Lb x 0.5 Lb	1000 Lb
271135	854F50P	500 Lb	100 Lb x 0.25 Lb	500 Lb



854F100P

Cylinder Filling Valve		
Item Number	Part Number	Part Description
122380	N201	Fills DOT Cylinders by Weight & is Designed for Beam Scales.
122381	N201-CFHA	Replacement Hose Assembly.



N201



N201-CFHA

Forklift Cylinder Brackets & Valve Wrenches

Forklift Cylinder Brackets		
Item Number	**Part Number**	**Part Description**
751500	TB-2	Horizontal for 33 1/2 & 43 1/2
751552	TB-67	Horizontal (Low Profile) for 33 1/2 & 43 1/2
751501	TB2-60	Toggle Latch For TB2



TB-67



TB-2



TB2-60

Valve Wrenches		
Item Number	**Part Number**	**Part Description**
404210	L20-1	BOT-L-Wrench Plug
404212	L20-2	BOT-L-Wrench Wrench
404214	20-3	BOT-L-Wrench Handle
404220	20-7	BOT-L-Wrench Lift Truck
403221	20-8	BOT-L-Wrench OPD
150637	MEP121	For POL Valves (2 Pcs.)
150639	MEP122	For QCC Valves (2 Pcs.)
150605	MEP125	Fits 1/2” Drive Tools
150101	51-C-110-001	Fits 1/2” Drive Tools



MEP122



MEP125



20-2



20-3



20-1



20-7



51-C-110-0001

Section F Index

• Anodes	139
• Brass Ball Valve w/Dielectric Union	134
• Continental Fittings	
• 90° Elbows	136
• Caps	135
• Chamfering Tools	135
• Flex Risers	138
• Full Coupling	136
• Reducing Coupling	135
• Reducing Tees	136
• Rigid Risers	137
• Tees	136
• Transition Couplings	137
• Transition Fitting	135
• Copper Tubing	133
• Detecto Tape	138
• Dielectric Copper Pigtails	134
• Dielectric Unions	134
• Flaring Tool	133
• Gastite	
• FlashShield CSST Reels	140
• Jacket Stripper	144
• Manifold Bracket	142
• Gastite Continued	
• Modular Stub System	142
• Multi-Port Manifolds	142
• Regulators	144
• Steel Conduit Coils	143
• Steel Conduit Sections	143
• Striker Plates	143
• Tubing Cutter	144
• Gastite XR3	
• Appliance Stub-Out	141
• Coupling	140
• Female Straight	140
• Male Straight	140
• Outlet Box	144
• Tee	140
• Termination	141
• Termination Bracket	141
• Termination w/Flange	141
• Poly Pipe	135
• Tracer Wire	138
• Tube Cutters	133
• Vapor Meters	139

Copper Tubing		
Item Number	**O.D. Size**	**Length**
220426	1/4”	50’ Coils
220430	3/8”	
220434	1/2”	
220438	5/8”	
220421	3/8”	100’ Coils
220422	1/2”	
220423	5/8”	

Other sizes & lengths available by special order.



Copper Tubing

Flaring Tool		
Item Number	**Part Number**	**Flares Sizes**
220807	945TH	1/8” to 3/4” OD



945TH

Tube Cutters		
Item Number	**Part Number**	**Flare Sizes**
221450	R70010	1/8” to 1 1/8” OD



R70010

Dielectric Ball Valve, Unions, & Pigtails

Brass w/ T-Handle *

Item Number	Part Number	Pipe Size FNPT	Includes
223103	101-403-DU	1/2”	Dielectric Union
223104	101-404-DU	3/4”	

** 600 PSIG Light Duty Brass Valves.*



101-404-DU

Steel Dielectric Unions

Item Number	Part Number	Size	Size
200110	701-403	1/2” FNPT	1/2” FNPT
200115	701-404	3/4” FNPT	3/4” FNPT
200130	701-405	1” FNPT	1” FNPT



701-404

MEC Space Saver Dielectric Unions

Item Number	Part Number	Pipe Size	Flare Size	OAL
150960	ME690-4-6	1/2” MNPT	3/8” Male Flare	3 3/8”
150963	ME690-6-6	3/4” MNPT		3 1/2”
150965	ME690-4-8	1/2” MNPT	1/2” Male Flare	3 1/2”
150968	ME690-6-8	3/4” MNPT		3 5/8”
150970	ME690-4-10	1/2” MNPT	5/8” Male Flare	3 5/8”
150973	ME690-6-10	3/4” MNPT		3 3/4”



ME690-4-6

Dielectric Copper Pigtails

Inlet	Outlet	Length	1/4” Tubing Size		3/8” Tubing Size	
			Item Number	Part Number	Item Number	Part Number
Dielectric Male POL 7/8” Hex	Economy Male POL 7/8” Hex	12”	121272	ME1664D-12	121278	ME1680D-12
		20”	121273	ME1664D-20	121279	ME1680D-20
	1/4” MNPT	12”	121276	ME1669D-12	-----	-----
		20”	121277	ME1669D-20	-----	-----
Dielectric Male POL 7/8” Hex	Standard Male POL 7/8” Hex	12”	121270	ME1662D-12	121280	ME1680LD-12
		20”	121271	ME1662D-20	121281	ME1680LD-20
	1/4” MNPT	12”	121274	ME1679D-12	-----	-----
		20”	121275	ME1679D-20	-----	-----



3/8” Tubing



1/4” Tubing



Dielectric POL



Economy POL



Standard POL



1/4” MNPT

Poly Pipe & Continental Poly Pipe Fittings

Poly Pipe		
Item Number	Size & Type	Roll Quantity
205013	1/2” CTS	150’
205000	1/2” CTS	500’
205012	3/4” IPS	150’
205001	3/4” IPS	500’
205010	1” IPS	150’
204999	1 1/4” IPS	150’
205005	2” IPS	150’



3/4” Poly

Chamfering Tools		
Item Number	Part Number	Size
205490	0000-33-6580-04	1/2” CTS
205492	0000-33-6580-13	3/4” IPS
205494	0000-33-6580-14	1” IPS
205496	0000-33-6580-15	1 1/4” IPS
205498	0000-33-6580-17	2” IPS



0000-33-6580-04



3259-53-1004-00

Caps		
Item Number	Part Number	Size
205482	3259-53-1004-00	1/2” CTS
205480	3259-53-1013-00	3/4” IPS

Reducing Coupling			
Item Number	Part Number	Size	Size
205501	3259-54-1304-00	1/2” CTS	3/4” IPS



3259-54-1304-00

Transition Fitting		
Item Number	Part Number	Size
205549	4646-00-1904-00	1/2” CTS
205551	4646-00-1913-00	3/4” IPS



4646-00-1904-00

Full Couplings

Item Number	Part Number	Size
205500	3259-52-1004-00	1/2” CTS
205502	3259-52-1013-00	3/4” IPS
205504	3259-52-1014-00	1” IPS
205506	3259-52-1015-00	1 1/4” IPS
205508	3259-52-1017-00	2” IPS



3259-52-1004-00

90° Elbows

Item Number	Part Number	Size
205516	3259-51-1004-00	1/2” CTS
205518	3259-51-1013-00	3/4” IPS
205520	3259-51-1014-00	1” IPS
205522	3259-51-1015-00	1 1/4” IPS
205524	3259-51-1017-00	2” IPS



3259-51-1004-00

Tees

Item Number	Part Number	Size
205526	3259-50-1004-00	1/2” CTS
205528	3259-50-1013-00	3/4” IPS
205530	3259-50-1014-00	1” IPS
205532	3259-50-1015-00	1 1/4” IPS
205534	3259-50-1017-00	2” IPS



3259-50-1004-00

Reducing Tees

Item Number	Part Number	Size	Branch Size
205536	3259-49-1304-00	3/4” IPS	1/2” CTS
205538	3259-49-1413-00	1” IPS	3/4” IPS



3259-49-1304-00

Transition Couplings			
Item Number	Part Number	Size	Size
205514	1332-00-0913-00	3/4” IPS	3/4” MNPT
205510	9943-99-0064-00	1/2” CTS	1/2” Copper
205512	9943-99-0065-00		5/8” Copper
205566	9943-99-0066-00	3/4” IPS	



1332-00-0913-00



9943-99-0064-00

Rigid Risers					
Item Number	Part Number	Pipe Size	Poly Size	Vertical Length	Horizontal Length
205540	9953-99-0520-00	3/4” MNPT	1/2” CTS	18”	19”
205542	1353-91-4604-00			30”	17”
205544	1353-91-4613-00		3/4” IPS	30”	16”
205548	1453-91-4614-00	1” MNPT	1” IPS	30”	16”
205550	1553-91-4615-0A	1 1/4” MNPT	1 1/4” IPS	30”	22”
205552	1752-91-4617-00	2” MNPT	2” IPS	36”	30”



1353-91-4604-00

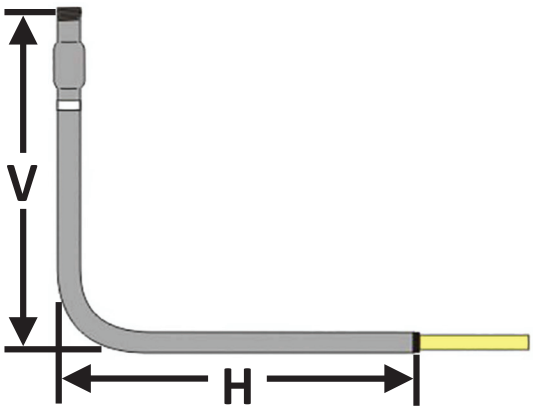

Flex Risers				
Item Number	Part Number	Pipe Size	Poly Size	Length
205554	1253-92-1004-36	1/2” MNPT	1/2” CTS	36”
205556	1253-92-1004-84			84”
205558	1353-92-1004-36	3/4” MNPT		36”
205560	1353-92-1004-84			84”
205562	1353-92-1013-36		3/4” IPS	36”
205564	1353-92-1013-84			84”



1353-92-1004-36

Tracer Wire		
Item Number	Part Number	Part Description
205011	22091	Roll of 500’ Wire



205011

Detecto Tape		
Item Number	Part Number	Part Description
205002	12513	Roll of 2” Tape x 1000’



205002

Caution: Buried Gas Line Below

Anodes & Vapor Meters

Anodes	
Item Number	**Part Description**
200100	9 Lb. H-1 Magnesium Anode
200105	17 Lb. H-1 Magnesium Anode
200120	6B Reference Electrode
200121	CPV-4 Anode Test Kit

Recommended Anode Use Chart	
Quantity	**For**
1	9 Lb. Anode for 250 Gallon Tank
1	17 Lb. Anode for 500 Gallon Tank
2	17 Lb. Anode for 1000 Gallon Tank



6B


9# H-1



CPV-4

Vapor Meters

Item Number	Part Number	Capacity - SCFH 1/2" WC Differential		Maximum Working Pressure - PSI	Inlet & Outlet
		Propane	Butane		
170030	AC-250TC	158	138	5	3/4" MNPT
170032	AL-425TC	268	234	10	1 1/4" MNPT

Other sizes are available for special order. *Factory refurbished meters are sometimes available by special quote.*



Replacement S/N/G		
Item Number	**Part Number**	**Part Description**
170022	20LT *	3/4" Stem, Nut, & Gasket
170023	30LT *	1 1/4" Stem, Nut, & Gasket

** Sold as 1 Stem, 1 Nut, & 1 Gasket.*


20LT


30LT

FlashShield CSST Reels

Item Number	Part Number	CSST Size	Reel Quantity
160200	FSP-8-250	1/2”	250’
160205	FSP-11-250	3/4”	250’
160210	FSP-16-150	1”	150’



FSP-8-250

XR3 Male Straight

Item Number	Part Number	CSST Size	MNPT Size	Case Quantity
160315	XR3FTG-8	1/2”	1/2”	24 Pcs.
160316	XR3FTG-11	3/4”	3/4”	24 Pcs.
160314	XR3FTG-16	1”	1”	12 Pcs.



XR3FTG-8



XR3FTGFM-8

XR3 Female Straight

Item Number	Part Number	CSST Size	MNPT Size	Case Quantity
160317	XR3FTGFM-8	1/2”	1/2”	24 Pcs.
160318	XR3FTGFM-11	3/4”	3/4”	24 Pcs.

XR3 Tee

Item Number	Part Number	CSST Size	CSST Size	CSST Size	Case Quantity
160125	XR3T-8	1/2”	1/2”	1/2”	12
160127	XR3T-11	3/4”	3/4”	3/4”	12
160129	XR3T-16	1”	1”	1”	6
160136	XR3T-16-11-11	1”	3/4”	3/4”	6



XR3T-8

XR3 Coupling

Item Number	Part Number	CSST Size	MNPT Size	Case Quantity
160235	XR3CPL-8	1/2”	1/2”	12 Pcs.
160240	XR3CPL-11	3/4”	3/4”	12 Pcs.
160245	XR3CPL-16	1”	1”	6 Pcs.



XR3CPL-8

XR3 Termination Fitting w/Flange

Item Number	Part Number	Termination Size	MNPT Size	Case Quantity
160220	XR3TRM-8	1/2” Term. Fitting - Sq. Flange	1/2”	12 Pcs.
160225	XR3TRM-11	3/4” Term. Fitting - Sq. Flange	3/4”	12 Pcs.
160230	XR3TRM-16	1” Term. Fitting - Sq. Flange	1”	6 Pcs.



XR3TRM-8



XR3TRM-8-NF

XR3 Termination Fitting

Item Number	Part Number	Termination Size	MNPT Size	Case Quantity
160250	XR3TRM-8-NF	1/2” Termination Fitting	1/2”	12 Pcs.
160255	XR3TRM-11-NF	3/4” Termination Fitting	3/4”	12 Pcs.

XR3 Termination Bracket

Item Number	Part Number	Termination Size	MNPT Size	Case Quantity
160275	XR3TRMBKT-8	1/2” Term. Bracket Fitting	1/2”	12 Pcs.
160280	XR3TRMBKT-11-11	3/4” Term. Bracket Fitting	3/4”	12 Pcs.



XR3TRMBKT-8



XR3-APSTUB-8

XR3 Appliance Stub-Out

Item Number	Part Number	Female CSST Size	MNPT Size	Case Quantity
160285	XR3-APSTUB-8	1/2”	1/2”	10 Pcs.
160290	XR3-APSTUB-11-11	3/4”	3/4”	10 Pcs.

1 1/2” Stub Length.

XR3 Appliance Stub-Out Long

Item Number	Part Number	Female CSST Size	MNPT Size	Case Quantity
160295	XR3-L-APSTUB-8	1/2”	1/2”	10 Pcs.
160300	XR3-L-APSTUB-11	3/4”	1/2”	10 Pcs.

2 1/4” Stub Length.



XR3-L-APSTUB-8

Modular Stub System			
Item Number	Part Number	Description	Case Quantity
160148	1/2X6STUB	1/2” M x 6” Straight Stub	10 Pcs.
160150	1/2X12STUB	1/2” M x 12” Straight Stub	10 Pcs.
160152	3/4X6STUB	3/4” M x 6” Straight Stub	10 Pcs.
160154	3/4X12STUB	3/4” M x 12” Straight Stub	10 Pcs.
160147	ANGLE-STUB-01	1/2” M x 4 1/2” x 72.5° Angle Stub	10 Pcs.
160156	STUB-BRACE	Stub Bracket - Fits All	1 Pc.



ANGLE-STUB-01



1/2X12STUB



1/2X6STUB



STUB-BRACE

Multi-Port Manifolds				
Item Number	Part Number	Inlet Size	Outlet Size	Case Quantity
160144	4-Portman	3/4” FNPT	4 Ports @ 1/2” FNPT	12 Pcs.
160146	5-Portman	3/4” FNPT	1 Port @ 3/4” FNPT & 5 Ports @ 1/2” FNPT	12 Pcs.



4-Portman

Manifold Bracket			
Item Number	Part Number	Description	Case Quantity
160158	MBRACE-1	Manifold Mounting Kit	12 Pcs.



MBRACE-1

Steel Conduit Sections			
Item Number	Part Number	Description	Case Quantity
160170	LFLOPPY-16	1 Foot Pc. of 1” Conduit Fits 1/2” CSST	50
160172	LFLOPPY-20	1 Foot Pc. of 1 1/4” Conduit Fits 3/4” CSST	25



LFLOPPY-16

Steel Conduit Coils			
Item Number	Part Number	Description	Coil Quantity
160174	FLOPPY16	1” Conduit — Fits 1/2” CSST	50 Ft.
160176	FLOPPY20	1 1/4” Conduit — Fits 3/4” CSST	50 Ft.



FLOPPY-16

Striker Plates			
Item Number	Part Number	Description	Case Quantity
160164	TFM201	Half Striker 3 x 7	50 Pcs.
160166	TFM203	Three Quarter Striker 3 x 8	50 Pcs.
160162	TFM204	Quarter Striker 3 x 2	100 Pcs.
160168	TFM205	Full Striker 3 x 12	25 Pcs.



TFM201



TFM204



TFM203



TFM205

XR3 Outlet Box			
Item Number	Part Number	Description	Case Quantity
160305	XR3OUTLETBOX-8	1/2” XR3 Fitting	1 Pc.
160310	XR3OUTLETBOX-11	3/4” XR3 Fitting	1 Pc.



XR3OUTLETBOX-8

Tubing Cutter		
Item Number	Part Number	Description
160110	GTCUTTER-SM2	Tubing Cutter 3/8” - 1”



GTCUTTER-SM2

Jacket Stripper		
Item Number	Part Number	Description
160350	STRP3-8	1/2” Jacket Stripper
160355	STRP3-11	3/4” Jacket Stripper
160352	STRP4-8-11	1/2” & 3/4” Jacket Stripper
160360	STRP4-16-20	1” & 1 1 /4” Jacket Stripper



STRP3-8



STRP4-16-20

Cavagna Regulators				
Item Number	Part Number	Inlet & Outlet	Inlet Pressure	Case Quantity
160106	44.0004	1/2” FNPT	2 PSI	20 Pcs.
160108	44.0003	3/4” FNPT	2 PSI	20 Pcs.



44.0004



44.0003

Section G Index

• Algas	
• Direct Fired Vaporizer	219
• Direct Fired Vaporizer Parts List	
• 40/40H	220-221
• 80/40H	222-223
• 120/60H	224-225
• 160H - 800H	226-227
• Second Sun™ Tank Heater	229
• Torrexx Vaporizer	229
• Zimmer Vaporizer	228
• Alternate Energy Vaporizer Parts	230
• Blackmer	
• Base Mounted Pumps	165
• Bottle Filling Pumps	164
• LG Series Parts List	166-169
• LGL Series Parts List	170-175
• TLGL Series Parts List	176-179
• Plant Pumps	165
• Repair Kits	180-182
• Truck Pumps	165
• Bypass Valves	
• Blackmer Bypass Valves	183
• Corken Bypass Valves	183
• Fisher Backpressure Valves	184
• Fisher Bypass Valves	184
• MEC Bypass Valves	185

• Corken	
• Autogas Parts List	149
• Autogas Pumps	148
• Base Mounted Compressors	188
• Compressor Accessories	188
• Compressors	186
• Compressor Repair Kits	189
• Coro-Flo® Parts List	147
• Coro-Flo® Pumps	146
• Coro-Vane® Base Mounted Pumps	151
• Coro-Vane® Parts List	152-154
• Coro-Vane® Pumps	150
• Repair Kits	155-157
• Z-Series Parts List	158-162
• Z-Series Pumps	150
• Krug Compressor	190
• Krug Hand Pump	190
• Liqua-Tech LPM-102 Parts List	192-195
• Liqua-Tech LPM-200 Parts List	196-202
• Liqua-Tech Meters	191
• Motor Bases	163
• Motors – Explosion Proof	163
• Neptune Meters	203
• Neptune 1” Parts List	204-206
• Neptune 1 1/4” & 1 1/2” Parts List	207-212
• Neptune 2” Parts List	213-218
• Pump Mounting Bases	151

Corken Coro-Flo® Pumps

Item Number	Part Number	Description	Inlet	Outlet	Weight Lbs. *	Motor Specs	GPM Thru Meter	Service Fill Time	
								20# Cylinder	100# Cylinder
140002	C10FD6A	Pump & Motor	1 1/4" MNPT	1" MNPT	85	2 HP Single Phase 115/208/230 Volt 50/60 Hertz	7	30 Seconds to 1 Minute	2 1/2 to 3 1/2 Minutes
140004	C10KD6A	Pump & Motor				1 HP Single Phase 208/230 Volt 50/60 Hertz			
140007	C12FD6A	Pump & Motor	1 1/2" MNPT	1" MNPT	85	2 HP Single Phase 115/208/230 Volt 50/60 Hertz	15	15 to 30 Seconds	2 to 3 Minutes
140021	C12GD6A	Pump & Motor				3 HP Three Phase 230/460 Volt 50/60 Hertz			
140009	C12KD6A	Pump & Motor				1 HP Single Phase 208/230 Volt 50/60 Hertz			
140012	C13FD6A	Pump & Motor	1 1/2" MNPT	1" MNPT	85	2 HP Single Phase 115/208/230 Volt 50/60 Hertz	23	10 to 20 Seconds	1 1/2 Minutes
140014	C13GD6A	Pump & Motor				3 HP Three Phase 230/460 Volt 50/60 Hertz			
140020	C14GD6A	Pump & Motor	1 1/2" MNPT	1" MNPT	150	3 HP Three Phase 230/460 Volt 50/60 Hertz	30	-----	Less Than 1 Minute
140070	C16GD6A	Pump & Motor	1 1/4" MNPT	1" MNPT	150	3 HP Three Phase 230/460 Volt 50/60 Hertz	9.8	-----	-----

** Weight corresponds to standard motor.*



Pump & Motor



ST-2275

Switch Only

Item Number	Part Number	Description
150375	ST-2275	3/4 HP & 1 HP Switch Only
140812	2275	
141149	ST-3784	2 HP Switch Only
141148	3784	

Starters

Item Number	Part Number	Description	Fits HP
140863	2277-X1	Motor Mounted Box w/2610 (P32)	1
140235	2277-X1	Motor Mounted Box w/4250 (P36)	
140872	2277-X2	Wall Mounted Box w/2610 (P32)	1
140871	2277-X2	Wall Mounted Box w/4250 (P36)	
140506	2277-X3	Motor Mounted Box	2
140504	2277-X4	Wall Mounted Box	2
141177	ST-2277	Box Cover	---
141176	ST-2339	Wall Mounted Box	
141188	2278	Switch Handle	

Heaters

Item Number	Part Number	Fits
140968	2574 (P28)	3/4 HP 2555 Motor
140836	2610 (P32)	1 HP 2556 Motor
140579	4250 (P36)	1 HP 4261-1 Motor or 2 HP 3760 Motor

Motor 4261 Does Not Require a Heater.



2610 (P-32)

Bypass Valves

Item Number	Part Number	Spring Range	Size	Fits
140300	B166B-75 BAU	50 - 150	3/4" FNPT	C10 & C12
140305	B166B-1 BAU		1" FNPT	C13 & C14
140306	B166B-1 CAU	100 - 225		

Parts Details for Models C10, C12, C13, C14, & C16

Reference: IF101Q

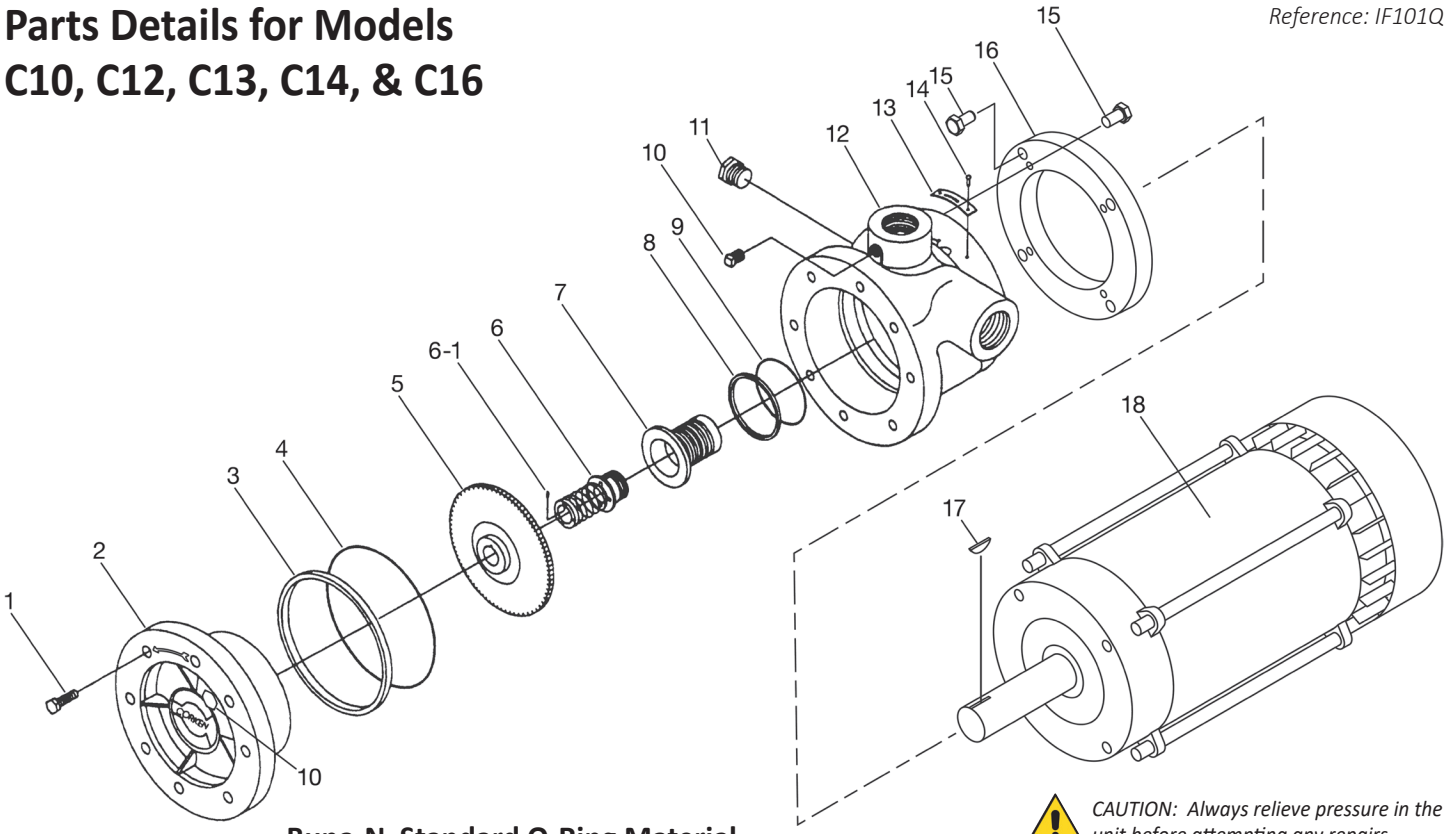

Buna-N Standard O-Ring Material

CAUTION: Always relieve pressure in the unit before attempting any repairs.

WARNING

Ref No.	Item Number	Part Number	Description	Qty.
1	140990	7001-031NC100A	Hex Head Cap Screw	8
2	Special Order	1001-0	Cover – Model 10	1
	Special Order	1001-2	Cover – Model 12	
	Special Order	1001-3	Cover – Model 13	
	Special Order	1001-4	Cover – Model 14	
	Special Order	1001-6	Cover – Model 16	
3	140560	1014 [1]	Case Clearance Shim (.002" Red)	As Req.
	140561	1014-1 [1]	Case Clearance Shim (.003" Green)	
4	140948	2-246A [1]	Case O-Ring (Buna-N)	1
5	140550	1003-0 [2]	Bronze Impeller – Model 10	1
	140555	1003-2 [2]	Bronze Impeller – Model 12	
	140556	1003-3 [2]	Bronze Impeller – Model 13	
	140557	1003-4 [2]	Bronze Impeller – Model 14	
	140564	1003-6 [2]	Bronze Impeller – Model 16	
6	140525	113-CXA6	Seal Assembly (Buna-N O-Rings)	1
6-1	Special Order	1009 [1]	Seal Pin	1
7	Special Order	1004-1 [3]	Seal Housing without Pin (Steel)	1
	140558	1004-1X [4]	Seal Housing with Pin (Steel)	
8	140562	1013	Housing Adjustment Shim (.010")	As Req.
	140563	1013-1	Housing Adjustment Shim (.020")	
9	140938	2-224A [1]	Housing O-Ring (Buna-N)	1
10	Special Order	3442	1/4" MNPT Pipe Plug	2

Ref No.	Item Number	Part Number	Description	Qty.
11	Special Order	3444	3/4" MNPT Pipe Plug	1
12	Special Order	1002-0	Case – Model 10	1
	Special Order	1002-2	Case – Model 12	
	Special Order	1002-3	Case – Model 13	
	Special Order	1002-4	Case – Model 14	
	Special Order	1002-6	Case – Model 16	
13	Special Order	1914-1	Nameplate	1
14	Special Order	7012-006SF019E	Phillips Head Screw 6-32 x 1/4"	2
15	140520	7002-037NC087A	Socket Head Cap Screw	8
16	Special Order	1015	Adapter Ring	1
17	140677	2497 [1]	Woodruff Key (Steel)	1
	Special Order	2497-1 [1]	Woodruff Key (Stainless Steel)	
18	Special Order	2557	Motor 3 HP – Models 14 & 16 (Three Phase)	1
	141182	4261	Motor 2 HP – Models 10, 12, & 13	
	141187	4261-1	Motor 1 HP – Models 10 & 12	
	Special Order	4885	Motor 3 HP – Models 14 & 16 (Single Phase)	

1. *Included with seal assembly/repair kit 113-CXA6.*
2. *For a ductile iron impeller, add a 1 to the end of the part number (example: model 10 with ductile iron is 1003-01).*
3. *Pin is not required for Buna-N, Neoprene® [5], & Viton® [5] O-Rings.*
4. *Pin is required for Teflon® [5] & Kalrez® [5] O-Rings.*
5. *Registered trademarks of the DuPont Company.*

Corken Autogas Bare Pumps

Item Number	Part Number	Inlet	Outlet	Shaft Size	Flow Rate	Differential Pressure	Mounting
140047	FF075CD6A	1 1/2" 300# RF Flange	1" 300# RF Flange	1"	22.5 GPM	145 PSI	Frame
140039	FF150CD6A				33.8 GPM	145 PSI	
140038	DLF150CD6A				33.8 GPM	145 PSI	Direct



FF075CD6A



DLF150CD6A



FF150-CD6A-101-14

Autogas Flange Set

Item Number	Part Number	Inlet	Outlet
140041	Flange, Bolt, & Gasket Set	1 1/2"	1"



140041

Corken Autogas Base Mounted Pumps

Item Number	Part Number	Motor Phase / HP	Motor	Motor Shaft Size	Frame Size	Voltage
140048	FF075-CD6A-101-14-213TC-5HP-SP	1 / 5	6038-2C7A1	1 1/8"	213TC	115/230
140042	FF150-CD6A-101-14-3650-213T-7	3 / 7.5	XP7/52		213T	208/ 230/460
140043	FF150-CD6A-101-14-3650-215TC-10	3 / 10	XP0102C	1 3/8"	215TC	

***101 Style** - Mounting includes Pump, Steel Baseplate, Lovejoys, and Guard.* *Motors Sold Separately on Page 163.*



HDPFF075-1P



HDPDLF150-3P75

Corken Autogas HDP Base Mounted Pumps

Item Number	Part Number	Bypass	RPM	Motor Phase / HP	Frame Size
140065	HDPFF075-1P75 w/VFD [1]	B166-1 CAU	3650	1 / 7.5	213T
140066	HDPFF075-3P75 [1]	B166-1 CAU	3650	3 / 7.5	213T
140068	HDPFF150-1P10 w/VFD [1]	B166-1 CAU	3650	1 / 10	215T
140069	HDPFF150-3P10 [1]	B166-1 CAU	3650	3 / 10	215T
140072	HDPDLF150-3P75 [2]	B166B-1CAU	3600	3 / 7.5	213TC

1. *Mounting includes Pump, Steel Baseplate, Motor, Bypass, Lovejoys, & Guard.*
2. *Mounting includes Pump, Motor, Bypass, & Lovejoys.*

Parts Details for Models 060, 075, & 150

Reference: IF102H

O-Ring Code	
A	Buna-N
B	Neoprene® [4]
D	Viton® [4]
G	Ethylene Propylene
K	Kalrez® [4]

Buna-N Standard O-Ring Material

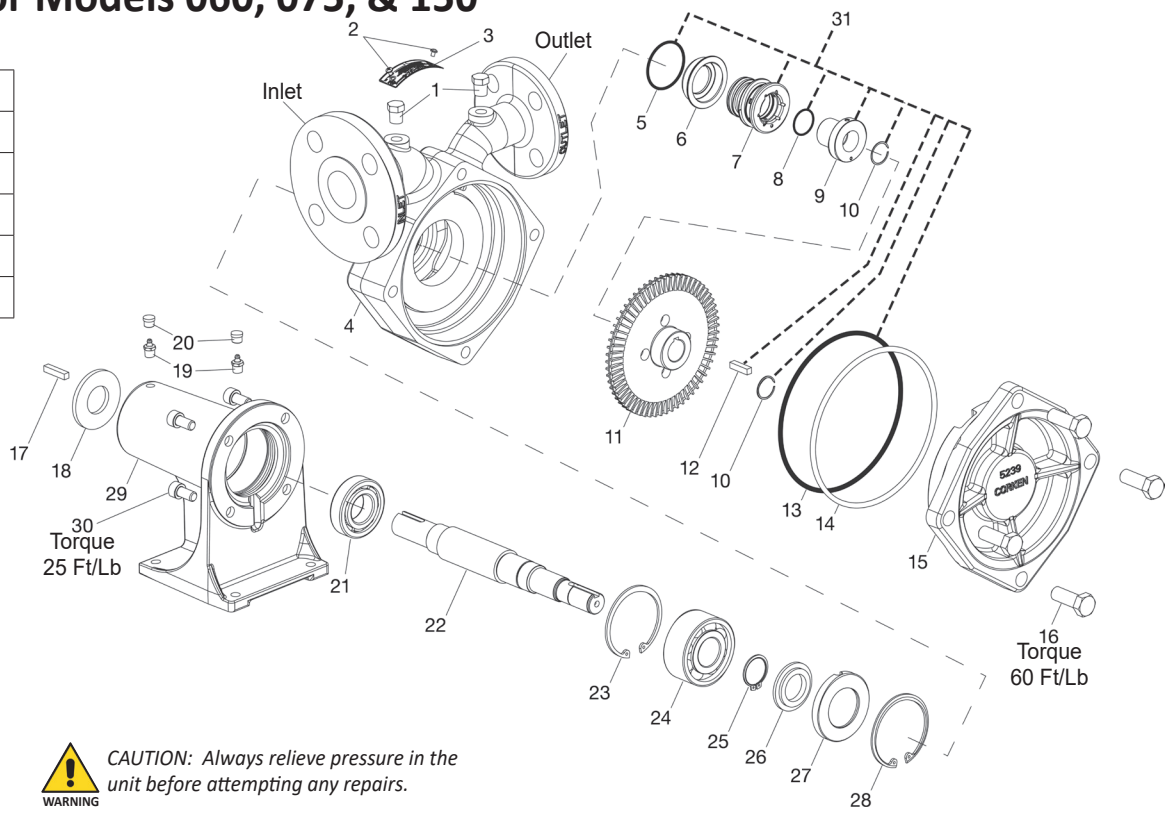

CAUTION: Always relieve pressure in the unit before attempting any repairs.

WARNING

Ref No.	Item Number	Part Number	Description	Qty.
1	Special Order	3442	1/4" MNPT Pipe Plug	2
2	Special Order	7012-0065F019E	Nameplate Screw	2
3	Special Order	1914-1	Nameplate	1
4	Special Order	5238-060	Case – Model 060 ASME Class 300 RF Flange (FF)	1
	Special Order	5238-75	Case – Model 075 ASME Class 300 RF Flange (FF)	
	Special Order	5238	Case – Model 150 ASME Class 300 RF Flange (FF)	
	Special Order	5238-061	Case – Model 060 DIN Flange (FD)	
	Special Order	5238-751	Case – Model 075 DIN Flange (FD)	
	Special Order	5238-1	Case – Model 150 DIN Flange (FD)	
5	Special Order	2-133_ [1,2]	Seal Housing O-Ring	1
6	Special Order	5244-1X	Seal Housing Assembly	1
7	Special Order	Not Sold Separately [2]	Seal Sub Assembly	1
8	Special Order	2-018_ [1,2]	Seal Sleeve O-Ring	1
9	Special Order	Not Sold Separately [2]	Seal Sleeve Assembly	1
10	140572	2760-88	7/8" Retainer Ring	1
11	Special Order	5240-060	Bronze Impeller – Model 060	1
	141420	5240-75	Bronze Impeller – Model 075	
	141178	5240	Bronze Impeller – Model 150	
	Special Order	5240-061	Stainless Steel Impeller – Model 060	
	Special Order	5240-751	Stainless Steel Impeller – Model 075	
	Special Order	5240-1	Stainless Steel Impeller – Model 150	
	Special Order	5240-062	Steel Impeller – Model 060	
	Special Order	5240-752	Steel Impeller – Model 075	
	Special Order	5240-2	Steel Impeller – Model 150	
12	Special Order	4244	Impeller Key	1

Ref No.	Item Number	Part Number	Description	Qty.
13	141179	2-260A [1,2]	Case O-Ring	1
14	-----	5248 [3]	Case Clearance Shim	1
15	Special Order	5239-060	Cover – Model 060	1
	Special Order	5239-75	Cover – Model 075	1
	Special Order	5239	Cover – Model 150	1
16	Special Order	7301-140MC040A	M14-2 X 40 mm Hex Head Bolt	4
17	Special Order	3226	Shaft Key	1
18	141242	3227	Bearing Plate	1
19	140862	2158	Grease Zerk	2
20	140817	2159	Lubricap	2
21	140855	2759	Single Row Ball Bearing	1
22	141192	5241-1	Shaft	1
23	141020	5000-281	Retainer Ring	1
24	140853	2758	Double Row Ball Bearing	1
25	140962	5102-118	Retainer Ring	1
26	140559	1006	Grease Seal	1
27	140666	1238	Bearing Cap	1
28	140963	5002-281	Retainer Ring	1
29	Special Order	1010-3	Mounting Frame	1
30	Special Order	7302-100MC020A	M10-1.5 X 22mm Allen Head Bolt	4
31	141180	3189-1XA6 [1]	Seal Assembly	1

1. *_Denotes O-Ring code. See chart above for details.*
2. *Included in seal assembly 3189-1X_6 [1].*
3. *The case clearance shim only applies to models prior to serial number prefix YU. For a complete explanation of Corken's serial number prefix codes, see page A400 (latest version) located in the "Policy and Prices" section of your sales catalog or service manual.*
4. *Registered trademarks of the DuPont Company.*

Corken Coro-Vane® Bare Pumps						
Item Number	**Part Number**	**Inlet**	**Outlet**	**Shaft Size**	**RPM**	**Flow Rate**
140050	521EGA6EE	2” FNPT	2” FNPT	1 1/8”	420 - 950	30 - 85 GPM
140120	1021EGA6MM	3” FNPT	3” FNPT			65 - 195 GPM
140193	Z2000HGA6EEU	2” FNPT	2” FNPT		500 - 800	41 - 76 GPM
140121	Z3500HGA6MT	3” FNPT	3” FNPT		420 - 800	52 - 197 GPM
140185	Z4500HGA6SP	4” 300# Flange	3” 300# Flange			190 - 382 GPM

Z3500 is a Replacement for Blackmer LGLD3F.



Z3500



521 / 1021



Z4500

Corken Z-Series Bare Truck Pumps						
Item Number	**Part Number**	**Inlet**	**Outlet**	**Shaft Size**	**RPM**	**Flow Rate**
140193	Z2000HGA6EEU	2” FNPT	2” FNPT	1 1/8”	500 - 800	41 - 76 GPM
140191	Z3200HGA6PGE	3” 300# Ansi Flange	2” FNPT Elbow			63 - 110 GPM
140194	Z4200HGA6SEM *	4” 300# Ansi Flange	2” Dual FNPT	1 1/4”		200 - 360 GPM

** Has a 3” MNPT Auxiliary Inlet.*



Z2000



Z3200



Z4200

Corken Coro-Vane® Base Mounted Pumps						
Item Number	Part Number	3 Phase Motor - HP	Motor	Motor Shaft Size	Frame Size	Voltage
140062	521-EGA6EE-103-9-640-184T-5	5	XP0054	1 1/8”	184T	230 /460
140187	Z2000-HGA6EEU-103-9-640-184T-5					
140063	521-EGA6EE-103-9-640-213T-7.5	7 1/2	XP/54	1 3/8”	213T	
140130	Z3500-HGA6MT-103-10-640-213T-7.5					
140060	521-EGA6EE-103-9-640-215T-10	10	XP0104	1 3/8”	215T	
140137	1021-EGA6MM-103-10-640-215T-10					
140131	Z3500-HGA6MT-103-10-640-215T-10					
140132	Z3500-HGA6MT-103-10-780-254T-15	15	XP0154	1 5/8”	254T	
140186	Z4500-HGA6SP-103-15-640-256T-20	20	XP0204	1 5/8”	256T	
140170	Z4500-HGA6SP-103-11-780-256T-20					
140172	Z4500-HGA6SP-103-11-780-284T-25	25	XP0254	1 7/8”	284T	

103 Style *- Mounting includes steel baseplate, adjustable driver slide base, V-belt drive and enclosed belt guard.*



103 Pump Series

Motors Sold Separately on Page 163.

Pump Mounting Base			
Item Number	Part Number	Part Description	Color
140494	ROCK3510TCW	Pump / Motor Mounting Base – Only *	White
140496	ROCK3002CPCW	Pump / Motor Belt Guard – Only	
140498	ROCK3000PCW	Pump / Motor Belt Guard Brackets (1 Pair) – Only	

** Universal Base - Pump & Motor Holes are pre-drilled for various sizes.*



ROCK3510TCW



ROCK3002CPCW



ROCK300PCW

Parts Details for Models 521 & 1021

Reference: IC101I

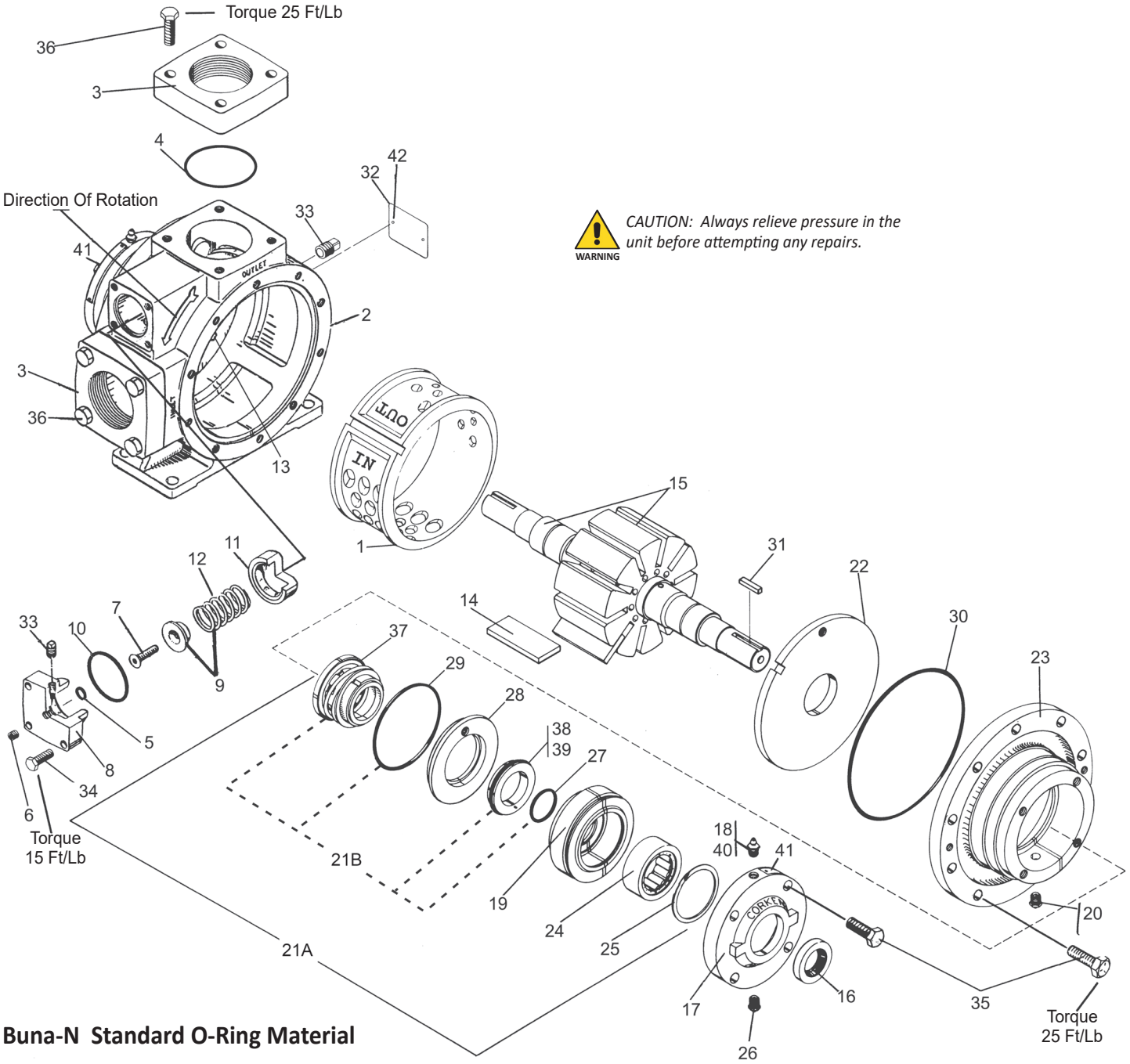

CAUTION: Always relieve pressure in the unit before attempting any repairs.

WARNING

Buna-N Standard O-Ring Material

Sideplate Replacement Instructions

Model 521

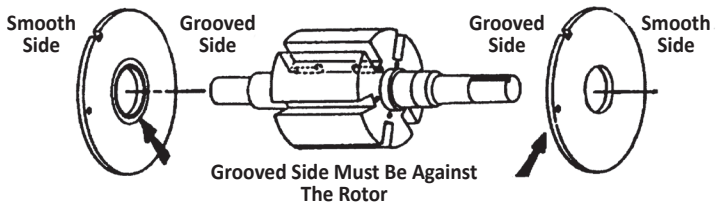

Model 1021

Install With Feeder Channel Against Rotor Pointing Toward The Outlet.

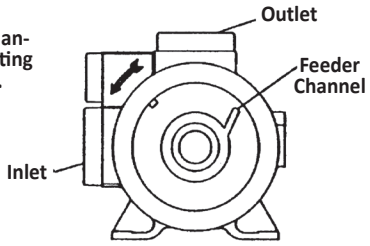

Coro-Vane® Pump Parts List

Reference: IC101I

Ref No.	Item Number	Part Number	Description	Qty.
1	140610	1162-2	Cam (521)	1
	140650	1201-2	Cam (1021)	1
2	Special Order	2832	Case (521)	1
	Special Order	2841	Case (1021)	1
3	140628	1172-2.5	Flange – 2 1/2" Standard (521)	1
	140627	1172-2	Flange – 2" Standard (521)	1
	Special Order	1172-1.5	Flange – 1 1/2" NPT, Optional (521)	1
	140627	1172-2	Flange – 2" NPT, Optional (521)	1
	Special Order	1172-2S	Flange – 2" Weld, Optional (521)	1
	140628	1172-2.5	Flange – 2 1/2" NPT, Optional (521)	1
	Special Order	1172-2.5S	Flange – 2 1/2" Weld, Optional (521)	1
	140651	1206-3	Flange – 3" Standard (1021)	2
	Special Order	1206-3S	Flange – 3" Weld, Optional (1021)	2
	Special Order	1206-4	Flange – 4" NPT, Optional (1021)	2
	Special Order	1206-4S	Flange – 4" Weld, Optional (1021)	2
4	140940	2-234A [1]	Flange O-Ring (521)	2
	140946	2-245A [1]	Flange O-Ring 3" (1021)	2
	140949	2-249A [1]	Flange O-Ring 4"(1021)	2
5	140930	2-112A [1]	Adjusting Screw O-Ring	1
6	140842	2590	Flush Plug – 1/8" NPT	1
7	140814	2252	Relief Valve Adjusting Screw	1
8	140617	1174	Valve Cap (521)	1
	140653	1207	Valve Cap (1021)	1
9	140724	1242-X	Relief Valve Spring & Guide (521)	1
	140658	1227	Relief Valve Spring Guide (1021)	1
10	140938	2-224A [1]	Relief Valve Cap O-Ring (521)	1
	140939	2-228A [1]	Relief Valve Cap O-Ring (1021)	1
11	140717	1241	Relief Valve (521)	1
	140656	1224	Relief Valve (1021)	1
12	Special Order	1242	Relief Valve Spring (521)	1
	140657	1226	Relief Valve Spring (1021)	1
13	Special Order	1170	Cam Key (521)	1
	140632	1170-X	Cam Key w/Pins (521)	1
	Special Order	1309	Cam Key (1021)	1
	140681	1309-X	Cam Key w/Pins (1021)	1
14	140626	1168-7	Blade (521)	10
	140716	1308-9	Blade (1021)	10
15	140619	1166-1X1R	Rotor & Shaft Assembly (521)	1
	140654	1208-1X1R	Rotor & Shaft Assembly (1021)	1
16	140740	1358	Grease Seal	2
17	140618	1164-1	Bearing Cap	2
18	140862	2158	Grease Zerk – 1/8" NPT	2
19	140800	1769	Bearing Housing	2
20	140725	1343	Seal Vent Relief Fitting – 1/8" NPT	2

Ref No.	Item Number	Part Number	Description	Qty.
21A	140801	1769-XA6 [1]	Complete Seal Assembly Kit. Includes bearing housing, seat adapter plate, bearings, retainer rings, seal, & O-Rings.	2
21B	140802	1769-XRA6 [1]	Seal Assembly Field Replacement Kit. Includes only the seal & O-Rings.	2
22	140615	1163-2 [4]	Sideplate (521)	2
	140660	1209-1 [4]	Sideplate (1021)	2
23	Special Order	1161-4	Head (521)	2
	140652	1205-4	Head (1021)	2
24	140850	2754-X	Roller Bearing – Complete	2
	140852	2755	Bearing Inner Race	2
	140827	2754	Bearing Outer Race	2
25	140854	2760-244	Retainer Ring	2
26	140725	1343	Grease Relief Fitting – 1/8" NPT	2
27	140935	2-128A	Shaft O-Ring (Buna-N Only)	2
28	140824	1822	Seat Adapter Plate	2
29	140945	2-240A [1]	Adapter Plate O-Ring	2
30	140950	2-261A [1]	Case O-Ring (521)	2
	140955	2-268A [1]	Case O-Ring (1021)	2
31	140813	2270	Key – 1/4"	2
32	Special Order	2949	Nameplate	1
33	Special Order	3442	Plug – 1/4" NPT	1
34	Special Order	7001-031NC125A	Hex Head Bolt – 5/16"-18 x 1 1/4" (521)	4
	140540	7001-037NC125A	Hex Head Bolt – 3/8"-16 x 1 1/4" (1021)	4
35	140540	7001-037NC125A	Hex Head Bolt – 3/8"-16 x 1 1/4" (521)	28
	140540	7001-037NC125A	Hex Head Bolt – 3/8"-16 x 1 1/4" (1021)	32
36	140546	7001-037NC150A	Hex Head Bolt – 3/8"-16 x 1 1/2"	8
37	-----	Not Sold Separately [2]	Retainer	2
38	-----	Not Sold Separately [2]	Seal Seat	2
39	140931	2-227A [1]	Seal Seat O-Ring	2
40	140817	2159	Lubricap #2	2
41	Special Order	1359	Lubrication Instruction Tag	2
42	Special Order	7003-004DR0198	Round Head Plated Drive Screw – 4 x 3/16"	2

Material Code	
A	Buna-N
B	Neoprene® [3]
D	Viton® [3]
E	Teflon® [3]

1. *_denotes material code. See material code chart for details.*
2. *Not Sold Separately. Available with 1769-X_6 [1], & 1769-XR_6 [1] only.*
3. *Registered Trademark of the DuPont company.*
4. *See Sideplate replacement instructions.*

Buna-N Standard O-Ring Material

1769 Series Seal Assembly Parts Details for Models 521 & 1021

Reference: IC101I

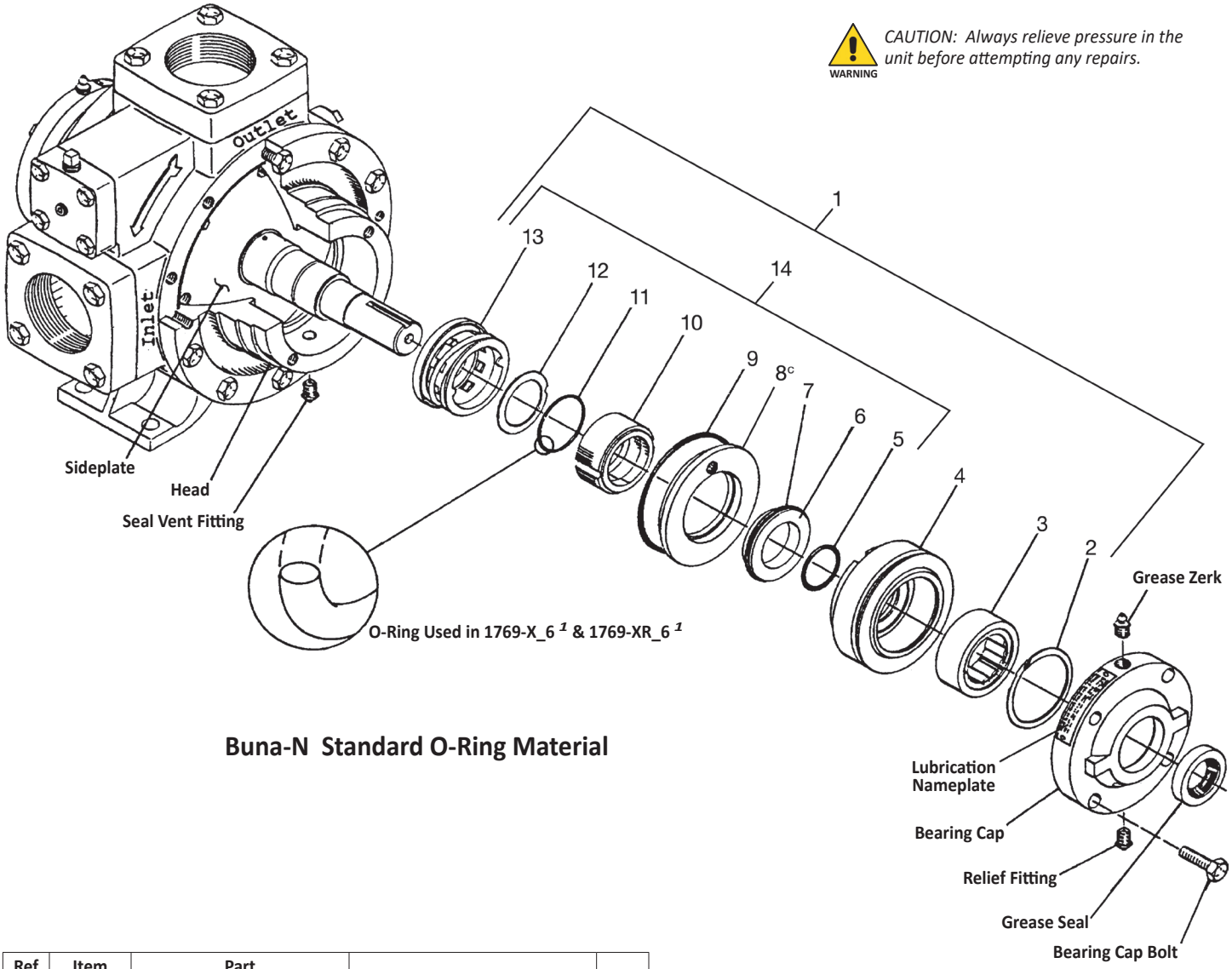

CAUTION: Always relieve pressure in the unit before attempting any repairs.

WARNING

Ref No.	Item Number	Part Number	Description	Qty.
1	140801	1769-XA6 [1]	Complete Seal Assembly	1
2	140854	2760-244	Retainer Ring	1
3	140850	2754-X	Roller Bearing – Complete	1
	140827	2754	Bearing Outer Race	1
	140852	2755	Bearing Inner Race	1
4	140800	1769	Bearing Housing	1
5	140935	2-128A [1]	Shaft O-Ring	1
6	-----	Not Sold Separately [4]	Seal Seat	1
7	140931	2-227A [1]	Seal Seat O-Ring	1
8	140824	1822 [3]	Seat Adapter Plate	1
9	140945	2-240A [1]	Adapter Plate O-Ring	1
10	-----	Not Sold Separately [4]	Carbon Seal	1
11	140936	2-223A [1]	Rotor O-Ring	1
12	-----	Not Sold Separately [4]	Disc	1
13	-----	Not Sold Separately [4]	Retainer Assembly	1
14	140802	1769-XRA6 [1]	Field Replacement Seal Assembly	1

1. *_denotes material code. See material code chart for details.*
2. *Registered Trademark of the DuPont company.*
3. *Not included in field replacement seal assembly.*
4. *Not Sold Separately. Available with 1769-X_6 [1], & 1769-XR_6 [1] only.*

Material Code	
A	Buna-N
B	Neoprene® [2]

521 & 1021 Coro-Vane® Pump Repair Kits

	521 / 522			1021 / 1022		
Description	**Item Number**	**Part Number**	**Qty.**	**Item Number**	**Part Number**	**Qty.**
Repair Kit	*140874*	*2904-X26 **	*1*	*140890*	*2906-X26 **	*1*
Sideplate	140615	1163-2	2	140660	1209-1	2
Vane	140626	1168-7	10	140716	1308-9	10
Grease Seal	140740	1358	2	140740	1358	2
Seal Assembly	140802	1769-XRA	2	140802	1769-XRA	2
Buna-N O-Ring	140930	2-112A	1	140930	2-112A	1
Buna-N O-Ring	140938	2-224A	1	140939	2-228A	1
Buna-N O-Ring	140931	2-227A	2	140946	2-245A	2
Buna-N O-Ring	140940	2-234A	2	140949	2-249A	2
Buna-N O-Ring	140950	2-261A	2	140955	2-268A	2
Flange Gasket	140816	2010	3	-----	-----	-----
Grease Seal	140811	2014	1	140811	2014	1
Roller Bearing	140850	2754-X	2	140850	2754-X	2

** Repair Kits Include All Parts Listed Above.*

1521 Pump Repair Kits

	1521 / 1522		
Description	**Item Number**	**Part Number**	**Qty.**
*Repair Kit **	*140894*	*2907-X36 **	*1*
Sideplate – Left	140915	3476L	1
Sideplate – Right	140916	3476R	1
Vane	140917	3477	6
Grease Seal	140740	1358	2
Seal Assembly	140802	1769-XRA6	2
Buna-N O-Ring	140940	2-234A	3
Buna-N O-Ring	140943	2-238A	1
Buna-N O-Ring	140946	2-245A	1
Buna-N O-Ring	140949	2-249A	1
Buna-N O-Ring	140955	2-268A	2
Grease Seal	140811	2014	1
Roller Bearing	140850	2754-X	2
Bearing	**Special Order**	3209	1

** Repair Kits Include All Parts Listed Above.*

Coro-Vane® Pump Parts

Part Description	**Item Number**	**Part Number**	**Fits**
Rotor & Shaft	140619	1166-1X1R	**521 / 522**
	140654	1208-1X1R	**1021 / 1022**
	140909	3350-X1R	**1521 / 1522**
	140910	3350-X2R *	**1522**
Cam	140610	1162-2	**521 / 522**
	140650	1201-2	**1021 / 1022**
	140807	1792-1	**1521 / 1522**

** Rotor & Shaft is Double End.*

Z2000 & Z3200 Pump Repair Kits

	Z2000			Z3200		
Description	**Item Number**	**Part Number**	**Qty.**	**Item Number**	**Part Number**	**Qty.**
Repair Kit	*140195*	*3193-X16 **	*1*	*140196*	*3195-X16 **	*1*
Buna-N O-Ring	140938	2-224A	1	140938	2-224A	1
Buna-N O-Ring	140970	2-231A	2	140940	2-234A	2
Roller Bearing	140850	2754-X	2	140850	2754-X	2
Vane Driver	140352	4262-X	3	140352	4262-X	3
Vane	145006	4428	6	140571	4232	6
Seal Assembly	140201	4431-XA6	2	140201	4431-XA6	2
Thrust Bearing	140500	4432	2	140500	4432	2
Thrust Mounting Ring	140501	4435	2	140501	4435	2
Shim (0.002”) - Red	140502	4439	8	140502	4439	8
Shim (0.010”) - Brown	140356	4439-1	2	140356	4439-1	2
Shim (0.020”) - Yellow	140503	4439-2	2	140503	4439-2	2
Grease Seal	140511	4441	2	140511	4441	2
Shaft Key	140813	2270	1	140813	2270	1

** Repair Kits Include All Parts Listed Above.* *Shims Are Available In A Kit. See Below.*

Z2000 & Z3200 Pump Rebuild Kits

	Z2000			Z3200		
Description	**Item Number**	**Part Number**	**Qty.**	**Item Number**	**Part Number**	**Qty.**
Rebuild Kit	*140974*	*3194-X16 **	*1*	*140713*	*3196-X16 **	*1*
Cam	145004	4414	1	140353	4242	1
Sideplate	140190	4427	2	140581	4231	2

** Rebuild Kits Include All Parts In The Repair Kit Plus the Cam & Sideplate.*

Z2000 & Z3200 Pump Full Rebuild Kits

	Z2000			Z3200		
Description	**Item Number**	**Part Number**	**Qty.**	**Item Number**	**Part Number**	**Qty.**
Full Rebuild Kit	*140985*	*3194-X36 **	*1*	*140723*	*3196-X36 **	*1*
Rotor & Shaft	140181	4430-X2R	1	140998	4495-X2R	1

** Full Rebuild Kits Include All Parts In The Rebuild Kit Plus the Rotor & Shaft.*

Pump Shim Kit

Item Number	Part Number	Part Description
140509	4439-X1	Pump Shim Kit Includes: (10) - 4439, (4) - 4439-1, & (2) - 4439-2

Z3500, Z4200 & Z4500 Pump Repair Kits

	Z3500			Z4200 & Z4500		
Description	**Item Number**	**Part Number**	**Qty.**	**Item Number**	**Part Number**	**Qty.**
Repair Kit	*140202*	*3195-X26 **	*1*	*140197*	*3197-X16 **	*1*
O-Ring – Buna-N	140939	2-228A	1	140940	2-234A	1
O-Ring – Buna-N	---	---	2	140970	2-231A	2
Roller Bearing	140850	2754-X	2	140517	4460-X	2
Vane Driver	141552	5554-X	3	140513	4449-X	3
Vane	141152	3936	6	140198	4448	6
Seal Assembly	140394	6660-XA6	2	140199	4464-XA6	2
Thrust Bearing	140500	4432	2	141215	4453	2
Thrust Mounting Ring	140501	4435	2	141210	4454	2
Shim (0.002”) - Red	140502	4439	8	Special Order	4458	8
Shim (0.010”) - Brown	140356	4439-1	2	Special Order	4458-1	2
Shim (0.020”) - Yellow	140503	4439-2	2	Special Order	4458-2	2
Grease Seal	140511	4441	2	140514	4463	2
Shaft Key	140813	2270	1	Special Order	4459	1

** Repair Kits Include All Parts Listed Above.* *Shims Are Available In A Kit. See Below.*

Z3500, Z4200 & Z4500 Pump Rebuild Kits

	Z3500			Z4200 & Z4500		
Description	**Item Number**	**Part Number**	**Qty.**	**Item Number**	**Part Number**	**Qty.**
Rebuild Kit	*140715*	*3196-X26 **	*1*	*140175*	*3198-X16 **	*1*
Cam	140184	5539	1	140515	4443	1
Sideplate	141033	3935	2	140512	4446	2

** Rebuild Kits Include All Parts In The Repair Kit Plus the Cam & Sideplate.*

Z3500, Z4200 & Z4500 Pump Full Rebuild Kits

	Z3500			Z4200 & Z4500		
Description	**Item Number**	**Part Number**	**Qty.**	**Item Number**	**Part Number**	**Qty.**
Full Rebuild Kit	*140718*	*3196-X46 **	*1*	*140182*	*3198-X36 **	*1*
Rotor & Shaft	140659	1208-1X6R	1	140516	4444-X2R	1

**Full Rebuild Kits Include All Parts In The Rebuild Kit Plus the Rotor & Shaft.*

Pump Shim Kits

Item Number	Part Number	Part Description
140509	4439-X1	Pump Shim Kit Includes: (10) - 4439, (4) - 4439-1, & (2) - 4439-2
141218	4458-X1	Pump Shim Kit Includes: (10) - 4458, (4) - 4458-1, & (2) - 4458-2

Parts Details for Models Z/ZH/ZX/ZXH2000

Reference: ID105L

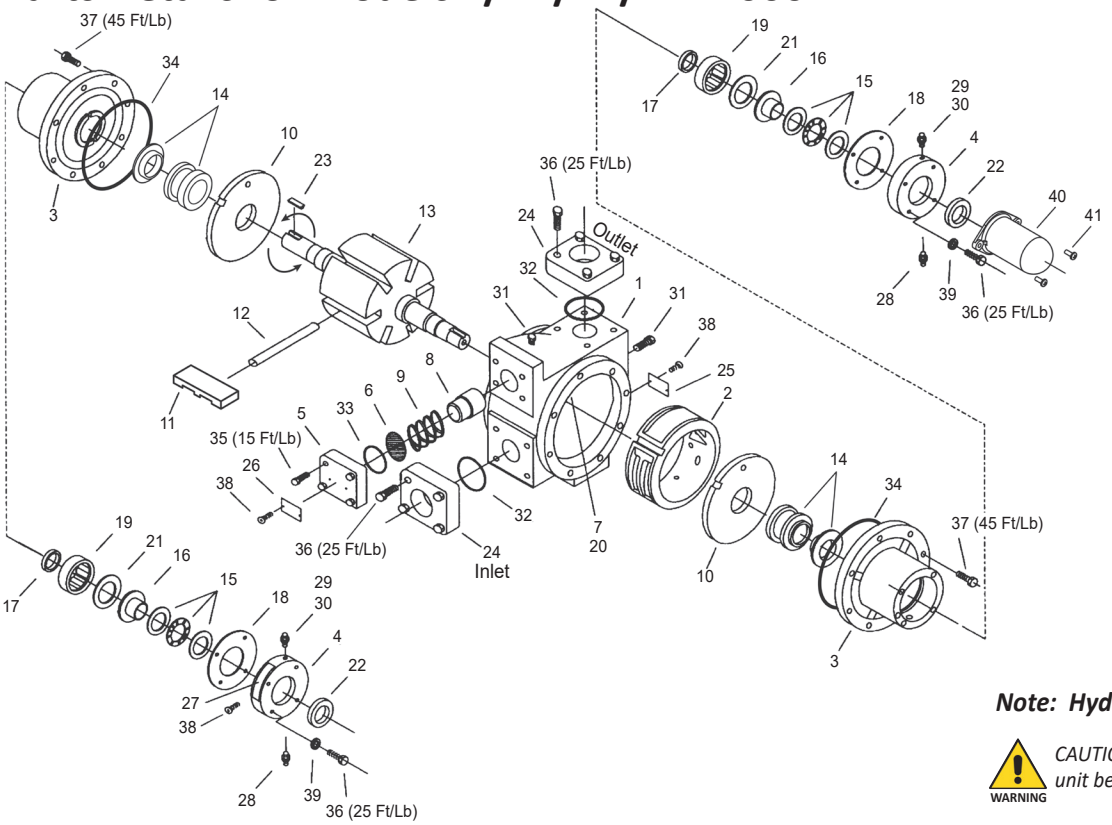

O-Ring Code	
A	Buna-N
B	Neoprene® [1]
D	Viton® [1]
E	Teflon® [1]

Buna-N Standard O-Ring Material

Note: Hydraulic motor is not shown.

CAUTION: Always relieve pressure in the unit before attempting any repairs.

WARNING

Ref No.	Item Number	Part Number	Description	Qty.
1	Special Order	4413	Case	1
2	145004	4414	Cam	1
3	Special Order	4416	Head	2
4	145001	4417	Bearing Cap	2
5	Special Order	1174-3	Relief Valve Cap	1
6	140355	4282	Shim (Z2000, ZH2000)	1
	140355	4282	Shim (ZX2000, ZXH2000)	3
7	Special Order	4424	Cam Key	1
8	140510	4425	Relief Valve	1
9	Special Order	4426	Relief Valve Spring (Z2000, ZH2000)	1
	140712	1240	Relief Valve Spring (ZX2000, ZXH2000)	1
10	140190	4427	Sideplate	2
11	145006	4428 [2]	Vane	6
12	140352	4262-X	Vane Driver	3
13	140181	4430-X2R	Rotor – Shaft Assembly	1
14	Special Order	4431-XA2 [3]	Mechanical Seal Assy – Cast Iron	2
	140201	4431-XA6 [3]	Mech Seal Assy – Silicone Carbide	2
15	140500	4432	Thrust Bearing Assembly	2
16	140501	4435	Bearing Race Mounting Ring	2
17	140787	4438	Grease Seal	2
18	140502	4439	Bearing Cap Shim (.002) Red	As Req.
	140356	4439-1	Bearing Cap Shim (.010) Brown	
	140503	4439-2	Bearing Cap Shim (.020) Yellow	
19	140850	2754-X	Roller Bearing	2
20	140708	3253	Cam Key Pin	2

Ref No.	Item Number	Part Number	Description	Qty.
21	140854	2760-244	Retainer Ring	2
22	140511	4441	Grease Seal	2
23	140813	2270	Shaft Key – 1/4" x 1 9/16"	2
24	Special Order	4479-2	Flange – 2" NPT	2
	Special Order	4479-2S	Flange – 2" Welded	2
25	Special Order	2649	Nameplate	1
26	Special Order	4248	Relief Valve Nameplate (Z2000, ZH2000)	1
	Special Order	4248-1	Relief Valve Nameplate (ZX2000, ZXH2000)	1
27	Special Order	1359	Lubrication Instruction Plate	2
28	140725	1343	1/8" NPT Relief Fitting	2
29	140862	2158	1/8" NPT Grease Zerk	2
30	140817	2159	Lubricap	2
31	Special Order	3442	1/4" NPT Pipe Plug	2
32	140970	2-231A [3]	O-Ring – Flange	2
33	140938	2-224A [3]	O-Ring – Relief Valve Cap	1
34	140950	2-261A [3]	O-Ring – Case	2
35	Special Order	7001-031NC125A	Bolt – Hexagon Head	4
36	140546	7001-037NC150A	Bolt – Hexagon Head	16
37	140524	7001-043NC125A	Bolt – Hexagon Head	16
38	Special Order	7012-006SF025E	Screw	8
39	Special Order	7206-037A	Lock Washer	8
40	140603	4985	Shaft Protector	1
41	140545	7012-010SF050E	Screw	2

1. Registered trademark of the DuPont Company.
2. Slots in vanes must face TOWARDS the direction of rotation.
3. _Denotes O-Ring code. See chart above.

Parts Details for Models Z/ZH3200

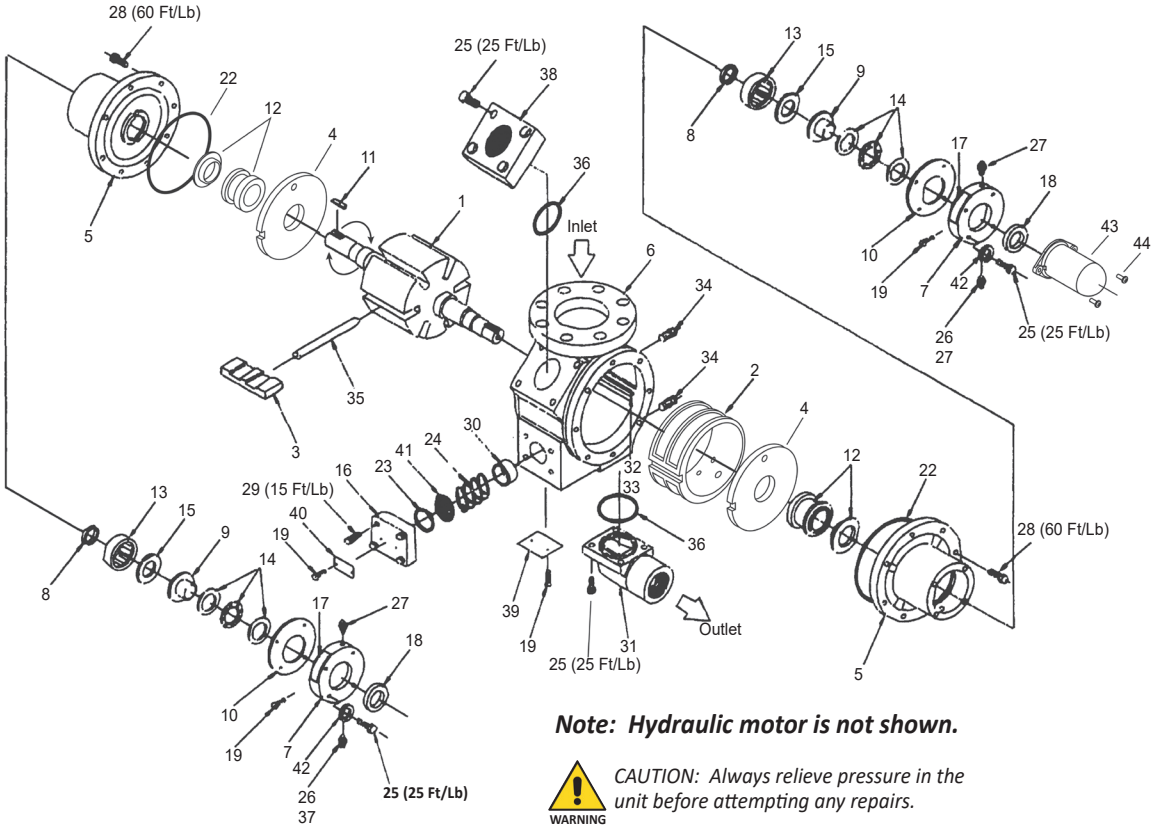

O-Ring Code	
A	Buna-N
B	Neoprene® [1]
D	Viton® [1]
E	Teflon® [1]

Buna-N Standard O-Ring Material

Note: Hydraulic motor is not shown.

CAUTION: Always relieve pressure in the unit before attempting any repairs.

WARNING

Ref No.	Item Number	Part Number	Description	Qty.
1	140998	4495-X2R	Rotor Shaft Assembly	1
2	140353	4242	Cam	1
3	140571	4232 [3]	Vane	6
4	140581	4231	Sideplate	2
5	Special Order	4488	Head	2
6	Special Order	4239	Case	1
7	145001	4417	Bearing Cap	2
8	140787	4438	Grease Seal	2
9	140501	4435	Mounting Ring	2
10	140502	4439	Bearing Cap Shim (.002) Red	As Req.
	140356	4439-1	Bearing Cap Shim (.010) Brown	
	140503	4439-2	Bearing Cap Shim (.020) Yellow	
11	140813	2270	Shaft Key	2
12	Special Order	4431-XA2 [2]	Mechanical Seal Assembly – Cast Iron	2
	140201	4431-XA6 [2]	Mechanical Seal Assembly – Silicon Carbide	
13	140827	2754	Bearing Outer Race	2
14	140500	4432	Thrust Bearing Assembly	2
15	140854	2760-244	Retainer Ring	2
16	Special Order	1174-2	Relief Valve Cap	1
17	Special Order	1359	Lubrication Instruction Plate	2
18	140511	4441	Grease Seal	2
19	Special Order	7012-006SF019E	Screw	8
20	—	—	Not Shown	-
21	—	—	Not Shown	-
22	140957	2-262A [2]	O-Ring – Case	2
23	140938	2-224A [2]	O-Ring – Relief Valve Cap	1
24	140712	1240	Relief Valve Spring	1
25	140546	7001-037NC150A	Hex Head Bolt – 3/8”-16 x 1 1/2”	16
26	140862	2158	1/8” NPT Grease Zerk	2
27	140725	1343	1/8” NPT Relief Fitting	4
28	Special Order	7001-050NC150A	Hex Head Bolt – 1/3”-13 x 1 1/2”	16

Ref No.	Item Number	Part Number	Description	Qty.
29	Special Order	7001-031NC125A	Hex Head Bolt – 5/16”-16 x 1 1/4”	4
30	140717	1241	Relief Valve	1
31	Special Order	1172-1.5	Outlet Flange – 1.5” NPT	1
	Special Order	1172-1.5S	Outlet Flange – 1.5” WF	1
	140627	1172-2	Outlet Flange – 2” NPT	1
	Special Order	1172-2S	Outlet Flange – 2” WF	1
	Special Order	1947	Outlet Flange – 1.5” NPT 90°	1
	140351	4243	Outlet Flange – 2” NPT 90°	1
	Special Order	5520	Outlet Flange – 2” Steel WF	
32	Special Order	4241	Cam Key	1
33	140708	3253	Cam Key Pin	1
34	Special Order	3442	1/4” NPT Pipe Plug	1
35	140352	4262-X	Vane Driver	3
36	140940	2-234A [2]	O-Ring – Flange	1
37	140817	2159	Lubricap	2
38	Special Order	1172-1.5	Aux. Inlet Flange – 1.5” NPT	1
	Special Order	1172-1.5S	Aux. Inlet Flange – 1.5” WF	1
	140627	1172-2	Aux. Inlet Flange – 2” NPT	1
	Special Order	1172-2S	Aux. Inlet Flange – 2” WF	1
	Special Order	1920-3	Aux. Inlet Flange – Blind	1
	140351	4243	Aux. Inlet Flange – 2” NPT 90°	1
39	Special Order	2649	Nameplate	1
40	Special Order	4248	Relief Valve Nameplate	1
41	140355	4282	Relief Valve Shim	As Req.
42	Special Order	7206-037A	3/8” Lock Washer	8
43	140603	4985	Shaft Protector	1
44	140545	7012-010SF050E	Screw	2

1. *Registered trademarks of the DuPont Company.*
2. *_Denotes O-Ring code. See chart above.*
3. *Slots in vanes must face TOWARDS the direction of rotation.*

Parts Details for Models Z3500

Reference: ID105L

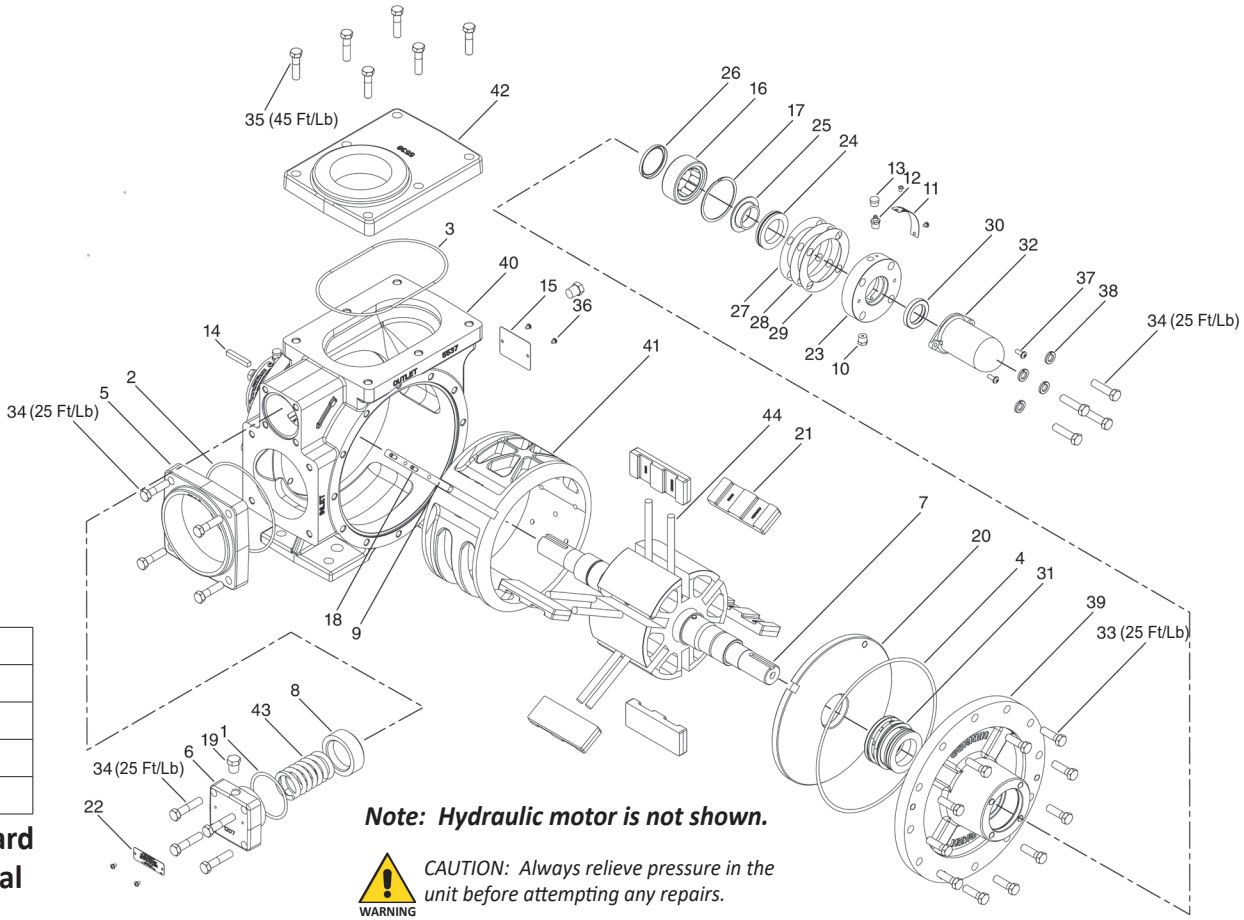

Note: Hydraulic motor is not shown.

CAUTION: Always relieve pressure in the unit before attempting any repairs.

WARNING

O-Ring Code	
A	Buna-N
B	Neoprene® [1]
D	Viton® [1]
E	Teflon® [1]

Buna-N Standard O-Ring Material

Ref No.	Item Number	Part Number	Description	Qty.
1	140939	2-228A [2]	O-Ring	1
2	140946	2-245A [2]	O-Ring	1
3	140631	2-259A [2]	O-Ring	1
4	140955	2-268A [2]	O-Ring	2
5	140651	1206-3	Inlet Flange – 3” NPT	1
	Special Order	1206-4	Inlet Flange – 4” NPT	1
	Special Order	1206-3S	Inlet Flange – 3” WF	1
	Special Order	1206-4S	Inlet Flange – 4” WF	1
6	Special Order	1207-2	Relief Valve Cap	1
7	140659	1208-1X6R	Rotor Shaft Assembly	1
8	140656	1224	Relief Valve	1
9	Special Order	1309	Cam Key	1
10	140725	1343	Grease Relief Fitting	2
11	Special Order	1359	Lubrication Plate	2
12	140862	2158	Grease Zerk	2
13	140817	2159	Lubricap	2
14	140813	2270	Shaft Key – 1/4”	1
15	Special Order	2649	Nameplate	1
16	140850	2754-X	Roller Bearing	2
17	140854	2760-244	Retainer Ring	2
18	140708	3253	Cam Key Pin	2
19	Special Order	3442	Pipe Plug – 1/4” NPT	2
20	141033	3935	Sideplate	2
21	141152	3936 [3]	Vane	6
22	Special Order	4248	Relief Valve Warning Tag	1
23	145001	4417	Bearing Cap	2
24	140500	4432	Thrust Bearing Assembly	2
25	140501	4435	Thrust Bearing Mounting Ring	2

Ref No.	Item Number	Part Number	Description	Qty.
26	140787	4438	Grease Seal / Oil Seal	2
27	140502	4439	Bearing Cap Shim – 0.002” (Red)	2
28	140356	4439-1	Bearing Cap Shim – 0.010” (Brown)	2
29	140503	4439-2	Bearing Cap Shim – 0.020” (Yellow)	2
30	140511	4441	Grease Seal	2
31	Special Order	6660-XA2 [2]	Mechanical Seal Assembly – Cast Iron	2
	140394	6660-XA6 [2]	Mechanical Seal Assembly – Silicon Carbide	2
32	140603	4985	Coro-Vane Shaft Cover	1
33	140540	7001-037NC125A	Hex Head Bolt	24
34	140546	7001-037NC150A	Hex Head Bolt	16
35	Special Order	7001-043NC150A	Hex Head Bolt	6
36	Special Order	7012-006SF019E	Screw	9
37	140545	7012-010SF050E	Screw	2
38	Special Order	7206-037A	Lock Washer – 0.375”	8
39	Special Order	5534	Head	2
40	Special Order	5537	Case	1
41	140184	5539	Cam	1
42	Special Order	5538	Outlet Flange – 3” FNPT Elongated	1
	Special Order	5538-3S	Outlet Flange – 3” WF Elongated	1
43	Special Order	5548	Spring	1
44	141552	5554-X	Vane Driver	6

1. Registered trademarks of the DuPont Company.
2. _Denotes O-Ring code. See chart above.
3. Slots in vanes must face TOWARDS the direction of rotation.

Parts Details for Models Z/ZH4200

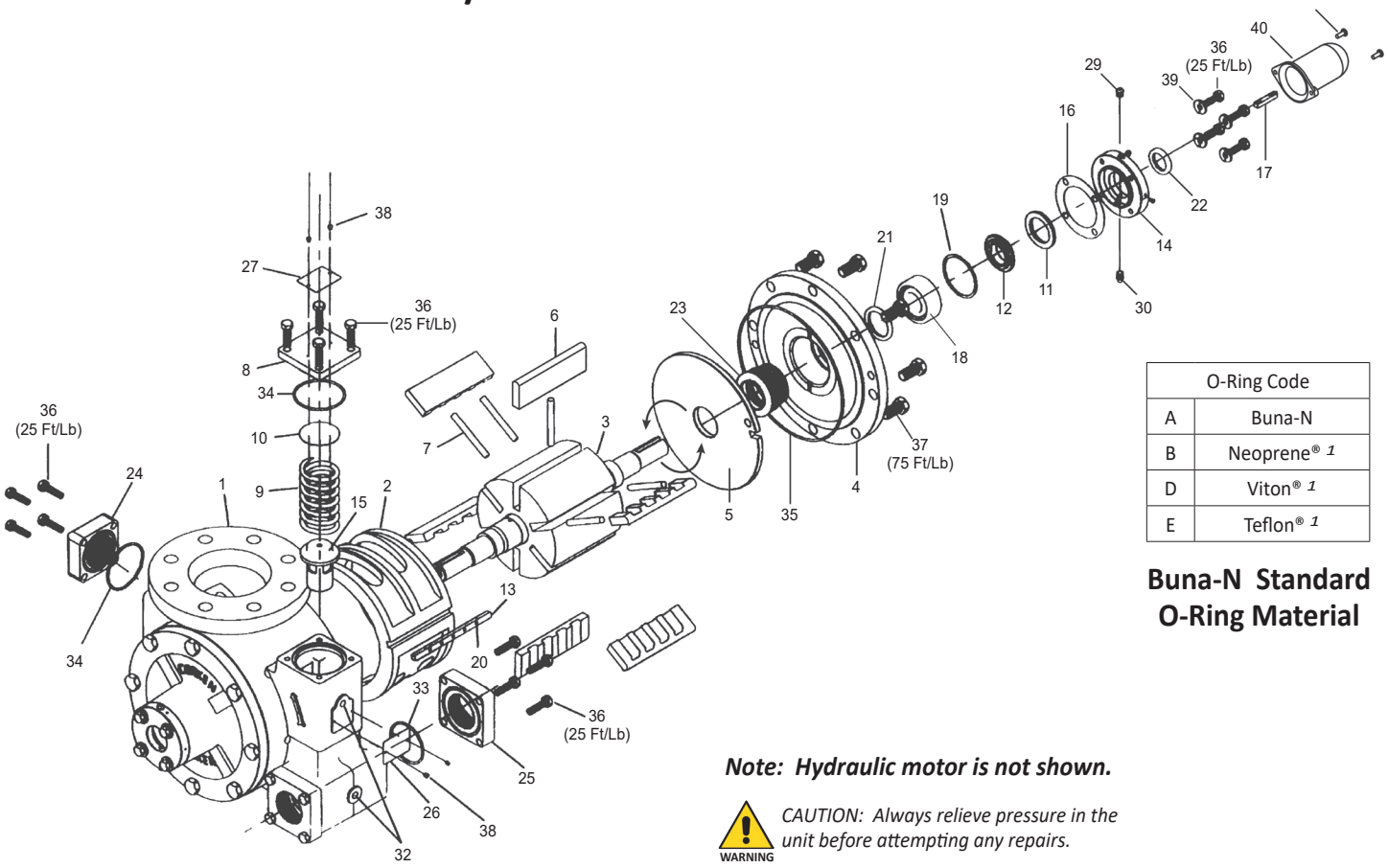

O-Ring Code	
A	Buna-N
B	Neoprene® [1]
D	Viton® [1]
E	Teflon® [1]

Buna-N Standard O-Ring Material

Note: Hydraulic motor is not shown.

WARNING *CAUTION: Always relieve pressure in the unit before attempting any repairs.*

Ref No.	Item Number	Part Number	Description	Qty.
1	Special Order	4442 [2]	Case	1
2	140515	4443 [2]	Cam	1
3	140516	4444-X2R [2]	Rotor-Shaft Assembly	1
4	Special Order	4445 [2]	Head	2
5	140512	4446	Sideplate	2
6	140198	4448 [3]	Vane	6
7	140513	4449-X	Vane Driver	5
8	Special Order	4450	Relief Valve Cap	1
9	Special Order	4451	Relief Valve Spring	1
10	Special Order	4452	Shim	1
11	141215	4453	Thrust Bearing Assembly	2
12	141210	4454	Bearing Race Mounting Ring	2
13	Special Order	4455	Cam Key	1
14	Special Order	4456	Bearing Cap	2
15	Special Order	4457	Relief Valve	1
16	Special Order	4458	Bearing Cap Shim (.002) Red	As Req.
	Special Order	4458-1	Bearing Cap Shim (.010) Brown	
	Special Order	4458-2	Bearing Cap Shim (.020) Yellow	
17	Special Order	4459	Shaft Key – 5/16" x 1 3/4"	1
18	140517	4460-X	Roller Bearing	2
19	141200	2760-283	Retainer Ring	2
20	140708	3253	Cam Key Pin	5
21	141205	4462	Grease Seal	2
22	140514	4463	Grease Seal	2
23	Special Order	4464-XA2 [2]	Mechanical Seal Assembly – Cast Iron	2
	140199	4464-XA6 [2]	Mechanical Seal Assembly – Silicon Carbide	

Ref No.	Item Number	Part Number	Description	Qty.
24	140627	1172-2	Aux. Inlet Flange – 2" NPT	1
	Special Order	1172-2S	Aux. Inlet Flange – 2" WF	1
	Special Order	1920-3	Aux. Inlet Flange – 2" Blind	1
25	Special Order	4479-2S [4]	Discharge Flange – 2" WF	2
	Special Order	4981-2	Discharge Flange – 2" NPT	
26	Special Order	2649	Nameplate	1
27	Special Order	4248	Relief Valve Nameplate	1
28	Special Order	1359	Lubrication Instruction Plate	2
29	140725	1343	1/8" NPT Relief Fitting	4
30	140862	2158	1/8" NPT Grease Zerk	2
31	140817	2159 [2]	Lubricap	2
32	Special Order	3442	1/4" NPT Pipe Plug	2
33	140970	2-231A [2]	O-Ring – Discharge Flange	2
34	140940	2-234A [2]	O-Ring – Auxiliary Inlet Flange	1
35	140971	2-270A [2]	O-Ring – Case	2
36	Special Order	7001-037NC150A	Bolt – Hexagon Head	24
37	Special Order	7001-062NC125A	Bolt – Hexagon Head	16
38	Special Order	7012-006SF019E	Screw	8
39	Special Order	7206-037A	Lock Washer	8
40	140603	4985	Shaft Protector	1
41	140545	7012-010SF050E	Screw	2

1. Registered trademarks of the DuPont Company.
2. _Denotes O-Ring code. See chart above.
3. Slots in vanes must face TOWARDS the direction of rotation.
4. Prior to January 1998.

Parts Details for Models Z4500

Reference: ID105L

O-Ring Code	
A	Buna-N
B	Neoprene® [1]
D	Viton® [1]
E	Teflon® [1]

Buna-N Standard O-Ring Material

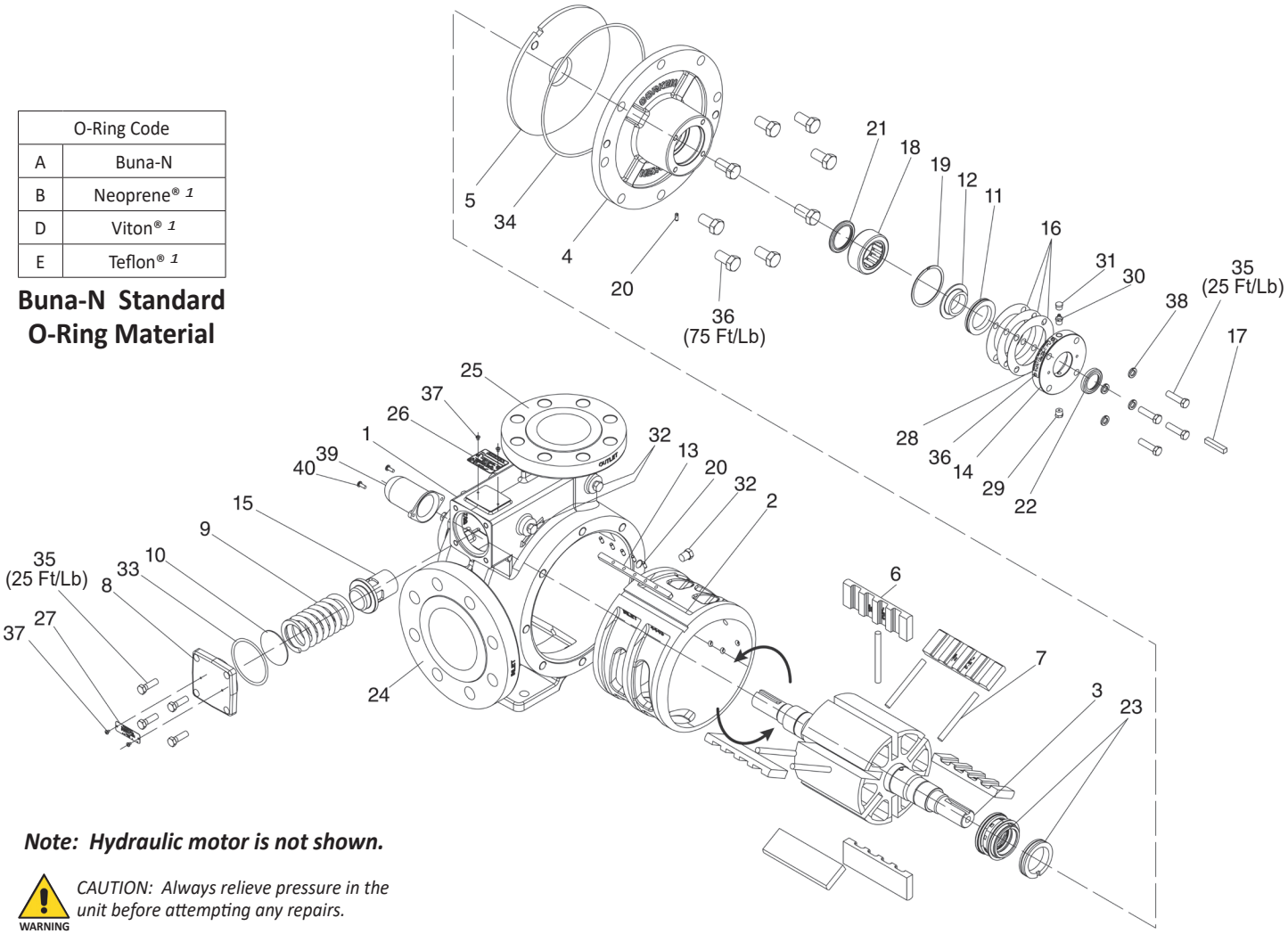

Note: Hydraulic motor is not shown.

CAUTION: Always relieve pressure in the unit before attempting any repairs.

WARNING

Ref No.	Item Number	Part Number	Description	Qty.
1	Special Order	5522	Case	1
2	140515	4443	Cam	1
3	140516	4444-X2R	Rotor-Shaft Assembly	1
4	Special Order	4445	Head	2
5	140512	4446	Sideplate	2
6	140198	4448 [3]	Vane	6
7	140513	4449-X	Vane Driver	5
8	Special Order	4450	Relief Valve Cap	1
9	Special Order	4451	Relief Valve Spring	1
10	Special Order	4452	Shim	1
11	141215	4453	Thrust Bearing Assembly	2
12	141210	4454	Bearing Race Mounting Ring	2
13	Special Order	4455	Cam Key	1
14	Special Order	4456	Bearing Cap	2
15	Special Order	4457	Relief Valve	1
16	Special Order	4458	Bearing Cap Shim (.002) Red	As Req.
	Special Order	4458-1	Bearing Cap Shim (.010) Brown	
	Special Order	4458-2	Bearing Cap Shim (.020) Yellow	
17	Special Order	4459	Shaft Key – 5/16" x 1 3/4"	1
18	140517	4460-X	Roller Bearing	2
19	141200	2760-283	Retainer Ring	2
20	140708	3253	Cam Key Pin	5
21	141205	4462	Grease Seal	2

Ref No.	Item Number	Part Number	Description	Qty.
22	140514	4463	Grease Seal	2
23	Special Order	4464-XA2 [2]	Mechanical Seal Assembly – Cast Iron	2
	140199	4464-XA6 [2]	Mechanical Seal Assembly – Silicon Carbide	2
24	-----	-----	Inlet Flange – 4" ANSI	1
25	-----	-----	Outlet Flange – 3" ANSI	2
26	Special Order	2649	Nameplate	1
27	Special Order	4248	Relief Valve Nameplate	1
28	Special Order	1359	Lubrication Instruction Plate	2
29	140725	1343	1/8" NPT Relief Fitting	4
30	140862	2158	1/8" NPT Grease Zerk	2
31	140817	2159	Lubricap	2
32	Special Order	3442	1/4" NPT Pipe Plug	2
33	140940	2-234A [2]	O-Ring – Relief Valve	1
34	140971	2-270A [2]	O-Ring – Case	2
35	140546	7001-037NC150A	Bolt – Hexagon Head	16
36	Special Order	7001-062NC125A	Bolt – Hexagon Head	16
37	Special Order	7012-006SF019E	Screw	8
38	Special Order	7206-037A	Lock Washer	8
39	140603	4985	Shaft Cover	1
40	140545	7012-010SF050E	Screw	2

1. Registered trademark of the DuPont Company.
2. _Denotes O-Ring code. See chart above.
3. Slots in vanes must face TOWARDS the direction of rotation.

Explosion Proof Motors & Bases

Teco-Westinghouse Three Phase Explosion Proof Motors								
Item Number	Part Number	HP	RPM	Volts	Frame Size	Shaft Size	Full Load Amps (460V)	Weight
141455	XP0054	5	1800	208 / 230 / 460	184T	1 1/8”	6.23	145 Lbs.
141460	XP0052		3600	208 / 230 / 460	184T		5.81	153 Lbs.
141465	XP7/54	7.5	1800	208 / 230 / 460	213T	1 3/8”	8.85	200 Lbs.
141470	XP7/52		3600	208 / 230 / 460	213T		9.02	235 Lbs.
141475	XP0104	10	1800	208 / 230 / 460	215T	1 3/8”	11.7	265 Lbs.
141480	XP0102		3600	208 / 230 / 460	215T		11.9	250 Lbs.
141485	XP0154	15	1800	208 / 230 / 460	254T	1 5/8”	17.9	390 Lbs.
141490	XP0204	20	1800	208 / 230 / 460	256T		23.6	455 Lbs.
141472	XP0052C [1]	5	3600	208 / 230 / 460	184TC	1 1/8”	5.7	153 Lbs.
141487	XP0102C [1]	10	3600	208 / 230 / 460	215TC	1 3/8”	11.5	250 Lbs.
141483	XPV0102C [2]	10	3600	208 / 230 / 460	215TC	1 3/8”	11.5	250 Lbs.

1. Footed C-Face. *2. Round Body C-Face.*



XP0054



XP0052C



XPV0102C

Single Phase Explosion Proof Motor								
Item Number	Part Number	HP	RPM	Volts	Frame Size	Shaft Size	Full Load Amps	Weight
140444	XL181542	1.5	1725	115 / 230	184	7/8”	9.5	93 Lbs.
140441	XL18242T	2	1750	115 / 208-230	184T	1 1/8”	11.0	93 Lbs.
140453	VXL18242	2	1750	115 / 208-230	184C	7/8”	11.0	93 Lbs.
145082	6038-2C7A1	5	3600	115 / 230	213TC	1 3/8”	19.5	140 Lbs.

Motor Bases		
Item Number	Part Number	Part Description
140480	145T	Double Screw Adjustable Motor Base
140482	184T	
140484	213T	
140486	215T	
140488	254T	
140490	256T	



215T

Blackmer Bare Bottle Pumps

Item Number	Part Number	Mount	Inlet & Outlet	Shaft Size	RPM	Nominal Flow Rate	
						Range	Differential Pressure
142038	LGF1E	Flange Mounted C-Face	1" FNPT	11/16"	1750	4 - 7 GPM	100 PSI
142044	LGF1PE					6 - 10 GPM	100 PSI
142042	LGB1E	Bracket Mounted				4 - 7 GPM	100 PSI
142041	LGB1PE					6 - 10 GPM	100 PSI
142028	LGL1.25	Base Mounted	1 1/4" FNPT	7/8"		10 - 21 GPM	50 PSI
142024	LGL1.5		1 1/2" FNPT			15 - 33 GPM	50 PSI



LGB1E



LGF1E



LGL1.5

Typical Configurations

Part Number	Mount	Inlet & Outlet	Motor	Motor Shaft Size	Frame Size	Voltage
LGF1E	Flange Mounted C-Face	1" FNPT	VXL18242	7/8"	184C	110
LGF1PE						
LGB1E	Bracket Mounted		XL181542	7/8"	184	115 / 230
LGB1PE						
LGL1.25	Base Mounted	1 1/4" FNPT	XL18242T	1 1/8"	184T	115 / 208-230
LGL1.5		1 1/2" FNPT	XL18242T	1 1/8"	184T	



LGF1E w/ Motor

Blackmer Plant & Truck Pumps

Blackmer Bare Plant Pumps						
Item Number	Part Number	Inlet & Outlet	Shaft Size	RPM	Nominal Flow Rate	
					Range	Differential Pressure
142052	LGLD2E-440QA1B10000N0PO	2” FNPT	1 1/4”	330 - 980	30 - 100 GPM	50 PSI
142058	LGLD3F-440QA1B10000N0PO	3” FNPT		340 - 980	59 - 208 GPM	50 PSI
142036	LGLD4B-440QA2B1000010PO			350 - 800	155 - 370 GPM	50 PSI

LGLD3F is a Direct Replacement for Corken Z3500.



LGLD2E



LGLD3F

Blackmer Base Mounted Pumps			
Item Number	Part Number	Inlet & Outlet	Frame Size
142048	LGLD2E-VBR0266	2” FNPT	Specify (184T or 213T)
142056	LGLD3F-VBR0341	3” FNPT	Specify (213T or 215T)
142059	LGLD4B-VBR0277		254T



LGLD2E-VBR0266

Blackmer Bare Truck Pumps							
Item Number	Part Number	Inlet	Outlet	Shaft Size	RPM	Approx. Delivery Of Propane @ Diff. Pressures & Pump Speeds	
						50 PSI	100 PSI
142070	TLGLF3C-440QA1B1000N1	3” Flange *	2” FNPT	1 1/4”	400-870	52-129 GPM	40-119 GPM
142064	TLGLF4B-440QA2B1000NN	4” Flange *	2” FNPT (2)		400-800	160-350 GPM	120-306 GPM

** 300 Lb. ANSI Mounting Flange.*



TLGLF3C



TLGLF4B

Parts Details for Models LGF1E, LGB1E, LGF1PE, & LGB1PE

Reference: 501-A01 6.2014

Keep with 501-A00 for Installation, Operation and Maintenance Instructions.

See Page 167 for Motor Adaptors and Couplings.

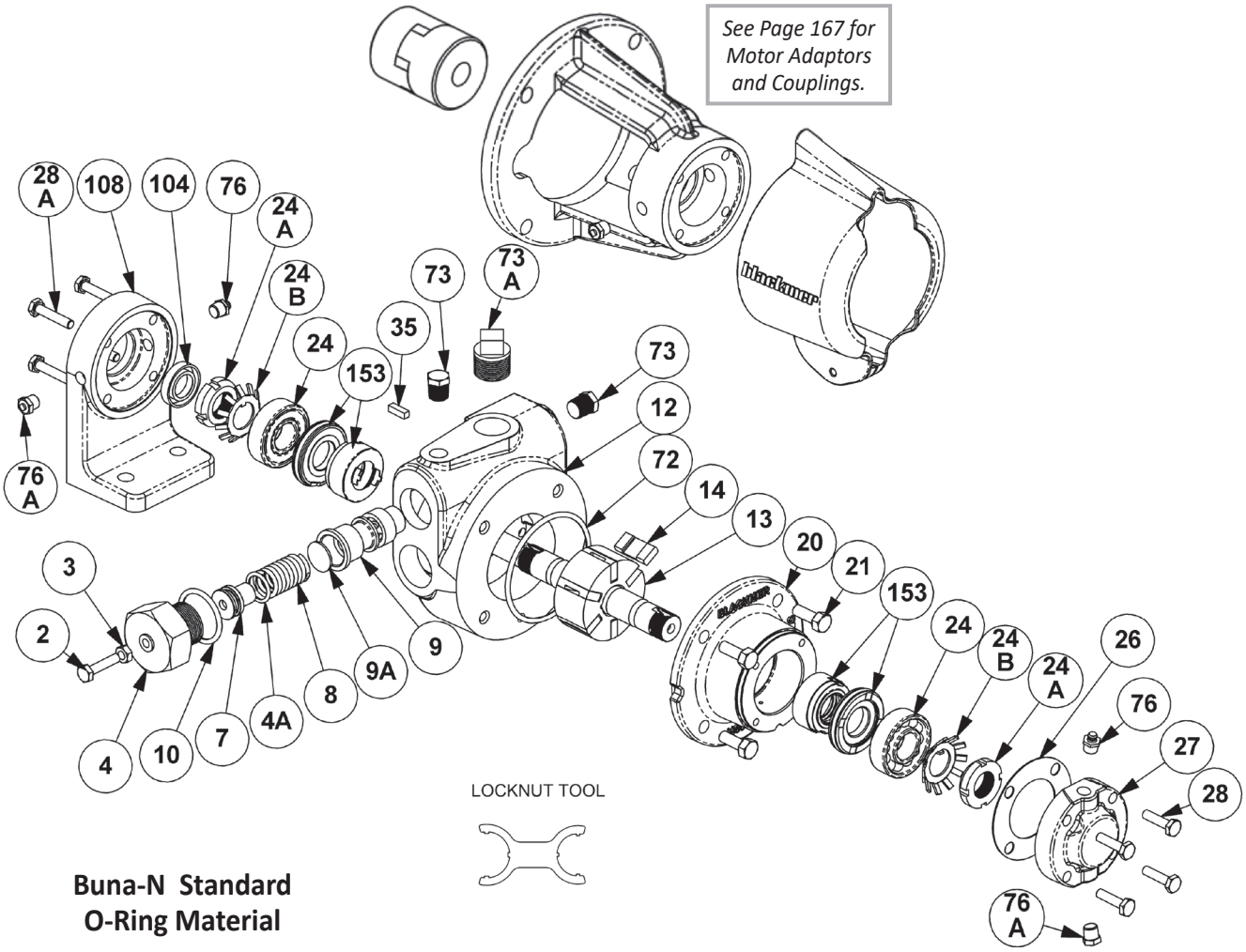

Ref No.	Item Number	Part Number	Description	Qty.
2	Special Order	432901 [2]	Adjusting Screw – Relief Valve R/V	1
3	Special Order	922811 [2]	Locknut – Adjusting Screw	1
4	142302	412901	Cover – R/V	1
4A	142504	711940 [1,2]	O-Ring – Spring Guide	1
7	Special Order	422901 [2]	Spring Guide – R/V	1
8	142406	472901 [2]	Spring – R/V	1
9	142362	452901 [2]	Valve – R/V	1
9A	142356	442901 [2]	Disc – R/V	1
10	142468	701965 [1,2]	O-Ring – R/V Cover	1
12	Special Order	022914	Cylinder – LGF1, LGB1	1
	Special Order	022915	Cylinder – LGF1P, LGB1P	1
13	142277	262907	Rotor & Shaft Asy. [6 - Vane] (Includes Ref. Nos. 24A & 24B)	1
14	142149	092913 [1,3]	Vane – Duravane	6
20	Special Order	032905	Head	1
21	Special Order	920178	Capscrews – Head	4
24	142542	903405 [1]	Ball Bearing	2

Ref No.	Item Number	Part Number	Description	Qty.
24A	142552	903531	Locknut – Bearing	2
24B	142554	903532 [1]	Lockwasher – Bearing	2
26	142284	383075 [1]	Gasket – Bearing Cover	1
27	Special Order	043071	Bearing Cover	1
28	Special Order	920080	Capscrews – Bearing Cover	4
28A	Special Order	920090	Bracket Mounting Screws	4
35	Special Order	909152 [1,4]	Key – Shaft – Square	1
72	142506	711941 [1]	O-Ring – Head	1
73	Special Order	908198	Gage Plug – 1/4"	2
73A	Special Order	908225	Gage Plug – 3/4"	1
76	142206	317815	Grease Fitting	2
76A	142478	701992	Grease Relief Fitting	2
104	142246	331934 [1]	Grease Seal	1
108	Special Order	832913	Mounting Foot – LGB1(P)E	1
	Special Order	903090	Tool – Locknut	---
	Special Order	899094	Kit – RV Maintenance	---
	142513	898994	Kit – Maintenance [6 - Vane]	---

1. *Included in Maintenance Kit.* 2. *Included in RV Kit.* 3. *Install the vanes with the slot facing the direction of rotation.*
4. *Maintenance Kit also includes Woodruff Key 909126 used previously.*

Parts Details for Models LGF1E, LGB1E, LGF1PE, & LGB1PE

Reference: 501-A01 6.2014

Mechanical Seal

Ref No.	Item Number	Part Number	Description	Qty.
153	142256	332920 [1]	Mechanical Seal Assembly	2
153A	Special Order	[2]	Jacket Assembly – Seal	2
153B	Special Order	[2]	Stationary Seat (Steel)	2
153D	142492	711916	O-Ring – Stationary Seat (Buna-N)	2
153F	Special Order	[2]	Seal Face (Carbon)	2
153G	Special Order	711939	O-Ring – Rotating (Buna-N)	2

1. *Included in Maintenance Kit.*
2. *Note: Mechanical Seal Assy. (Ref 153) is only sold as a complete assembly. Ref. Nos. 153A, 153B, & 153F are not available as separate replacement parts.*

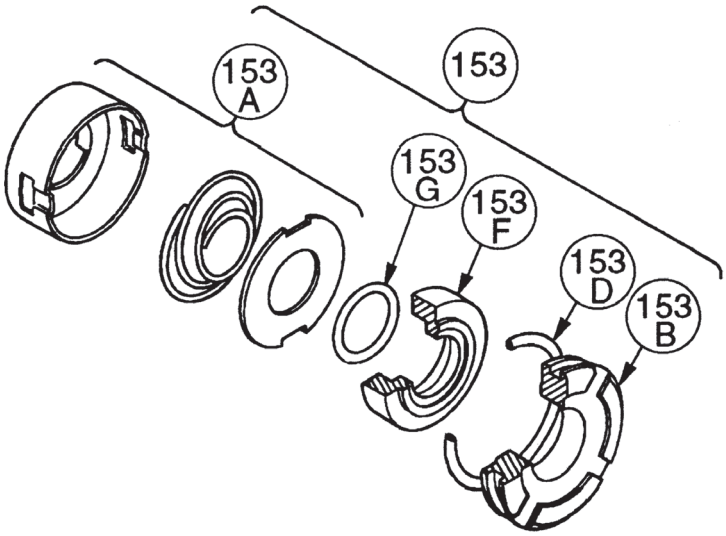

NEMA C-Faced Motor Adaptors – LGF Models

Ref No.	Item Number	Part Number	Description	Qty.
28B	Special Order	920101	Motor Adaptor Mounting Screws	4
28C	Special Order	920026	Guard Screw	1
34	Special Order	906150	Coupling Half – Pump	1
	Special Order	906151	Coupling Half – Motor 56C	
	Special Order	906147	Coupling Half – Motor 143/145TC, 184C	
	Special Order	906155	Coupling Spider	
108	142584	832912	Motor Adaptor – Unfooted	1
	142517	833000	Motor Adaptor – Footed	
108A	Special Order	920331	Capscrews – Motor Adaptor	4
186	142543	804120	Guard	1

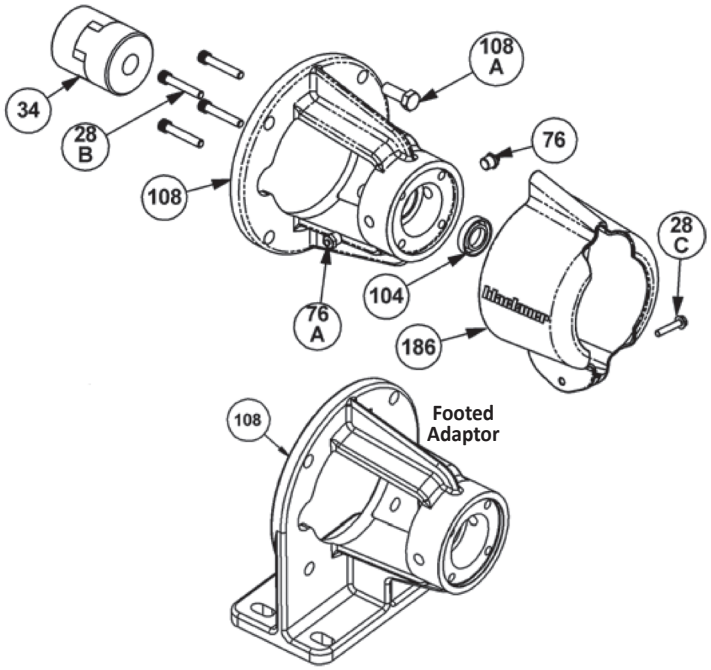

IEC Motor Adaptors – LGF Models

Ref No.	Item Number	Part Number	Description	Qty.
28B	Special Order	920101	Motor Adaptor Mounting Screws	4
28C	Special Order	920026	Guard Screw	2
34	Special Order	906183	Coupling Half – Pump	1
	Special Order	906176	Coupling Spider	
	Special Order	906186	Coupling Half – Motor (IEC 90)	
76	142206	317815	Grease Fitting	1
76A	142478	701992	Grease Relief Fitting	1
76B	Special Order	701905	Extension Coupling	2
104	142246	331934	Grease Seal	1
108A	Special Order	920043	Capscrews – Motor Adaptor to Motor	4
108C	Special Order	832920	Motor Adaptor (IEC90 B14A) Includes Ref. Nos. 76, 76A, & 76B	1
108D	Special Order	792094	Washer	4
186C	Special Order	804196	Guard Half	2

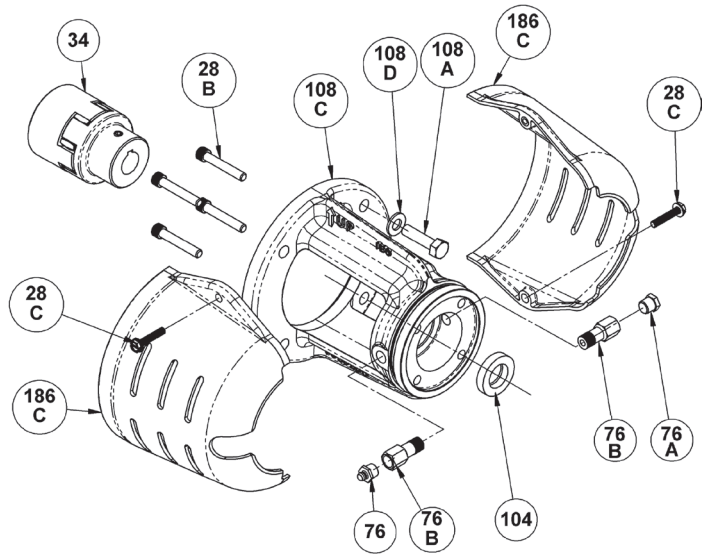

Parts Details for Models LGRL1.25, LGL1.25, LGL1.5, LGRLF1.25A, LGLF1.25A, & LGLF1.5A

Reference: 501-B01 6.2014

Keep with 501-B00 for Installation, Operation and Maintenance Instructions.

Buna-N Standard O-Ring Material

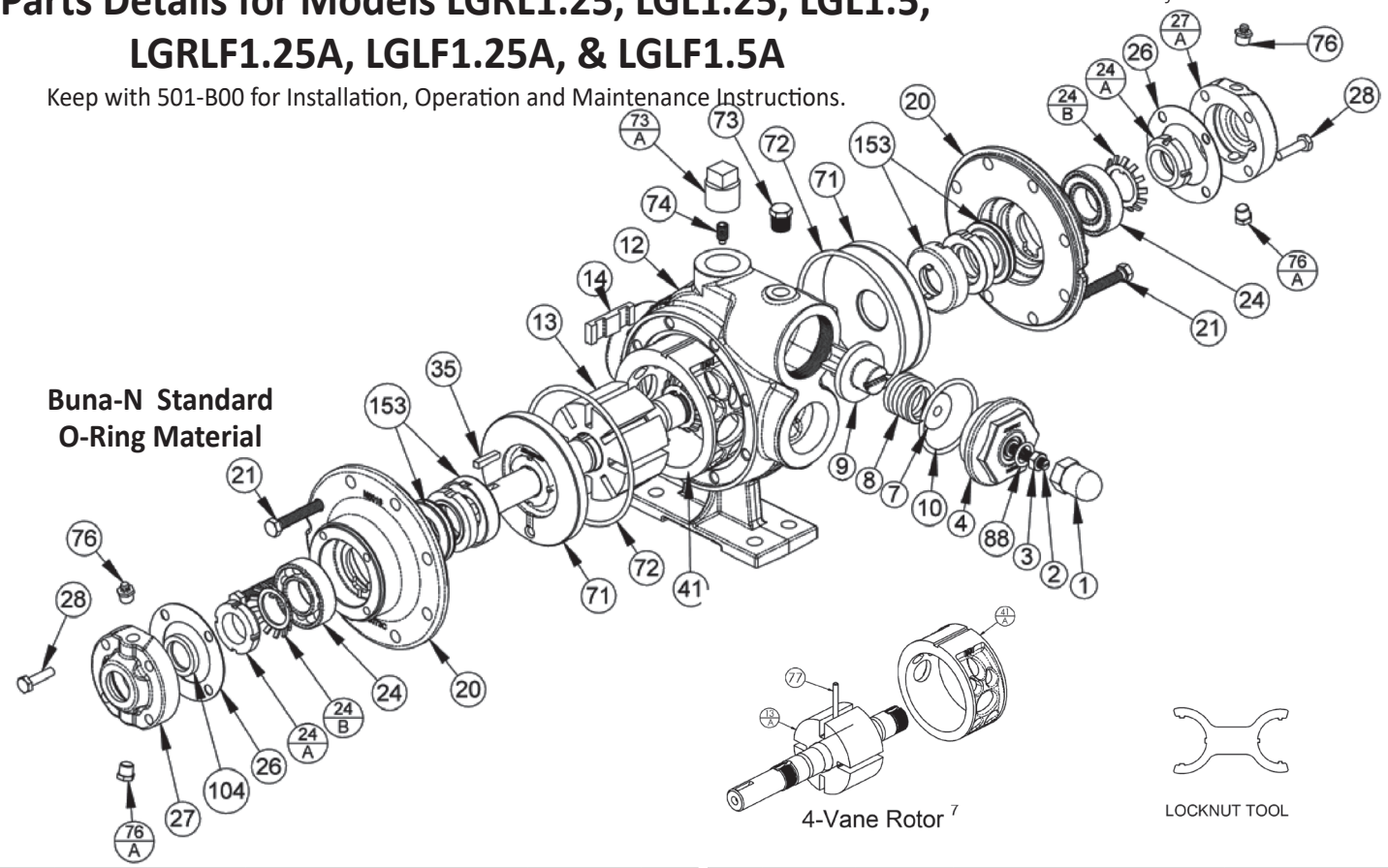

Ref No.	Item Number	Part Number	Description		Qty.
1	Special Order	413200	Cap – Relief Valve (R/V)		1
2	Special Order	433909	Adjusting Screw – R/V		1
3	Special Order	922923	Locknut – Adjusting Screw		1
4	142304	413076	Cover – R/V		1
7	142334	423955	Spring Guide – R/V		1
8	142390	471428	Spring – R/V (81 - 150 psi)		1
9	Special Order	453077	Valve – R/V		1
10	Special Order	711924 [1]	O-Ring – R/V Cover		1
12	Special Order	013075	Casing with feet (1.25)		1
	Special Order	013376	Casing with feet (1.5)		
13	142199	262300 [2]	Rotor & Shaft Asy. (Includes Ref. No. 24A & 24B)	[8 - Vane]	1
13A	Special Order	263076 [2]	Rotor & Shaft Asy. (Includes Ref. No. 24A & 24B)	[4 - Vane]	1
14	142155	093088 [1]	Vane – Duravane	[8 - Vane]	8
	142155	093088 [1]	Vane – Duravane	[4 - Vane]	4
20	Special Order	033073	Head		2
21	Special Order	920276	Capscrews – Head		16
24	142532	903114 [1]	Ball Bearing		2
24A	Special Order	903534 [2]	Locknut – Bearing		2
24B	142551	903533 [1]	Lockwasher – Bearing		2
26	142284	383075 [1]	Gasket – Bearing Cover		2
27	Special Order	043070	Bearing Cover – Inboard		0-1
27A	Special Order	043071	Bearing Cover – Outboard		1
28	Special Order	920080	Capscrews – Bearing Cover		8
35	Special Order	909152 [1]	Shaft Key [8]		1

Ref No.	Item Number	Part Number	Description		Qty.
41	Special Order	183019 [2]	Liner – LGRL(F)1.25	[8 - Vane]	1
	Special Order	183020 [2]	Liner – LGL(F)1.25	[8 - Vane]	
	142179	183310 [2]	Liner – LGL(F)1.5	[8 - Vane]	
41A	Special Order	183003 [2]	Liner – LGRL(F)1.25	[4 - Vane]	1
	142175	183004 [2]	Liner – LGL(F)1.25	[4 - Vane]	
	142177	183301 [2]	Liner – LGL(F)1.5	[4 - Vane]	
71	142130	063075 [1]	Disc		2
72	142436	701918 [1]	O-Ring – Head		2
73	Special Order	908198	Gage Plug – 1/4"		1
73A	Special Order	908225 [6]	Gage Plug – 3/4"		1
74	Special Order	922088	Setscrew – Liner		1
76	142206	317815	Grease Fitting		2
76A	142478	701992	Grease Relief Fitting		2
77	Special Order	123004 [1]	Push Rod – LGRL(F)1.25	[4 - Vane]	2
	142168	123076 [1]	Push Rod – LGL(F)1.25	[4 - Vane]	
	142170	123401 [1]	Push Rod – LGL(F)1.5	[4 - Vane]	
88	142462	701949 [1]	O-Ring – R/V Cap		1
104	142244	331927 [1]	Grease Seal		1
---	Special Order	903090	Tool – Locknut		---
---	142533	898976	Kit – Maintenance	[8 - Vane]	---
---	142516	898917	Kit – Maint LGRL(F)1.25A	[4 - Vane]	---
---	142518	898918	Kit – Maint LGL(F)1.25(A)	[4 - Vane]	---
---	142538	898919	Kit – Maint LGL(F)1.5(A)	[4 - Vane]	---
---	Special Order	899076	Kit – Rebuild LGRL(F)1.25(A)	[8 - Vane]	---
---	Special Order	899077	Kit – Rebuild LGL(F)1.25(A)	[8 - Vane]	---
---	Special Order	899078	Kit – Rebuild LGL(F)1.5(A)	[8 - Vane]	---
---	Special Order	899017	Kit – Rebuild LGRL(F)1.25A	[4 - Vane]	---
---	Special Order	899018	Kit – Rebuild LGL(F)1.25(A)	[4 - Vane]	---
---	Special Order	899019	Kit – Rebuild LGL(F)1.5(A)	[4 - Vane]	---

1. Included in Maintenance Kits & Rebuild Kits. *2. Included in Rebuild Kit.*
6. Ref. No. 73A: Older pumps may use a 1/4" plug (pn 908198) or 1/2" plug (pn908215).
8. Ref. No. 35: Early pumps used Woodruff Key 909125.

Parts Details for Models LGRL1.25, LGL1.25, LGL1.5, LGRLF1.25A, LGLF1.25A, & LGLF1.5A

Reference: 501-B01 6.2014

Mechanical Seal

Ref No.	Item Number	Part Number	Description	Qty.
153	142260	333045 [1]	Mechanical Seal Assembly	2
153A	Special Order	[2]	Stationary Seat (Hardened Steel)	2
153B	Special Order	[2]	Seal Face (Carbon)	2
153C	Special Order	[2]	Jacket Assembly	2
153D	142492	711916	O-Ring – Stationary (Buna-N)	2
153E	Special Order	711915	O-Ring – Rotating (Buna-N)	2

1. *Included in Maintenance Kit.*
2. *Note: Mechanical Seal Assy. (Ref 153) is only sold as a complete assembly. Ref. Nos. 153A, 153B, & 153F are not available as separate replacement parts.*

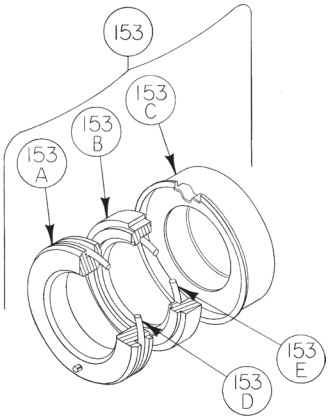

NEMA C-Face Motor Adaptors
Models: LGRLF1.25A, LGLF1.25A, & LGLF1.5A

Ref No.	Item Number	Part Number	Description	Qty.
12A	Special Order	013077	Casing without feet LG(R)LF1.25	1
	Special Order	013377	Casing without feet LGLF1.5	
26	142284	383075	Gasket – Bearing Cover	1
28A	Special Order	920101	Motor Adaptor Mounting Screws	4
28C	Special Order	920026	Guard Screw	1
34	Special Order	906147	Coupling Half – Pump	1
	Special Order	906155	Coupling Spider	
	Special Order	906151	Coupling Half – Motor (56C)	
	Special Order	906147	Coupling Half – Motor (143TC, 145TC, & 184C)	
	Special Order	906146	Coupling Half – Motor (182TC, 184TC, & 215C)	
56	Special Order	920480	Capscrews – Adapter Ring Mounting	4
76	142206	317815	Grease Fitting	1
76A	142478	701992	Grease Relief Fitting	1
86	142586	832914	Motor Adapter Ring – 182TC, 184TC, & 215C	1
104	142244	331927	Grease Seal	1
108	142584	832912	Motor Adaptor – Unfooted	1
	142517	833000	Motor Adaptor – Footed (Both include Ref. 76 & 76A)	
108B	Special Order	920331	Capscrews – Motor Adaptor	4
186	142543	804120	Guard	1

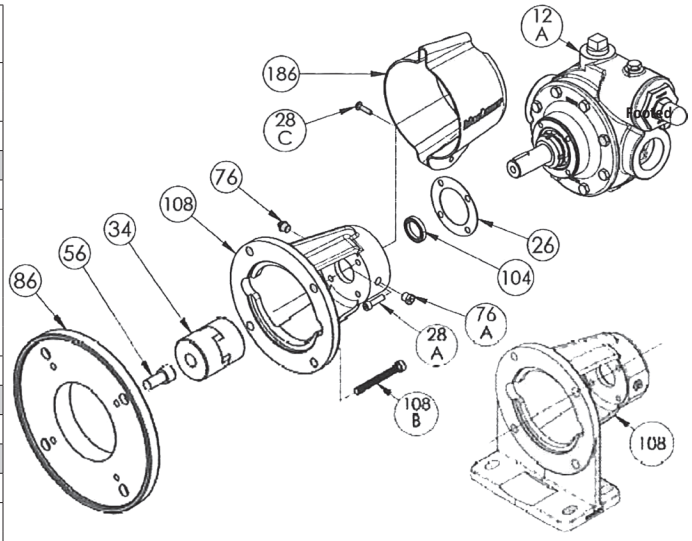

IEC Flanged Face Motor Adaptor
Models: LGRLF1.25A, LGLF1.25A, & LGLF1.5A

Ref No.	Item Number	Part Number	Description	Qty.
26	142284	383075	Gasket – Bearing Cover	1
28A	Special Order	920101	Motor Adaptor Mounting Screws	4
28C	Special Order	920026	Guard Screw	2
34	Special Order	906182	Coupling Half – Pump (for IEC100/112)	1
	Special Order	906178	Coupling Spider (for IEC100/112)	
	Special Order	906180	Coupling Half – Motor (for IEC100/112)	
76	142206	317815	Grease Fitting	1
76A	142478	701992	Grease Relief Fitting	1
76B	Special Order	701905	Extension Coupling	2
104	142244	331927	Grease Seal	1
108B	Special Order	920044	Capscrews – Motor Adaptor to Motor	4
108C	Special Order	832930	Motor Adaptor (IEC100/112 B14A) Includes Ref. Nos. 76, 76A, & 76B	1
108D	Special Order	792094	Washer	4
186C	Special Order	804198	Guard Half	2

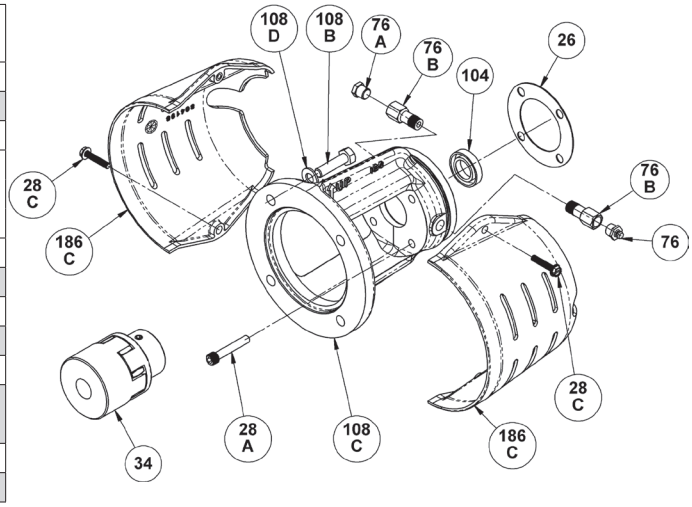

Parts Details for Models LGLD2E & LGL2E

Reference: 501-C01 2.2021

Keep with 501-C00 for Installation, Operation and Maintenance Instructions.

Buna-N Standard O-Ring Material

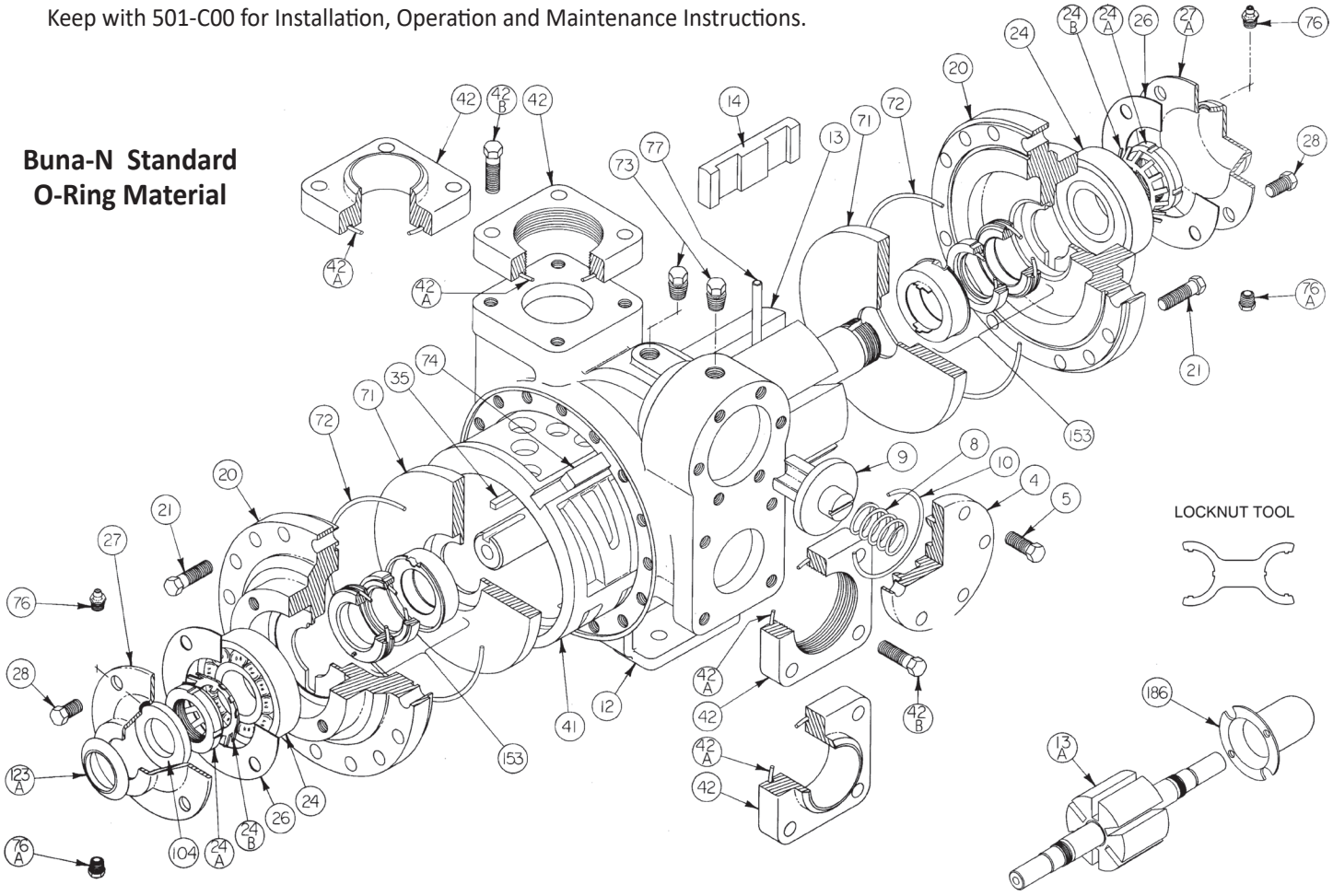

Ref No.	Item Number	Part Number	Description	Qty.
4	Special Order	414401	Cover – Relief Valve (R/V)	1
5	Special Order	920331	Capscrews – R/V Cover	6
8	142387	471423 [1]	Spring – R/V	1
9	142378	454405	Valve – R/V	1
10	142438	701919 [1]	O-Ring – R/V Cover	1
12	142080	014405	Casing	1
13	142201	264443	Rotor & Shaft Asy. – LGL (Includes Ref. Nos. 24A & 24B)	1
13A	142207	264445 [2]	Rotor & Shaft Asy. – LGLD [5] (Includes Ref. Nos. 24A & 24B)	1
14	142139	091419 [1]	Vane – Duravane (Std.)	6
20	142106	034416	Head	2
21	Special Order	920351	Capscrews – Head	32
24	142536	903156 [1]	Ball Bearing	2
24A	142544	903521 [2]	Locknut – Bearing	2
24B	142546	903522 [1]	Lockwasher – Bearing	2
26	142288	383940 [1]	Gasket – Bearing Cover	2
27	142112	041431	Bearing Cover (Inboard) [3]	1
27A	142114	041433	Bearing Cover (Outboard) [4]	1
28	Special Order	920285	Capscrews – Bearing Cover	8-12

Ref No.	Item Number	Part Number	Description	Qty.
35	Special Order	909209 [1,7]	Key – Shaft – 1/4" Square	1
41	142178	184405 [2]	Liner	1
42	Special Order	654401	Flange – NPT	2
	Special Order	654405	Flange – Weld	
42A	142477	702004 [1]	O-Ring – Flange	2
42B	Special Order	920384	Capscrew – NPT Flange	8
	Special Order	920351	Capscrew – Weld Flange	
71	142131	064412 [1]	Disc	2
72	142475	702022 [1]	O-Ring – Head	2
73	Special Order	908198	Gage Plug	2
74	142176	183991 [2,8]	Key – Liner	1
76	142206	317815	Grease Fitting	2
76A	142478	701992	Grease Relief Fitting	2
77	Special Order	123909 [1,6]	Push Rod	3
104	142240	331918 [1,3]	Grease Seal	1
123A	142432	701480 [1,3]	Dirt Shield	1
186	Special Order	341601	Shaft Protector (LGLD Models Only)	1
---	142549	903091	Tool – Locknut	---
---	142522	898979	Kit – Maintenance	---
---	142529	899079	Kit – Rebuild	---

[1] Included in Maintenance Kit & Rebuild Kit. *[2] Included in Rebuild Kit.*

The following applies to double end shaft pumps (LGLD):

[3] Use Two. *[4] Use None.*

[5] Double-Ended Rotor & Shaft. *[6] 2" Pushrod is Metal*

[7] Pumps before April 2008 used Woodruff key 909130, included in Maintenance Kits.

[8] Pumps before 1995 require liner key 184407.

Parts Details for Models LGLD2E & LGL2E

Reference: 501-C01 2.2021

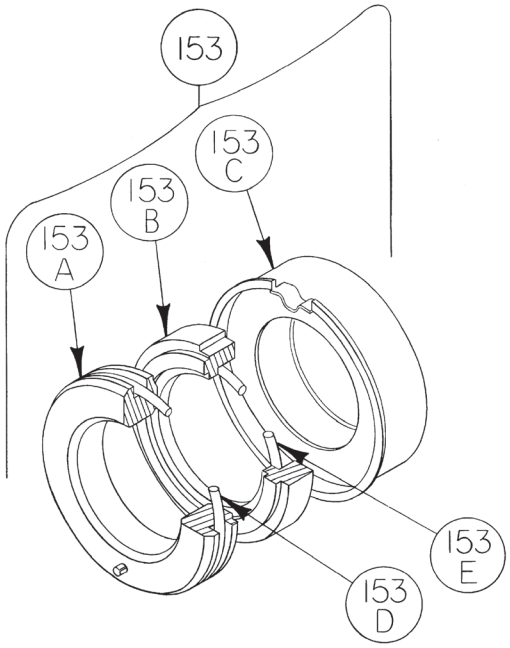

Mechanical Seal – NH_3 Or Dual Service – SNCN (ID Code = QA)

Ref No.	Item Number	Part Number	Description	Qty.
153	142253	334439 [1]	Mechanical Seal Assembly	2
153A	Special Order	[2]	Stationary Seat (Steel)	2
153B	Special Order	[2]	Seal Face (Carbon)	2
153C	Special Order	[2]	Jacket Assembly	2
153D	Special Order	711924	O-Ring — Stationary (Buna-N)	2
153E	142496	711918	O-Ring — Rotating (Buna-N)	2

1. Included in Maintenance Kit.

2. Note: Mechanical Seal Assy. (Ref 153) is only sold as a complete assembly. Ref. Nos. 153A, 153B, & 153F are not available as separate replacement parts.

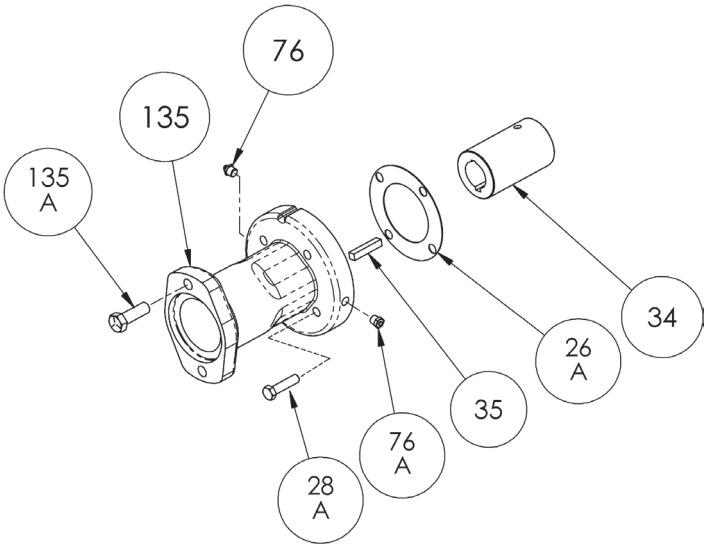

Optional 1 1/4" Hydraulic Motor Adapter Parts

Ref No.	Item Number	Part Number	Description	Qty.
See Below	Special Order	894425	Hydraulic Motor Adapter Kit *	See Below
26A	142288	383940	Gasket – Hydraulic Motor Adapter	1
28A	Special Order	920369	Capscrew – Hydraulic Motor Adapter / Head	4 / 6
34	Special Order	906967	Coupling w/ Setscrew – 1.25" Straight Key Hyd. Motor Shaft	1
35	Special Order	909184	Key – Coupling	1
76	142206	317815	Grease Fitting	1
76A	142478	701992	Grease Relief Fitting	1
135	Special Order	041827	Hydraulic Motor Adapter – SAE A Flange	1
135A	Special Order	920510	Capscrew – Adapter / Motor	2

** Hydraulic Motor Adapter Kits shipped prior to Spring 2002 were of a two piece design — refer to page 206-C00.*

Parts Details for Models LGLD3F & LGL3F

Reference: 501-C01 2.2021

and discontinued LGLD3E, LGL3E

Keep with 501-C00 for Installation, Operation and Maintenance Instructions.

Buna-N Standard O-Ring Material

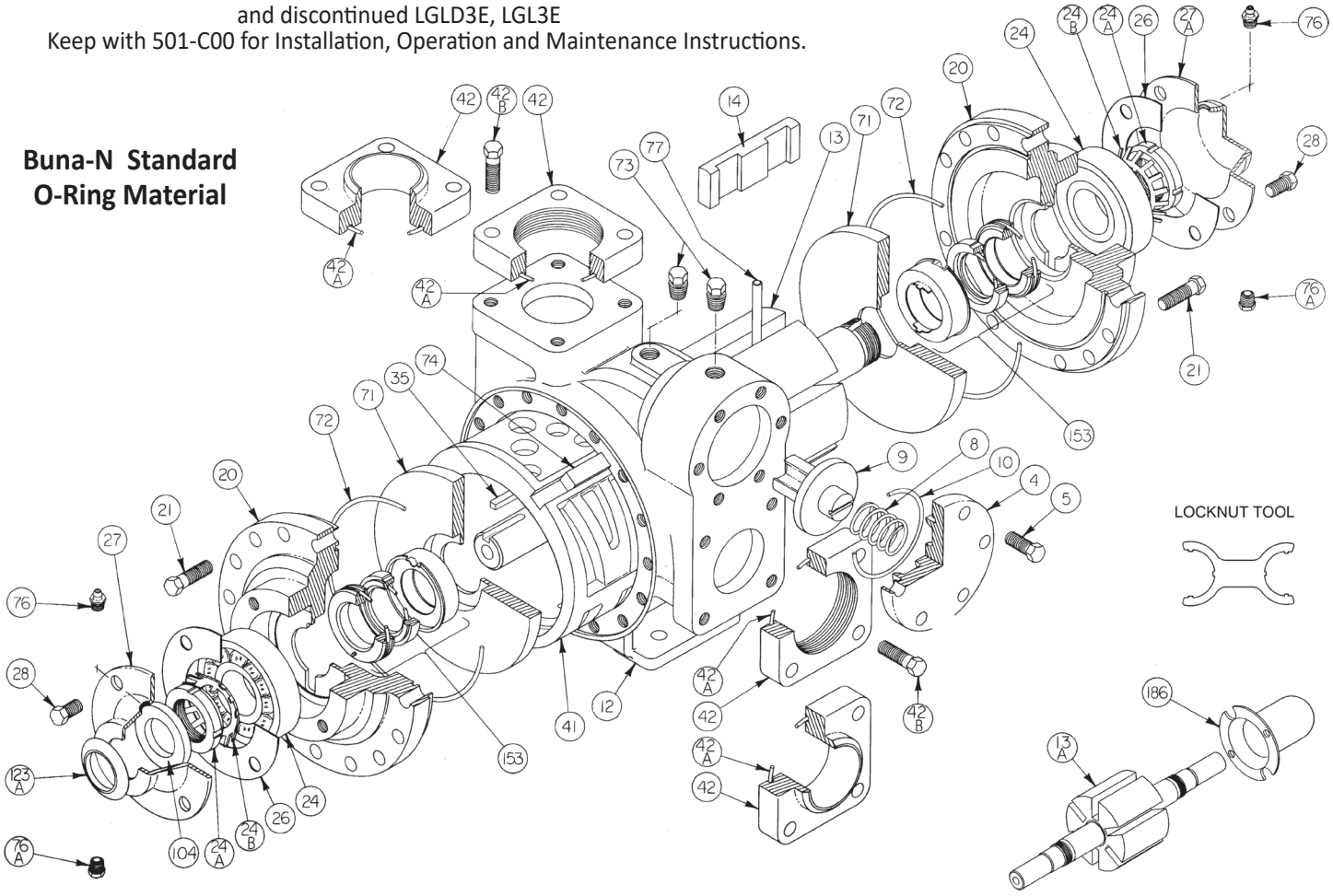

Ref No.	Item Number	Part Number	Description	Qty.
4	142322	415113	Cover – Relief Valve (R/V)	1
5	Special Order	920331	Capscrews – R/V Cover	6
8	142407	475135 [1]	Spring – R/V	1
9	142380	455129	Valve – R/V	1
10	142444	701925 [1]	O-Ring – R/V Cover	1
12	Special Order	015127	Casing	1
13	142202	265149	Rotor & Shaft Asy. – LGL (Includes Ref. Nos. 24A & 24B)	1
13A	142205	265148 [2]	Rotor & Shaft Asy. – LGLD [5] (Includes Ref. Nos. 24A & 24B)	1
14	142159	095131 [1]	Vane – Duravane (Std.)	6
20	142110	035128	Head	2
21	Special Order	920369	Capscrews – Head	40
24	142537	903166 [1]	Ball Bearing	2
24A	142548	903523 [2]	Locknut – Bearing	2
24B	142550	903524 [1]	Lockwasher – Bearing	2
26	142292	385125 [1]	Gasket – Bearing Cover	2
27	142116	041815	Bearing Cover (Inboard) [3]	1
27A	142118	041817	Bearing Cover (Outboard) [4]	1
28	Special Order	920285	Capscrews – Bearing Cover	8-12

Ref No.	Item Number	Part Number	Description	Qty.
35	Special Order	909209 [1,7]	Key – Shaft – 1/4" Square	1
41	142184	185111 [2]	Liner	1
42	142426	655112	Flange – NPT	2
	Special Order	655102	Flange – Weld	
42A	142473	702002 [1]	O-Ring – Flange	2
42B	Special Order	920547	Capscrew – NPT Flange	8
	Special Order	920510	Capscrew – Weld Flange	
71	142133	065112 [1]	Disc	2
72	142479	702041 [1]	O-Ring – Head	2
73	Special Order	908198	Gage Plug	2
74	142186	185191 [2]	Key – Liner	1
76	142206	317815	Grease Fitting	2
76A	142478	701992	Grease Relief Fitting	2
77	142169	125110 [1,6]	Push Rod	3
104	142234	331908 [1,3]	Grease Seal	1
123A	Special Order	N/A	Dirt Shield	1
186	142553	341801	Shaft Protector (LGLD Models Only)	1
---	142549	903091	Tool – Locknut	---
---	142535	898981	Kit – Maintenance	---
---	142530	899081	Kit – Rebuild	---

[1] Included in Maintenance Kit & Rebuild Kit. *[2] Included in Rebuild Kit.*

The following applies to double end shaft pumps (LGLD):

[3] Use Two. *[4] Use None.*

[5] Double-Ended Rotor & Shaft. *[6] 3" is Composite.*

[7] Pumps before April 2008 used Woodruff key 909130, included in Maintenance Kits.

[8] Pumps before 1995 require liner key 184407.

Parts Details for Models LGLD3F, LGL3F

and discontinued LGLD3E, LGL3E

Reference: 501-C01 2.2021

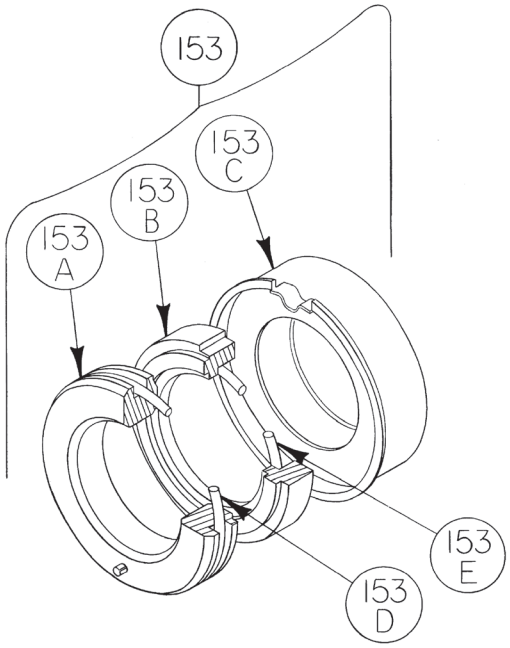

Mechanical Seal – NH_3 Or Dual Service – SNCN (ID Code = QA)

Ref No.	Item Number	Part Number	Description	Qty.
153	142273	335225 [1]	Mechanical Seal Assembly	2
153A	Special Order	[2]	Stationary Seat (Steel)	2
153B	Special Order	[2]	Seal Face (Carbon)	2
153C	Special Order	[2]	Jacket Assembly	2
153D	142449	702025	O-Ring – Stationary (Buna-N)	2
153E	Special Order	711912	O-Ring – Rotating (Buna-N)	2

1. *Included in Maintenance Kit.*
2. *Note: Mechanical Seal Assy. (Ref 153) is only sold as a complete assembly. Ref. Nos. 153A, 153B, & 153F are not available as separate replacement parts.*

Optional 1” Hydraulic Motor Adapter Parts

Ref No.	Item Number	Part Number	Description	Qty.
See Below	142557	895143	Hydraulic Motor Adapter Kit *	See Below
26A	142285	381817	Gasket – Hydraulic Motor Adapter	1
28A	Special Order	920369	Capscrew – 1” Hydraulic Motor Adapter / Head	4 / 6
34	Special Order	906990	Coupling w/ Setscrew – Straight Key Hyd. Motor Shaft	1
35	Special Order	909184	Key – Coupling	1
76	142206	317815	Grease Fitting	1
76A	142478	701992	Grease Relief Fitting	1
135	Special Order	041831	Hydraulic Motor Adapter – SAE A Flange	1
135A	Special Order	920510	Capscrew – Adapter / Motor	2

** Hydraulic Motor Adapter Kits shipped prior to Spring 2002 were of a two piece design — refer to page 206-C00.*

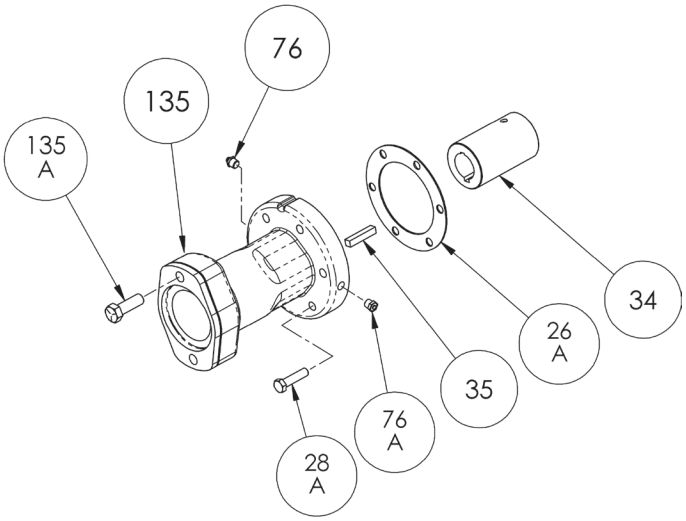

Optional 1 1/4” Hydraulic Motor Adapter Parts

Ref No.	Item Number	Part Number	Description	Qty.
See Below	142528	895140	Hydraulic Motor Adapter Kit *	See Below
26A	142285	381817	Gasket – Hydraulic Motor Adapter	1
28A	Special Order	920369	Capscrew – Hydraulic Motor Adapter / Head	4 / 6
34	Special Order	906967	Coupling w/ Setscrew – 1.25” Straight Key Hyd. Motor Shaft	1
35	Special Order	909184	Key – Coupling	1
76	142206	317815	Grease Fitting	1
76A	142478	701992	Grease Relief Fitting	1
135	Special Order	041831	Hydraulic Motor Adapter – SAE A Flange	1
135A	Special Order	920510	Capscrew – Adapter / Motor	2

** Hydraulic Motor Adapter Kits shipped prior to Spring 2002 were of a two piece design — refer to page 206-C00.*

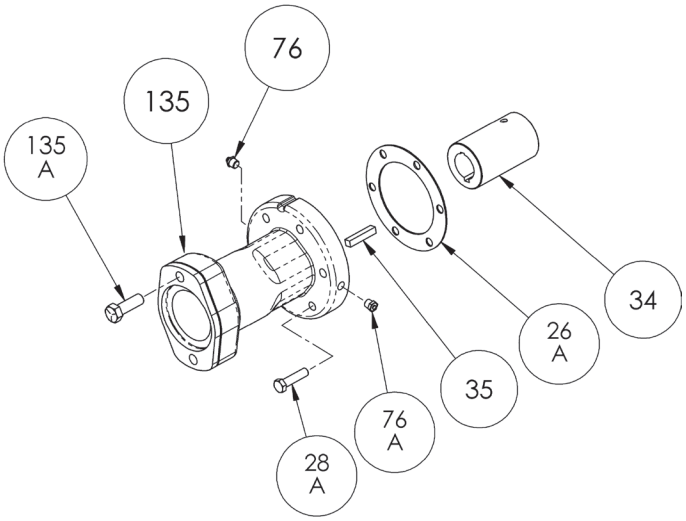

Parts Details for Models LGLD4B

Reference: 501-E01 6.2011

Keep with 501-E00 for Installation, Operation and Maintenance Instructions.

Buna-N Standard O-Ring Material

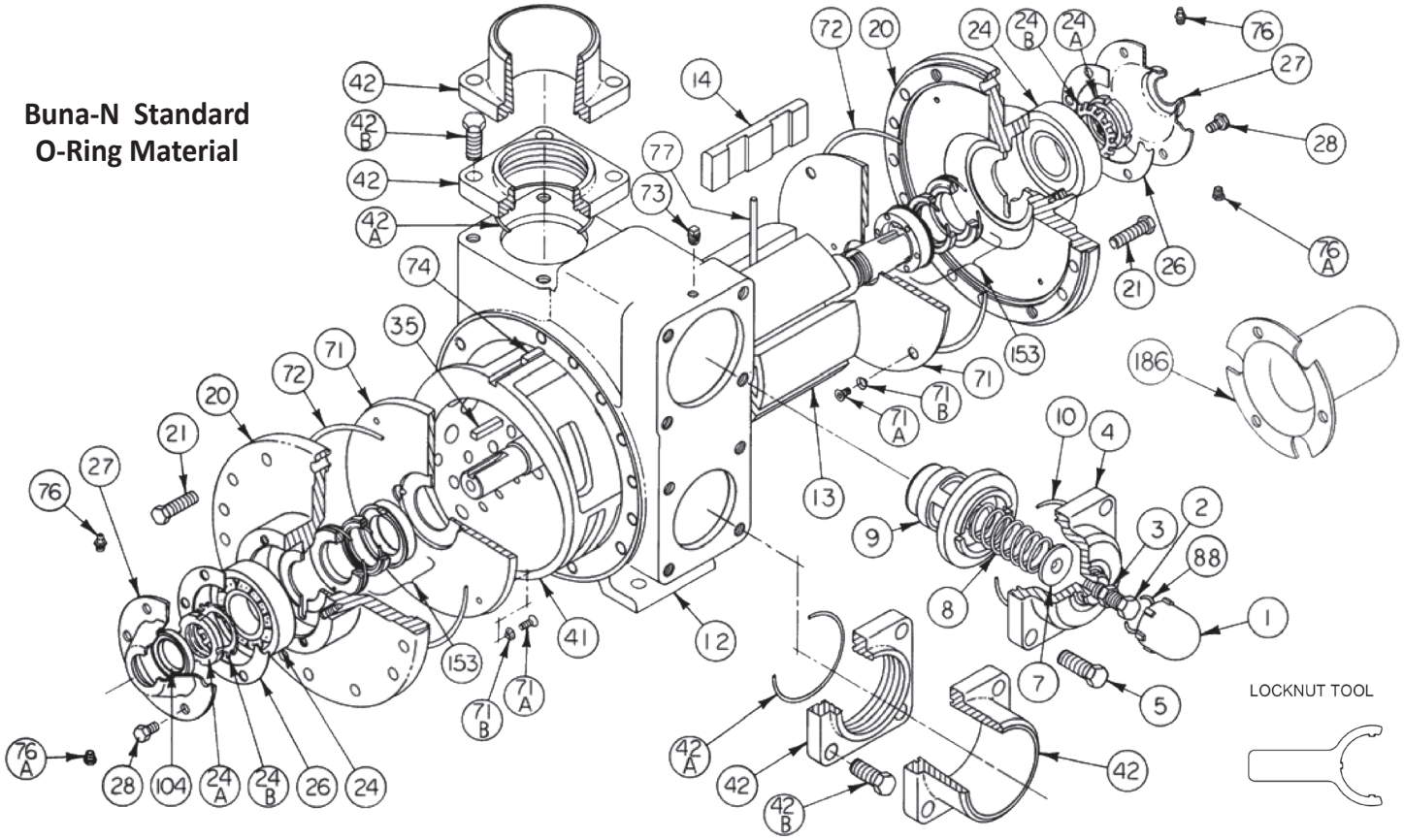

Ref No.	Item Number	Part Number	Description	Qty.
1	Special Order	413957	Cap – Relief Valve (R/V)	1
2	Special Order	436310	Adjusting Screw – R/V	1
3	Special Order	432039	Locknut – Adjusting Screw	1
4	Special Order	412001	Cover – R/V	1
5	Special Order	920663	Capscrews – R/V Cover	4
7	142338	426355	Spring Guide – R/V	1
8	142404	472039 [1]	Spring – R/V	1
9	142360	452001	Valve – R/V	1
10	142458	701946 [1]	O-Ring – R/V Cover	1
12	Special Order	012019	Casing	1
13	142508	262041 [2]	Rotor & Shaft Asy. – Double End (Includes Ref. Nos. 24A & 24B)	1
14	142145	092019 [1]	Vane – Duravane	6
20	142104	032041	Head	2
21	142614	920532	Capscrews – Head	28
24	142537	903166 [1]	Ball Bearing	2
24A	142555	903541 [2]	Locknut – Bearing	2
24B	142556	903542 [1]	Lockwasher – Bearing	2
26	142292	385125 [1]	Gasket – Bearing Cover	2
27	142116	041815	Bearing Cover – LGLD4B	2
28	Special Order	920285	Capscrews – Bearing Cover	12
35	142578	909183 [1]	Key – Shaft	1

Ref No.	Item Number	Part Number	Description	Qty.
41	142173	182000 [2]	Liner	1
42	142416	652012	Flange – 3" NPT	1-2
	Special Order	652007	Flange – 3" Weld	
	Special Order	652005	Flange – 4" Weld	
42A	142452	701937 [1]	O-Ring – NPT – Weld Flange	2
42B	Special Order	920663	Capscrew – NPT Flange	8
	142617	920640	Capscrew – Weld Flange	
71	142129	062039 [1]	Disc	2
71A	145284	920015 [2]	Machine Screw – Disc	8
71B	142211	909634 [2]	Lockwasher – Machine Screw	8
72	142481	702039 [1]	O-Ring – Head	2
73	Special Order	908198	Gage Plug	2
74	Special Order	182040 [2]	Key – Liner	1
76	142206	317815	Grease Fitting	2
76A	142478	701992	Grease Relief Fitting	2
77	142166	122009 [1]	Push Rod – Composite – LGLD4B	3
88	142445	701926 [1]	O-Ring – R/V Cap	1
104	142234	331908 [1]	Grease Seal – LGLD4B	2
186	142553	341801	Shaft Protector	1
---	142545	903092	Tool – Locknut	---
---	142527	898922	Kit – Maintenance	---
---	142571	899022	Kit – Rebuild	---

1. *Included in Maintenance Kit & Rebuild Kit.*
2. *Included in Rebuild Kit only.*

Parts Details for Models LGLD4B

Reference: 501-E01 6.2011

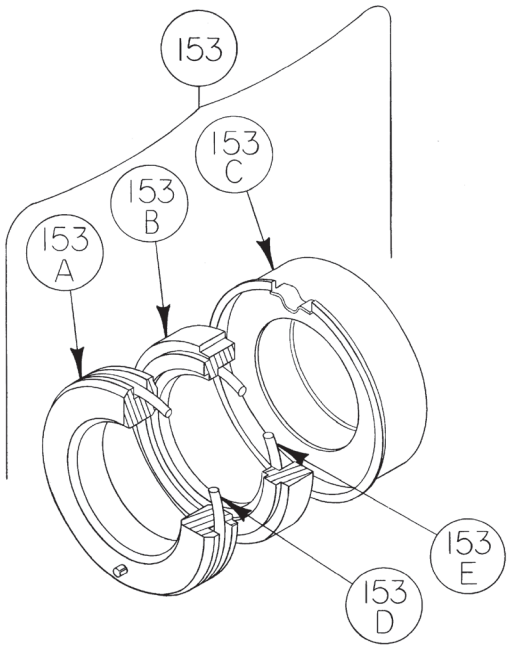

Mechanical Seal – Standard

Ref No.	Item Number	Part Number	Description	Qty.
153	142252	332050 [1]	Mechanical Seal Assembly	2
153A	Special Order	[2]	Stationary Seat (Hardened Steel)	2
153B	Special Order	[2]	Seal Face (Carbon)	2
153C	Special Order	[2]	Jacket Assembly	2
153D	142451	701934	O-Ring – Stationary (Buna-N)	2
153E	Special Order	711912	O-Ring – Rotating (Buna-N)	2

1. *Included in Maintenance Kit.*
2. *Note: Mechanical Seal Assy. (Ref 153) is only sold as a complete assembly. Ref. Nos. 153A, 153B, & 153F are not available as separate replacement parts.*

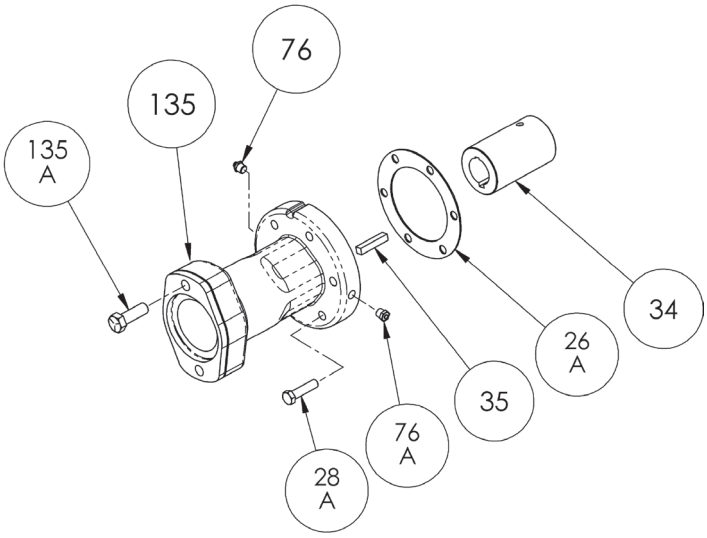

Hydraulic Motor Adapter Parts

Ref No.	Item Number	Part Number	Description	Qty.
See Below	142547	892037	Hydraulic Motor Adapter Kit	See Below
26A	142285	381817	Gasket – Hydraulic Motor Adapter	1
28A	Special Order	920369	Capscrew – Hydraulic Motor Adapter / Head	6
34	142514	906970	Coupling w/ Setscrew – 1.25" Straight Key Hyd. Motor Shaft	1
35	Special Order	909184	Key – Coupling	1
76	142206	317815	Grease Fitting	1
76A	142478	701992	Grease Relief Fitting	1
135	142119	041829	Hydraulic Motor Adapter – SAE A Flange	1
135A	Special Order	920510	Capscrew – Adapter / Motor	2

Parts Details for Models TLGLF3C

Reference: 501-D01 2.2021

Keep with 501-D00 for Installation, Operation and Maintenance Instructions.

Buna-N Standard O-Ring Material

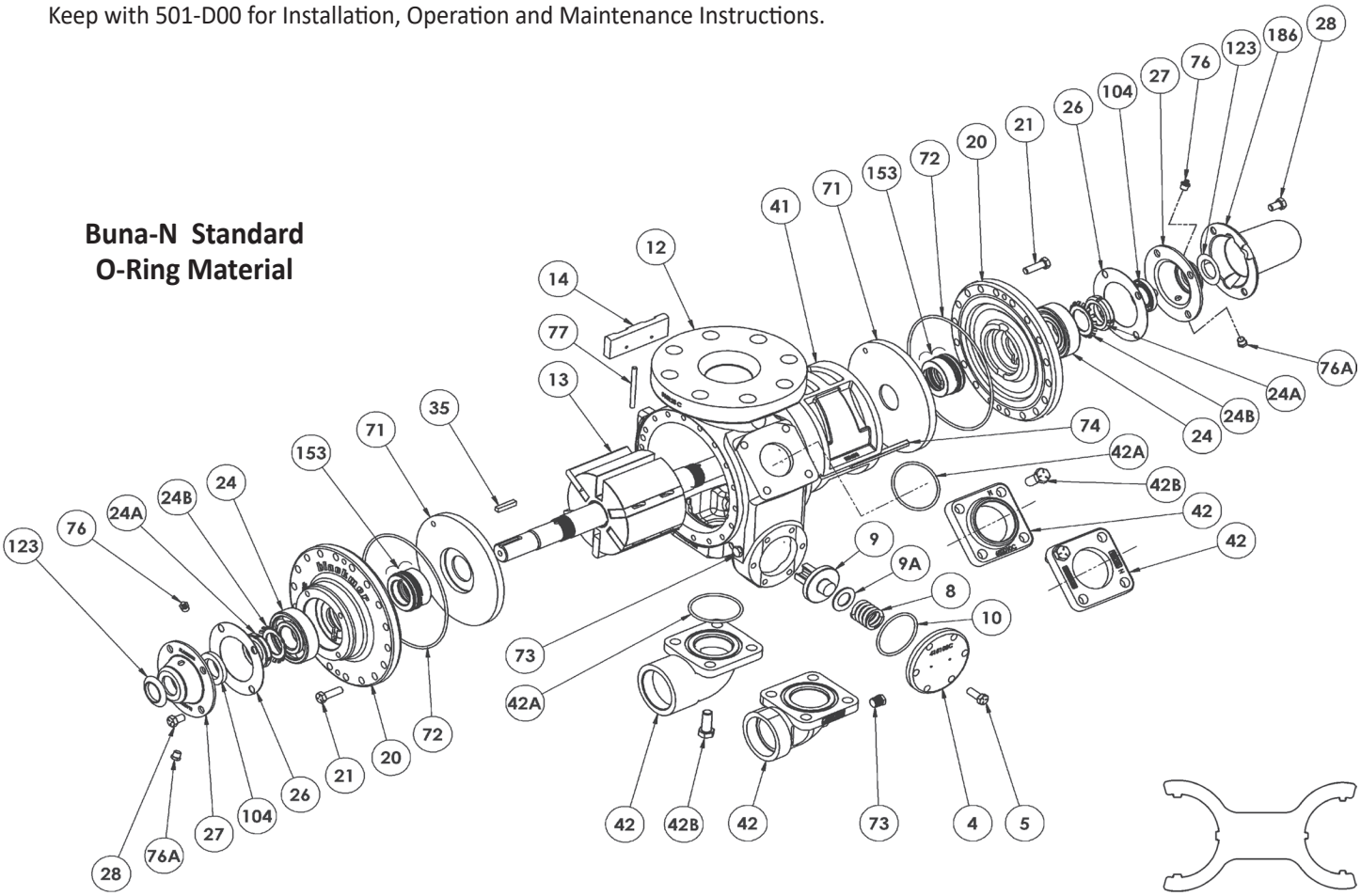

Ref No.	Item Number	Part Number	Description	Qty.
4	Special Order	415108	Cover – Relief Valve (R/V)	1
5	Special Order	920331	Capscrew – R/V Cover	6
8	142390	471428 [1]	Spring – R/V	1
9	142351	451460 [4]	Valve – R/V	1
9A	Special Order	332907	Relief Valve Shim – .035"	0-1
	Special Order	332937	Relief Valve Shim – .075"	
10	142438	701919 [1]	O-Ring – R/V Cover	1
12	Special Order	015128	Casing	1
13	142204	265147 [2]	Rotor & Shaft Assembly [5]	1
14	142161	095132 [1]	Vane – Duravane	6
20	Special Order	035132	Head	2
21	Special Order	920351	Capscrews – Head	36
24	142536	903156 [1]	Ball Bearing	2
24A	142544	903521 [2]	Locknut – Bearing	2
24B	142546	903522 [1]	Lockwasher – Bearing	2
26	142288	383940 [1]	Gasket – Bearing Cover	2
27	142112	041431	Bearing Cover	2
28	Special Order	920285	Capscrews – Bearing Cover	8
35	Special Order	909209 [1]	Key – Shaft Current – .25 Sq.	1
	142560	909130 [1]	Key – Shaft OBS – Woodruff	
41	142180	185101 [1]	Liner	1
42	142415	652010	Flange – 2" NPT	1-2
	Special Order	652024	Flange – 2" Slip-On Weld	
	142428	655100 [6]	Flanged Elbow – 2" NPT	
	142429	655109 [6]	Flanged Elbow – 2" Socket Weld	
	Special Order	652036	Blank Flange for Auxiliary Inlet	

Ref No.	Item Number	Part Number	Description	Qty.
42	Special Order	655200	Flange – 2" NPT Stainless	1-2
	Special Order	655209 [6]	Flange – 2" Socket Weld Elbow Stainless	
	Special Order	655224	Flange – 2" Slip-On Weld Stainless	
42A	142477	702004 [1,3]	O-Ring – Flange 2 5/8" x 2 7/8" (Current)	2
	142438	701919 [1]	O-Ring – Flange 2 1/2" x 2 3/4" (Older Pumps)	
42B	142612	920491	Capscrew – Flanges	4-8
	Special Order	920494	Socket Capscrew – Elbow Flanges	
71	142136	065121 [1]	Disc	2
72	142500	711923 [1]	O-Ring – Head	2
73	Special Order	908198	Gage Plug	2
74	142188	185193 [2]	Key – Liner	1
76	142206	317815	Grease Fitting	2
76A	142478	701992	Grease Relief Fitting	2
77	Special Order	121608 [1]	Push Rod	3
104	142240	331918 [1]	Grease Seal	2
123	142432	701480 [1]	Dirt Shield	2
186	Special Order	341601	Shaft – Protector	1
---	142549	903091	Tool – Locknut	---
---	142539	898980	Kit – Maintenance	---
---	Special Order	899225	Kit – Maintenance with R/V	---
---	142534	899080	Kit – Rebuild	---
---	142523	899125	Kit – Rebuild with R/V	---

1. Included in Maintenance Kit & Rebuild Kit.
2. Included in Rebuild Kit.
3. Larger O-Ring introduced October 2002.
4. Additional Parts Included in Kits with R/V.
5. Includes Ref. Nos. 24A & 24B.
6. Socket Head Capscrew Specific.

Parts Details for Models TLGLF3C

Reference: 501-D01 2.2021

Mechanical Seal – NH_3 Or Dual Service – SNCN (ID Code = QA)

Ref No.	Item Number	Part Number	Description	Qty.
153	142253	334439 [1]	Mechanical Seal Assembly	2
153A	Special Order	[2]	Stationary Seat (Hardened Steel)	2
153B	Special Order	[2]	Seal Face (Carbon)	2
153C	Special Order	[2]	Jacket Assembly	2
153D	Special Order	711924	O-Ring – Stationary (Buna-N)	2
153E	142496	711918	O-Ring – Rotating (Buna-N)	2

1. Included in Maintenance Kit.

2. Note: Mechanical Seal Assy. (Ref 153) is only sold as a complete assembly. Ref. Nos. 153A, 153B, & 153F are not available as separate replacement parts.

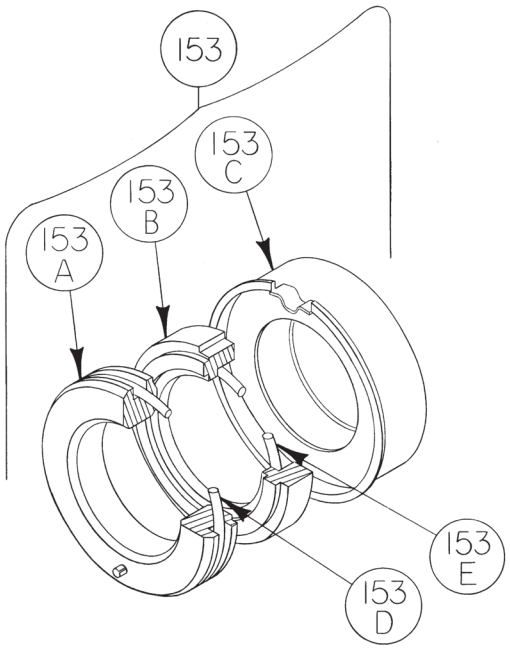

Optional 1" Hydraulic Motor Adapter Parts

Ref No.	Item Number	Part Number	Description	Qty.
See Below	Special Order	891205	Hydraulic Motor Adapter Kit *	See Below
26A	142288	383940	Gasket – Hydraulic Motor Adapter	1
28A	Special Order	920369	Capscrew – Hydraulic Motor Adapter / Head	4
34	Special Order	906966	Coupling w/ Setscrew – Straight Key Hyd. Motor Shaft	1
35	Special Order	N/A	Key – Coupling	1
76	142206	317815	Grease Fitting	1
76A	142478	701992	Grease Relief Fitting	1
135	Special Order	041827	Hydraulic Motor Adapter – SAE A Flange	1
135A	Special Order	920510	Capscrew – Adapter / Motor	2

** Hydraulic Motor Adapter Kits shipped prior to Spring 2002 were a two piece design – refer to page 206-C00.*

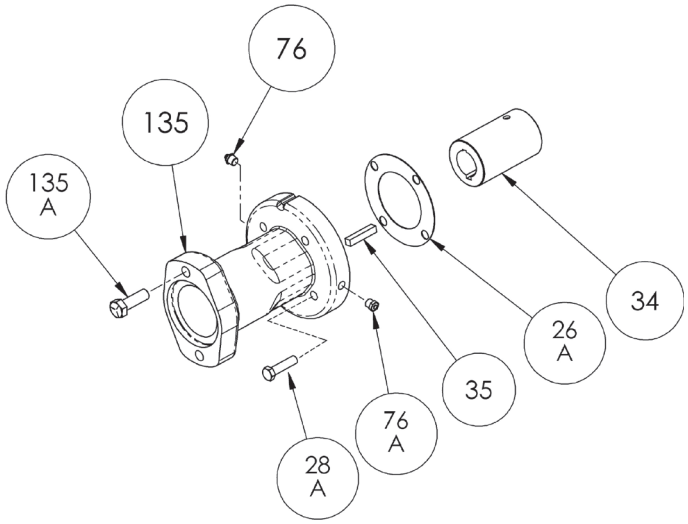

Optional 1 1/4" Hydraulic Motor Adapter Parts

Ref No.	Item Number	Part Number	Description	Qty.
See Below	142568	891458	Hydraulic Motor Adapter Kit *	See Below
26A	142288	383940	Gasket – Hydraulic Motor Adapter	1
28A	Special Order	920369	Capscrew – Hydraulic Motor Adapter / Head	4
34	Special Order	906967	Coupling w/ Setscrew – Straight Key Hyd. Motor Shaft	1
35	Special Order	909184	Key – Coupling	1
76	142206	317815	Grease Fitting	1
76A	142478	701992	Grease Relief Fitting	1
135	142127	041828	Hydraulic Motor Adapter – SAE A Flange	1
135A	Special Order	920510	Capscrew – Adapter / Motor	2

** Hydraulic Motor Adapter Kits shipped prior to Spring 2002 were a two piece design – refer to page 206-C00.*

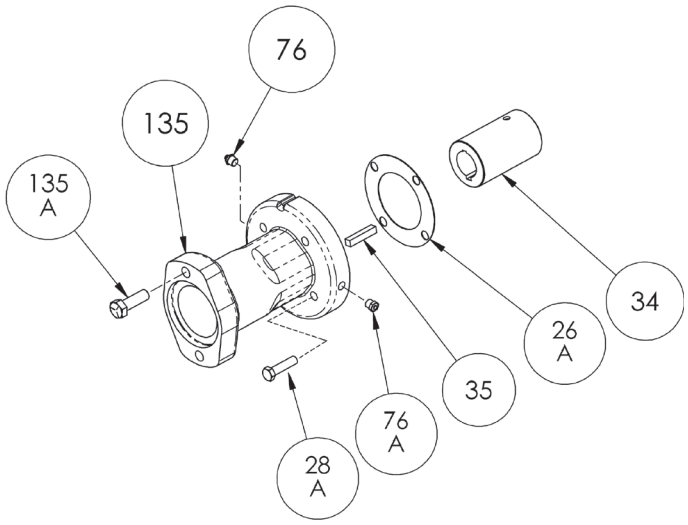

Parts Details for Models TLGLF4B

Reference: 501-E03 5.2016

Keep with 501-E00 for Installation, Operation and Maintenance Instructions.

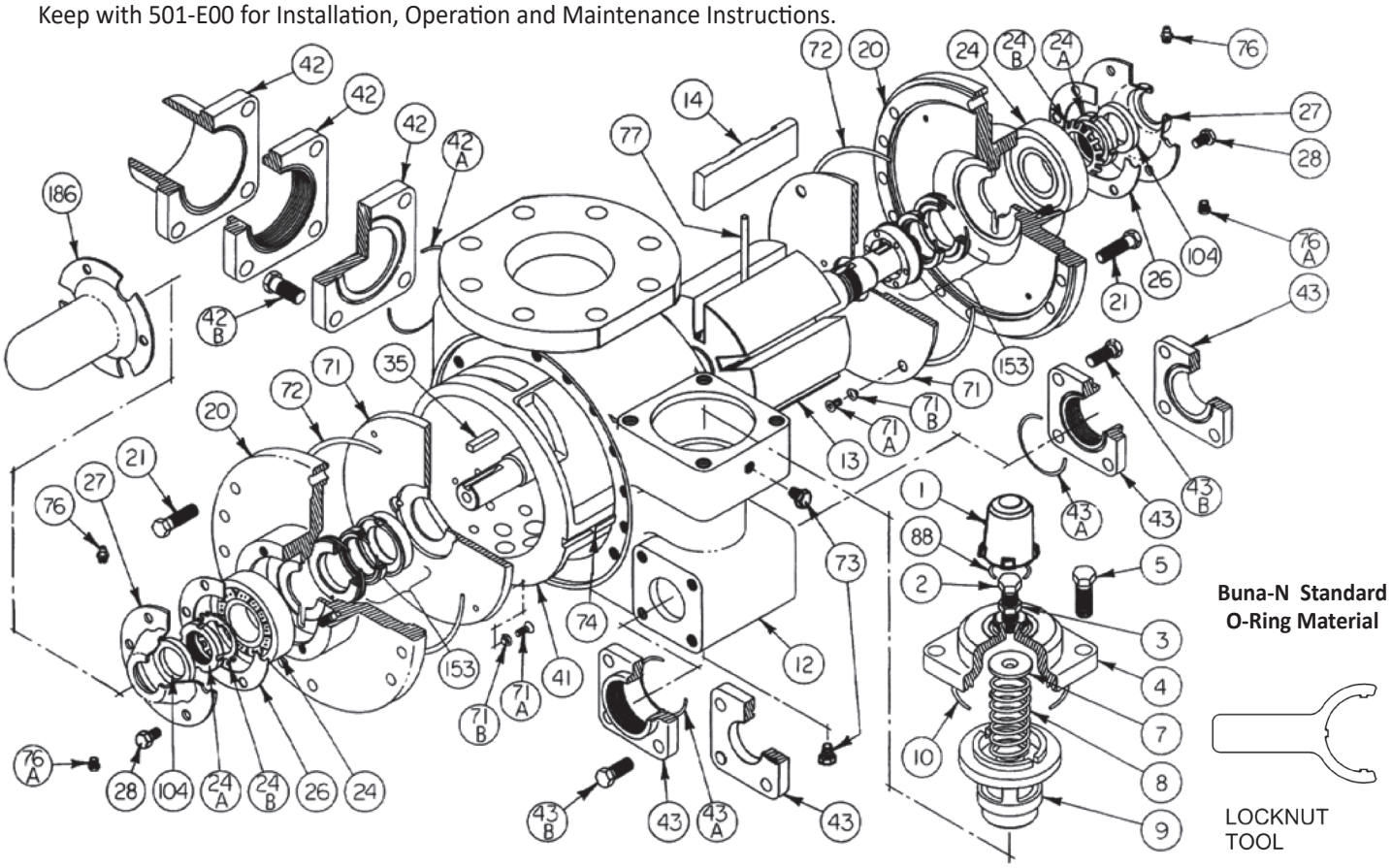

Ref No.	Item Number	Part Number	Description	Qty.
1	Special Order	413957	Cap – Relief Valve (R/V)	1
2	Special Order	436310	Adjusting Screw – R/V	1
3	Special Order	432039	Locknut – Adjusting Screw	1
4	Special Order	412001	Cover – R/V	1
5	Special Order	920663	Capscrews – R/V Cover	4
7	142338	426355	Spring Guide – R/V	1
8	142404	472039 [1]	Spring – R/V	1
9	142360	452001	Valve – R/V	1
10	142458	701946 [1]	O-Ring – R/V Cover	1
12	Special Order	012041	Casing	1
13	142508	262041 [2]	Rotor & Shaft Asy. (Includes Ref. Nos. 24A & 24B)	1
14	142145	092019 [1]	Vane – Duravane	6
20	142104	032041	Head	2
21	142614	920532	Capscrews – Head	28
24	142537	903166 [1]	Ball Bearing	2
24A	142555	903541 [2]	Locknut – Bearing	2
24B	142556	903542 [1]	Lockwasher – Bearing	2
26	142292	385125 [1]	Gasket – Bearing Cover	2
27	142116	041815	Bearing Cover	2
28	Special Order	920285	Capscrews – Bearing Cover	12
35	142578	909183 [1]	Key – Shaft	1
41	142173	182000 [2]	Liner	1
AUXILIARY INLET OPTIONS				
42	142416	652012	Flange – 3” NPT	1
	Special Order	652030	Flange – 2” NPT	
	Special Order	652005	Flange – 4” Weld	
	Special Order	652007	Flange – 3” Weld	
	142417	652000	Flange – Blank	

Ref No.	Item Number	Part Number	Description	Qty.
42A	142452	701937	O-Ring – Aux. Inlet Flanges	1
42B	Special Order	920663	Capscrew – 2”, 3” NPT Flange	4
	142617	920640	Capscrew – 3”, 4” Weld Flange; Blank Flange	
TWIN DISCHARGE PORT OPTIONS				
43	142415	652010	Flange – 2” NPT	2
	Special Order	652024	Flange – 2” Slip-on Weld	
43A	142477	702004 [1]	O-Ring – 2” Discharge Flanges	2
43B	142612	920491	Capscrew – Discharge Flange	8
71	142129	062039 [1]	Disc	2
71A	142284	920015 [2]	Machine Screw – Disc	8
71B	142211	909634 [2]	Lockwasher – Machine Screw	8
72	142481	702039 [1]	O-Ring – Head	2
73	Special Order	908198	Gage Plug	2
74	Special Order	182040 [2]	Key – Liner	1
76	142206	317815	Grease Fitting	2
76A	142478	701992	Grease Relief Fitting	2
77	142166	122009 [1]	Push Rod – Composite	3
88	142445	701926 [1]	O-Ring – R/V Cap	1
104	142234	331908 [1]	Grease Seal	2
186	142553	341801	Shaft Protector	1
---	142545	903092	Tool – Locknut	---
---	142527	898922	Kit – Maintenance	---
---	142571	899022	Kit – Rebuild	---

1. Included in Maintenance Kit & Rebuild Kit.

2. Included in Rebuild Kit.

Parts Details for Models TLGLF4B

Reference: 501-E03 5.2016

Mechanical Seal

Ref No.	Item Number	Part Number	Description	Qty.
153	142252	332050 [1]	Mechanical Seal Assembly	2
153A	Special Order	[2]	Stationary Seat (Hardened Steel)	2
153B	Special Order	[2]	Seal Face (Carbon)	2
153C	Special Order	[2]	Jacket Assembly	2
153D	142451	701934	O-Ring – Stationary (Buna-N)	2
153E	Special Order	711912	O-Ring – Rotating (Buna-N)	2

1. *Included in Maintenance Kit.*
2. *Note: Mechanical Seal Assy. (Ref 153) is only sold as a complete assembly. Ref. Nos. 153A, 153B, & 153F are not available as separate replacement parts.*

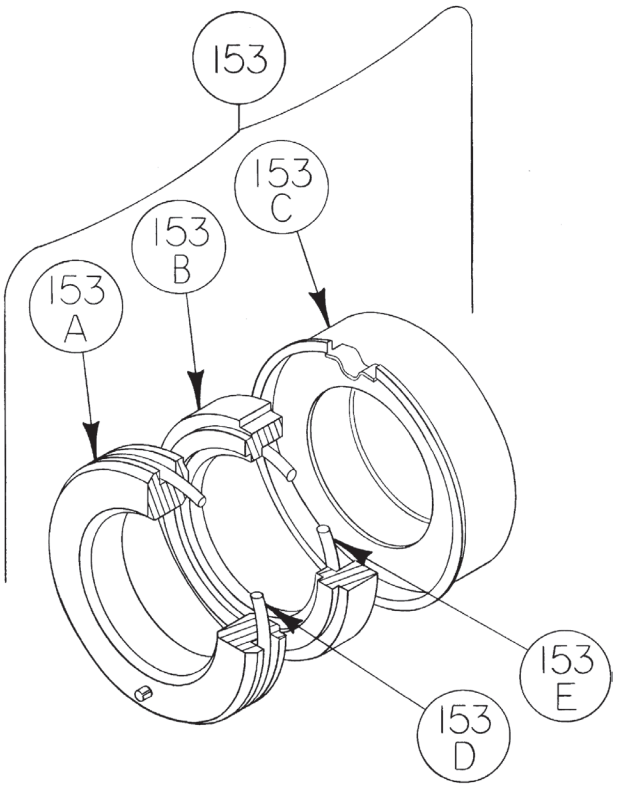

Optional Hydraulic Motor Adapter Parts

Ref No.	Item Number	Part Number	Description	Qty.
See Below	142547	892037	Hydraulic Motor Adapter Kit	See Below
26A	142285	381817	Gasket – Hydraulic Motor Adapter	1
28A	Special Order	920369	Capscrew – Hydraulic Motor Adapter / Head	6
34	142514	906970	Coupling w/ Setscrew – 1.25" Straight Key Hyd. Motor Shaft	1
35	Special Order	909184	Key – Coupling	1
76	142206	317815	Grease Fitting	1
76A	142478	701992	Grease Relief Fitting	1
135	142119	041829	Hydraulic Motor Adapter – SAE A Flange	1
135A	Special Order	920510	Capscrew – Adapter / Motor	2

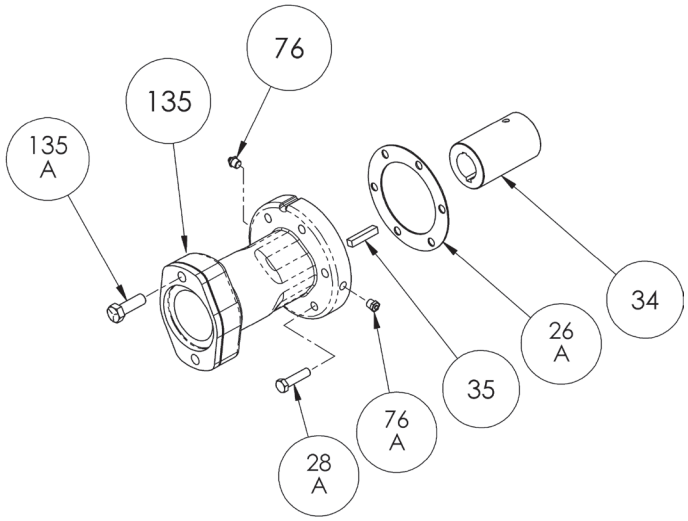

LGF1E, LGB1E, LGF1PE, & LGB1PE Maintenance Kits
LGRL1.25, LGRLF1.25, LGL1.25, LGLF1.25A, LGL1.5, & LGLF1.5A 8-Vane Maintenance Kits

	LGF1E, LGB1E, LGF1PE & LGB1PE			LGRL1.25, LGLF1.25A, LGL1.25, LGLF1.25A, LGL1.5, & LGLF1.5A 8-Vane		
Description	**Item Number**	**Part Number**	**Qty.**	**Item Number**	**Part Number**	**Qty.**
Maintenance Kit	*142539*	*898980 **	*1*	*142527*	*898922 **	*1*
O-Ring (Spring Guide)	142504	711940	1	-----	-----	---
O-Ring (R/V Cover)	142468	701965	1	Special Order	711924	1
O-Ring (R/V Cap)	-----	-----	---	142462	701949	1
Vanes - Set	142149	092913	6	142155	093088	8
Bearings	142542	903405	2	142532	903114	2
Bearing Lockwasher	142554	903532	2	142551	903533	2
Bearing Cover Gasket	142284	383075	1	142284	383075	2
Disc	-----	-----	---	142130	063075	2
O-Ring (Head)	142506	711941	1	142436	701918	2
Grease Seal	142246	331934	1	142244	331927	1
Mechanical Seal	142256	332920	2	142260	333045	2
Shaft Key	Special Order	909152	1	Special Order	909152	1

** Maintenance Kits Include All Parts Listed Above.*

LGRL1.25, LGRLF1.25, LGL1.25, LGLF1.25A, LGL1.5, & LGLF1.5A 4-Vane Maintenance Kits

	LGRL1.25 & LGRLF1.25			LGL1.25 & LGLF1.25A			LGL1.5 & LGLF1.5A		
Description	**Item Number**	**Part Number**	**Qty.**	**Item Number**	**Part Number**	**Qty.**	**Item Number**	**Part Number**	**Qty.**
Maintenance Kit	*142516*	*898917 **	*1*	*142518*	*898918 **	*1*	*142538*	*898919 **	*1*
O-Ring (R/V Cover)	Special Order	711924	1	Special Order	711924	1	Special Order	711924	1
O-Ring (R/V Cap)	142462	701949	1	142462	701949	1	142462	701949	1
Vanes - Set	142155	093088	4	142155	093088	4	142155	093088	4
Push Rod	Special Order	123004	2	142168	123076	2	142170	123401	2
Bearings	142532	903114	2	142532	903114	2	142532	903114	2
Bearing Lockwasher	142551	903533	2	142551	903533	2	142551	903533	2
Bearing Cover Gasket	142284	383075	2	142284	383075	2	142284	383075	2
Disc	142130	063075	2	142130	063075	2	142130	063075	2
O-Ring (Head)	142436	701918	2	142436	701918	2	142436	701918	2
Grease Seal	142244	331927	1	142244	331927	1	142244	331927	1
Mechanical Seal	142260	333045	2	142260	333045	2	142260	333045	2
Shaft Key	Special Order	909152	1	Special Order	909152	1	Special Order	909152	1

** Maintenance Kits Include All Parts Listed Above.*

LGLD3F, LGL3F, & LGL4B Maintenance Repair Kits

	LGLD2F & LGL2F			LGLD3F & LGL3F			LGL4B		
Description	**Item Number**	**Part Number**	**Qty.**	**Item Number**	**Part Number**	**Qty.**	**Item Number**	**Part Number**	**Qty.**
Maintenance Kit	*142522*	*898979 **	*1*	*142535*	*898981 **	*1*	*142527*	*898922 **	*1*
Relief Valve Spring	142387	471423	1	142407	475135	1	142404	472039	1
O-Ring (R/V Cover)	142438	701919	1	142444	701925	1	142458	701946	1
O-Ring (R/V Cap)	-----	-----	---	-----	-----	---	142445	701926	1
Vanes - Set	142581	091419	6	142159	095131	6	142145	092019	6
Push Rod	Special Order	123909 *Stl*	3	142169	125110 *Com*	3	142166	122009 *Com*	3
Bearings	142536	903156	2	142537	903166	2	142537	903166	2
Bearing Lockwasher	142546	903522	2	142550	903524	2	142556	903542	2
Bearing Cover Gasket	142288	383940	2	142292	385125	2	142292	385125	2
Disc	142131	064412	2	142133	065112	2	142129	062039	2
O-Ring (Head)	142475	702022	2	142479	702041	2	142481	702039	2
O-Ring (Flange)	142477	702004	2	142473	702002	2	142452	701937	2
Grease Seal	142240	331918	1	142240	331918	2	142234	331908	2
Dirt Shield	142432	701480	1	-----	-----	---		-----	
Mechanical Seal	142253	334439	2	142273	335225	2	142252	332050	2
Shaft Key	Special Order	909209	1	Special Order	909209	1	142578	909183	1

** Maintenance Kits Include All Parts Listed Above.*

Stl = Steel Pushrod Com = Composition Pushrod

LGLD2E, LGLD3F, & LGL4B Pump Rebuild Kits

	LGLD2E			LGLD3F			LGL4B		
Description	**Item Number**	**Part Number**	**Qty.**	**Item Number**	**Part Number**	**Qty.**	**Item Number**	**Part Number**	**Qty.**
Rebuild Kit	*142529*	*899079 [1]*	*1*	*142530*	*899081 [1]*	*1*	*142571*	*899022 [2]*	*1*
Rotor & Shaft - LGL	-----	-----	-----	-----	-----	-----	142508	262041	1
Rotor & Shaft - LGLD	142207	264445	1	142205	265148	1	-----	-----	-----
Locknut - Bearing	142544	903521	2	142548	903523	2	142544	903541	2
Liner	142178	184405	1	142184	185111	1	142173	182000	1
Key - Liner	142176	183991	1	142186	185191	1	Special Order	182040	1
Screw - Disc	-----	-----	-----	-----	-----	-----	145284	920015	8
Lockwasher - Disc	-----	-----	-----	-----	-----	-----	142211	909634	8

1. 899079 & 899081 Rebuild Kit Includes All Parts In The Maintenance Kit Plus the Rotor & Shaft, Locknut, Liner, & Key.

2. 899022 Rebuild Kit Includes All Parts In The Maintenance Kit Plus the Rotor & Shaft, Locknut, Liner, Key, Screw - Disc, & Lockwasher Disc.

Single End Rotor & Shaft Assemblies

Part Description	Item Number	Part Number	Fits
Rotor & Shaft - LGL	142201	264443	LGL2E
	142202	265149	LGL3F & LGL3E

TLGLF3C & TLGLF4B Pump Maintenance Kits

	TLGLF3C			TLGLF4B		
Description	**Item Number**	**Part Number**	**Qty.**	**Item Number**	**Part Number**	**Qty.**
Maintenance Kit	*142539*	*898980 **	*1*	*142527*	*898922 **	*1*
Relief Valve Spring	142390	471428	1	142404	472039	1
O-Ring (R/V Cover)	142438	701919	1	142458	701946	1
O-Ring (R/V Cap)	-----	-----	---	142445	701926	1
Vanes - Set	142151	095132	6	142145	092019	6
Push Rod	Special Order	121608 *Stl*	3	142166	122009 *Com*	3
Bearings	142536	903156	2	142537	903166	2
Bearing Lockwasher	142546	903522	2	142556	903542	2
Bearing Cover Gasket	142288	383940	2	142292	385125	2
Disc	142136	065121	2	142129	062039	2
O-Ring (Head)	142500	711923	2	142481	702039	2
O-Ring (Flange)	142477	702004	2	142477	702004	2
O-Ring (Flange) Older Pumps	142438	701919	2	-----	-----	---
Grease Seal	142240	331918	2	142234	331908	2
Dirt Shield	142432	701480	2		-----	
Mechanical Seal	142253	334439	2	142252	332050	2
Shaft Key	Special Order	909209	1	142578	909183	1

** Maintenance Kits Include All Parts Listed Above.*

Stl = Steel Pushrod Com = Composition Pushrod

TLGLF3C & TLGLF4B Pump Rebuild Kits

	TLGLF3C			TLGLF4B		
Description	**Item Number**	**Part Number**	**Qty.**	**Item Number**	**Part Number**	**Qty.**
Rebuild Kit	*142534*	*899080* [1]	*1*	*142571*	*899022* [2]	*1*
Rotor & Shaft	142204	265147	1	142508	262041	1
Locknut - Bearing	142544	903521	2	142555	903541	2
Liner	142180	185101	1	142173	182000	1
Key - Liner	142188	185193	1	Special Order	182040	1
Screw - Disc	-----	-----	-----	145284	920015	8
Lockwasher - Disc	-----	-----	-----	142211	909634	8

1. *899080 Rebuild Kit Includes All Parts In The Maintenance Kit Plus the Rotor & Shaft, Locknut, Liner, & Key.*
2. *899022 Rebuild Kit Includes All Parts In The Maintenance Kit Plus the Rotor & Shaft, Locknut, Liner, Key, Screw - Disc, & Lockwasher Disc.*

Corken & Blackmer Bypass Valves

Corken Bypass Valves				
Item Number	**Part Number**	**Size - FNPT**	**Application**	**Spring Range**
140300	B166-75 BAU	3/4”	Cylinder Filling Systems	50 - 150
140305	B166-1 BAU	1”		
140306	B166-1 CAU			100 - 225
140342	T166-1.25 AAU	1 1/4”	Bobtails & Small Bulk Systems	25 - 60
140335	T166-1.25 BAU			50 - 150
140336	T166-1.25 CAU			100 - 225
140341	T166-1.5 AAU	1 1/2”		25 - 60
140340	T166-1.5 BAU			50 - 150
140329	ZV200AAEE	2”	Transports & Larger Bulk Plant Systems	41 - 70
140330	ZV200BAEE			91 - 125
140331	ZV200CAEE			71 - 90
140328	ZV200AAJJ	2.5”		41 - 70

Other Spring Ranges Available.



B166



T166



ZV200

Blackmer Bypass Valves				
Item Number	**Part Number**	**Size - FNPT**	**Application**	**Spring Range**
142001	BV0.75-4100	3/4”	Cylinder Filling Systems	71 - 100
142000	BV1-4100	1”		
142004	BV1.25A-5100	1 1/4”	Bobtails & Small Bulk Systems	71 - 125
142002	BV1.5A-5100	1 1/2”		
142007	BV2A-21NN	2”	Transports & Larger Bulk Plant Systems	41 - 70
142006	BV2A-61NN			91 -125

Other Spring Ranges Available.



BV0.75A



BV1.5A



BV2A

Fisher Small Pump Bypass Valves

Item Number	Part Number	Pumping Capacity	Body Size	PSID Setting	PSID Range
122350	N110-06-1	5 - 20 GPM	3/4” FNPT	50 PSIG	25 - 75 PSIG
122360	N110-08-1	20 - 40 GPM	1” FNPT		
122355	N110-06-2	5 - 20 GPM	3/4” FNPT	100 PSIG	75 - 150 PSIG
122365	N110-08-2	20 - 40 GPM	1” FNPT		

Fisher Large Pump Bypass Valves

Item Number	Part Number	Pump Size	Body Size	PSID Setting	PSID Range
122300	N100A-08-1 *	2”	1” FNPT	50 PSIG	25 - 75 PSIG
122305	N100A-08-2 *			115 PSIG	50 - 150 PSIG
122310	N100A-10-1 *	2” or 3”	1 1/4” FNPT	50 PSIG	25 - 75 PSIG
122315	N100A-10-2 *			115 PSIG	50 - 150 PSIG
122320	N100A-12-1 *		1 1/2” FNPT	50 PSIG	25 - 75 PSIG
122325	N100A-12-2 *			115 PSIG	50 - 150 PSIG
122330	N100-16-1	4”	2” FNPT	50 PSIG	25 - 75 PSIG
122335	N100-16-2			115 PSIG	50 - 150 PSIG

** Only the N100A's are UL® listed.*

Fisher Backpressure Valves

Item Number	Part Number	Liquid Meter Size	Body Size	PSID Setting	PSID Range
122370	N120-06-3	3/4” or 1”	3/4” FNPT	12 PSIG	10 - 20 PSIG
122375	N120-08-3		1” FNPT		



N110-06-2



N100-16-2



N120-06-3

MEC Bypass Valves

MEC Bypass Valves				
Item Number	**Part Number**	**Size**	**Application**	**Spring Range**
147950	ME840-6-150	3/4” FNPT	Cylinder Filling Systems	50 - 150 PSI
147955	ME840-8-150	1” FNPT		
148005	ME840-10-125	1 1/4” FNPT	Bobtails & Small Bulk Systems	90 - 125 PSI
148015	ME840-12-125	1 1/2” FNPT		
148025	ME840-16-125	2” FNPT		90 - 125 PSI
148035	ME840-125 *	1 1/4” - 2” FNPT		90 - 125 PSI
147978	ME840-24-100	3” FNPT	Transports & Larger Bulk Plant Systems	50 - 100 PSI
147980	ME840-24-200			100 - 200 PSI
147990	ME840-24-3F-100	3” 300# Flange		50 - 100 PSI

** Universal Body Only - Flange Adapters sold Below.*
Socket Weld Flanges Available. *Alternate Spring Ranges Available.*


ME840-6-150


ME840-16-125


ME840-24-100


ME840-24-3F-100

MEC Bypass Accessories		
Item Number	**Part Number**	**Part Description**
147957	ME840-6K	3/4” & 1” Repair Kit — Less Spring
147959	ME840-6SRK	3/4” & 1” Seal Repair Kit
148064	ME840K	1 1/4” - 2” Repair Kit — Less Spring
148066	ME840SRK	1 1/4” - 2” Seal Repair Kit
147982	ME840-24K	3” Repair Kit — Less Spring
147984	ME840-24SRK	3” Seal Repair Kit
148040	ME840-10F *	1 1/4” FNPT 4 Bolt Flange Adapter
148044	ME840-12F *	1 1/2” FNPT 4 Bolt Flange Adapter
148048	ME840-16F *	2” FNPT 4 Bolt Flange Adapter

** With Bolts & O-Ring.*

Corken Bare Compressor with Flywheel	
Item Number	**Part Number**
140200	91AJ3FBANSNN
140211	291AM3FBANSNN
140221	491AM3FBANSNN
140231	691AM3FBANSNN



291AM3FBANSNN



491AM3FBANSNN

Compressor Selection		
Capacity Propane [1]	**Compressor Model Size**	**Motor Size Horsepower [2]**
23 GPM	91	3
34 GPM		5
45 GPM		7 1/2
50 GPM	291	5
79 GPM		7 1/2
89 GPM		10
95 GPM	491	7 1/2
119 GPM		10
179 GPM		15
193 GPM	691	15
260 GPM		20
334 GPM		25

1. *The capacities shown are based on 70° F, but will vary depending upon piping, fittings used, product being transferred & temperature. The factory can supply a detailed computer analysis if required.*
2. *The driver horsepower shown is based upon recovering residual vapors in moderate climates.*

Operating Specifications	Model Size			
	91	**291**	**491**	**691**
Number of Stages	1	1	1	1
Number of Cylinders	1	2	2	2
Bore of Cylinders	3.0”	3.0”	4.0”	4.5”
Stroke	2.5”	2.5”	3.0”	4.0”
Piston Displacement				
Minimum @ 400 RPM	4.1 CFM	8.2 CFM	17.5 CFM	29.5 CFM
Maximum @ 825 RPM	8.4 CFM	16.9 CFM	36.0 CFM	60.7 CFM
Maximum Working Pressure *	335 PSIG			
Maximum Brake Horsepower	7.5 kW	15 kW	15 kW	45 kW
Maximum Rod Load	3,600 lb	3,600 lb	4,000 lb	7,000 lb
Maximum Outlet Temperature	350 °F			
Bare Unit Weight	115 lb	160 lb	260 lb	625 lb
Maximum Flow — Propane	50 GPM	101 GPM	215 GPM	361 GPM

** These numbers specify pressure-containing abilities of the compressor cylinder & head. For many applications, factors other than the pressure rating will limit the maximum allowable discharge pressure to lower values. These factors include horsepower, temperature, & rod load.*

Liquid Transfer by Vapor Differential Pressure

Reference: IE101N

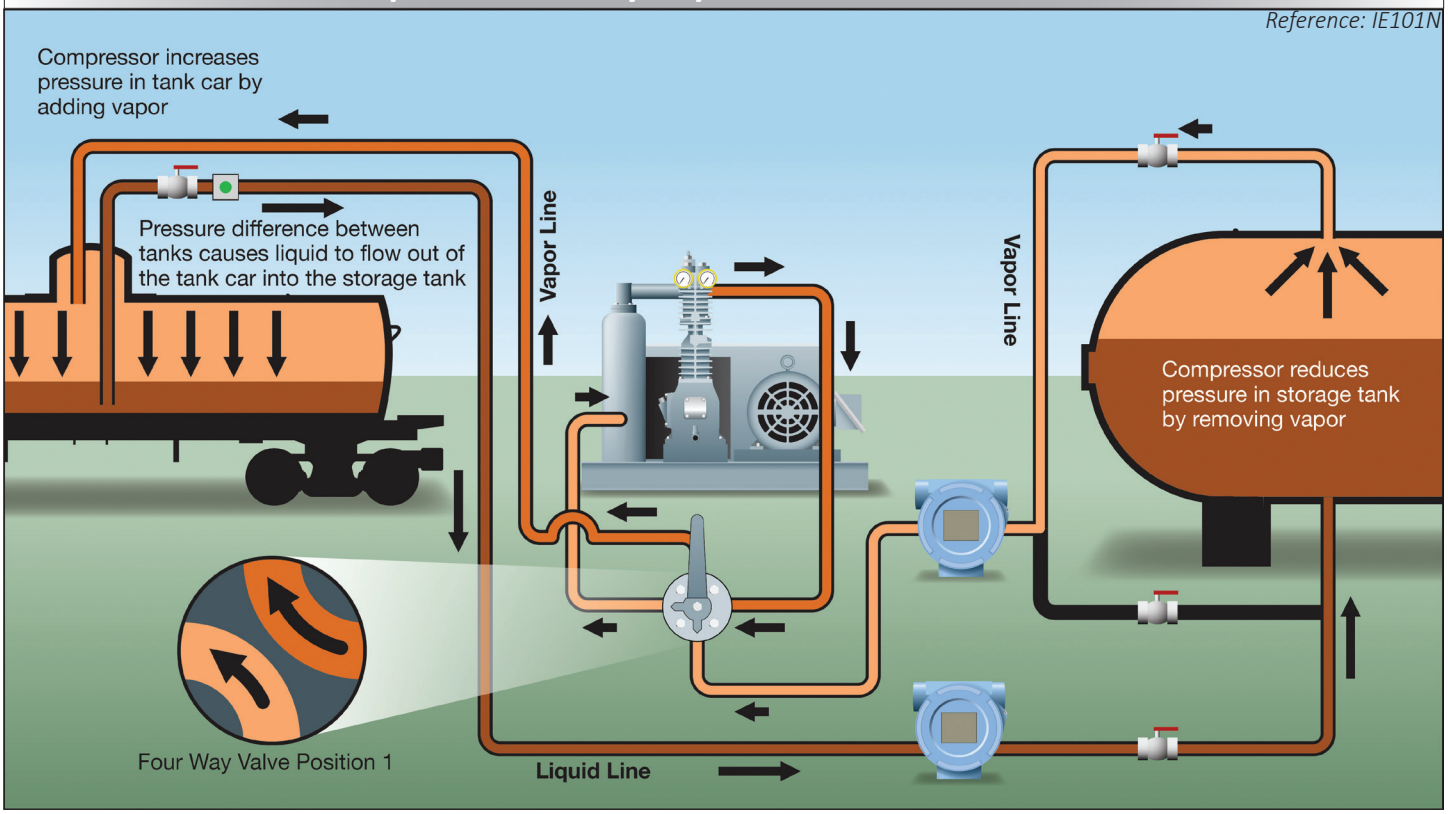

Residual Vapor Recovery

Reference: IE101N

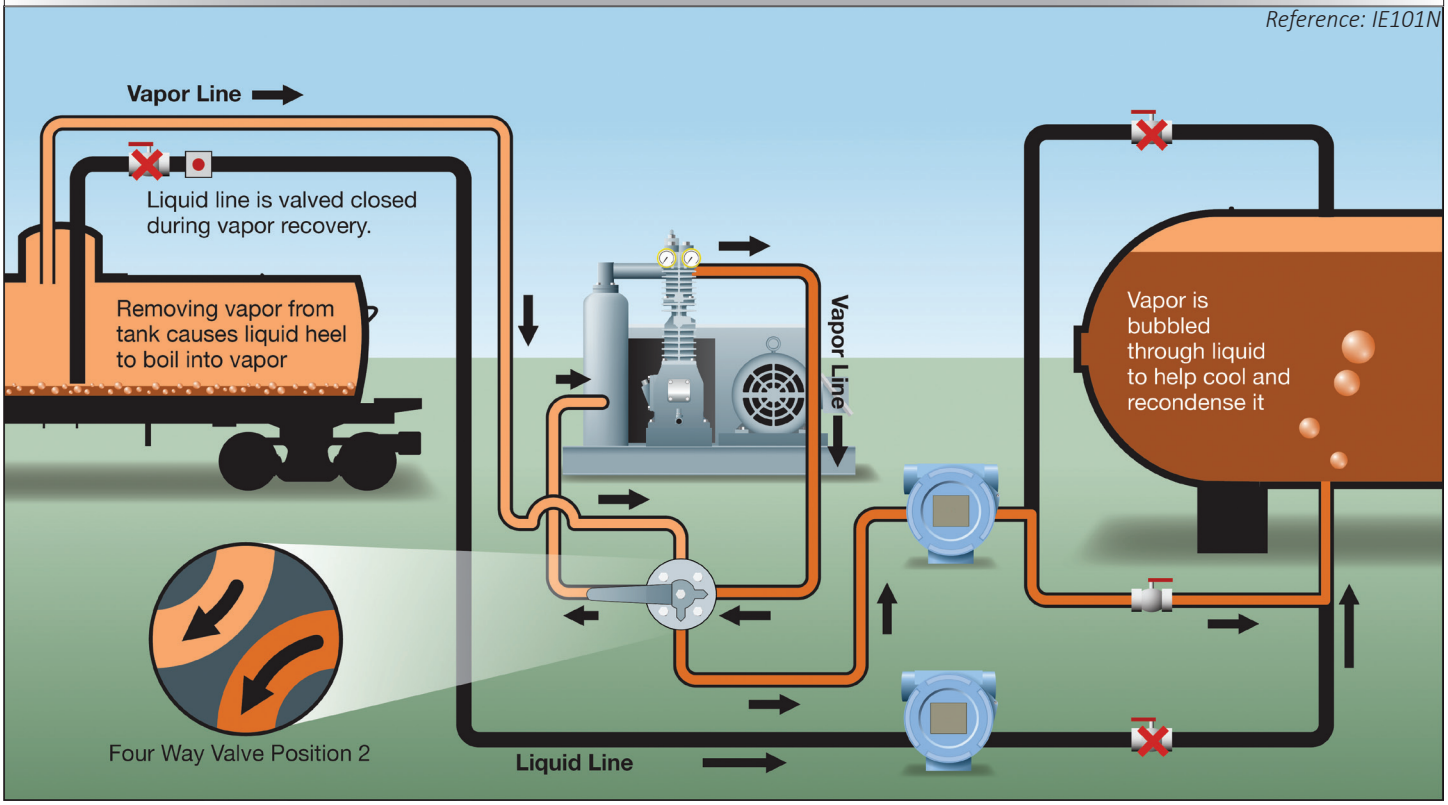

Corken Compressors & Accessories

Corken Base Mounted Compressors					
Item Number	Part Number	RPM	3 Phase Motor - HP	Frame Size	Ship Weight
140250	91AJ3FBANSNN-107-1-695-184T-5	695	5	184T	350 Lbs.
140261	291AM3FBANSNN-107-3-650-215T-10	650	10	215T	400 Lbs.
140271	491AM3FBANSNN-107-5-670-254T-15	670	15	254T	570 Lbs.
140281	691AM3FBANSNN-107-7-640-256T-20	640	20	256T	975 Lbs.

107 Style - *Mounting includes steel baseplate, mechanical liquid trap, non-lube 4-way valve, interconnecting piping, strainer, adjustable driver slide base, V-belt drive and enclosed belt guard. Pressure gauges are mounted on the compressor.*



491-107

Motors Sold Separately on Page 163.

Corken Pressure Gauge	
Item Number	Part Description
290636	0-400 1/4" Back Mounted Liquid Filled Gauge



290636

Corken Accessories		
Item Number	Part Number	Part Description
140390	3046	1" 4-Way Valve
140391	3047	1 1/4" 4-Way Valve
140395	3048	2" 300# Flanged 4-Way Valve
140732	1836-X	1 1/4" Liquid Strainer
141237	3072	Repair Kit for 3046
141238	3073	Repair Kit for 3047
141239	3074	Repair Kit for 3048
140902	3122-X	Repair Kit for 3989-X
140903	3123-X	Repair Kit for 3990-X



3990-X



1836-X

91 & 291 Compressor Parts

	91 Parts — Models 90J3 & 91J3			291 Parts — Models 290K3 & 291M3		
Description	**Item Number**	**Part Number**	**Qty.**	**Item Number**	**Part Number**	**Qty.**
Repair Kit *	140920	3549-X1	1	140921	3550-X1	1
Suction Valve	141194	3483-1X *	1	141194	3483-1X *	2
Discharge Valve	140914	3485-X *	1	140914	3485-X *	2
Connecting Rod Bearing	140735	1367 *	1 Pair	140735	1367 *	2 Pair
Packing Set	140745	1452-1X1 *	1	140745	1452-1X1 *	2
Piston Rings	140806	1772 *	3	140806	1772 *	6
Ring Expander	140799	1775 *	3	140799	1775 *	6
Gasket Set	140843	2526-XA *	1	140665	1281-XA *	1
Oil Seal	**Special Order**	3259 *	1	140667	1278 *	1
Crosshead Assembly	140605	1132-X2	2	140605	1132-X2	2
Piston Assembly	140969	1983-X	2	140969	1983-X	2
Head O-Ring	140944	2-235A	2	140944	2-235A	2

All Repair Kits are Furnished with Buna-N O-Rings.

Provide Model & Serial Number when Ordering Parts.

** These Parts are Included in Repair Kits.*

491 & 691 Compressor Parts

	491 Parts — Models 490K3 & 491M3			691 Parts — Models 690M3 & 691M3 (2 1/8" Crankshaft)			691 Parts — Models 690K3 & 690P3 (1 5/8" Crankshaft)		
Description	**Item Number**	**Part Number**	**Qty.**	**Item Number**	**Part Number**	**Qty.**	**Item Number**	**Part Number**	**Qty.**
Repair Kit *	140922	3551-X1	1	140923	3552-X4	1	141234	3552-X3	1
Suction Valve	141067	2532-1X *	2	141023	3948-2X *	2	141023	3948-2X *	2
Discharge Valve	140828	2439-X *	2	141026	3857-2X *	2	141026	3857-2X *	2
Connecting Rod Bearing	140760	1491 *	2 Pair	140901	3542 *	2 Pair	140739	1719 *	2 Pair
Packing Set	140745	1452-1X1 *	2	140782	1725-2X *	2	140782	1725-2X *	2
Piston Rings	140759	1773 *	6	140783	1739 *	6	140783	1739 *	6
Ring Expander	140761	1776 *	6	140784	1740 *	6	140784	1740 *	6
Gasket Set	140755	1481-XA *	1	141199	1744-X3A *	1	141143	1744-X1A *	1
O-Ring	140714	2-242A *	2	---	---	---	---	---	---
O-Ring	141142	2-253A *	2	---	---	---	---	---	---
Oil Seal	140764	1507 (490 Only) *	1	140786	3526 *	1	140786	3526 *	1
Oil Seal	140787	4438 (491 Only) *	1	---	---	---	---	---	---
Adapter Plate Gasket	140733	1486 *	2	---	---	---	---	---	---
Crosshead Assembly	140746	1384-X	2	140892	3544-X4	2	140993	1717-X1	2
Piston Assembly	140701	1985-X	2	Special Order	1987-X1	2	Special Order	1987-X1	2
Head Gasket	140754	1481	2	---	---	---	140976	1744	2
Head O-Ring	---	---	---	140950	2-261A *	2	---	---	---

** These Parts are Included in Repair Kits.*

Krug Compressors		
Item Number	**Part Number**	**Description**
141101	H50-GL	18 - 50 GPM Gasoline Compressor
141099	H50-LPL	18 - 50 GPM LP-Gas Compressor



H50-LPL

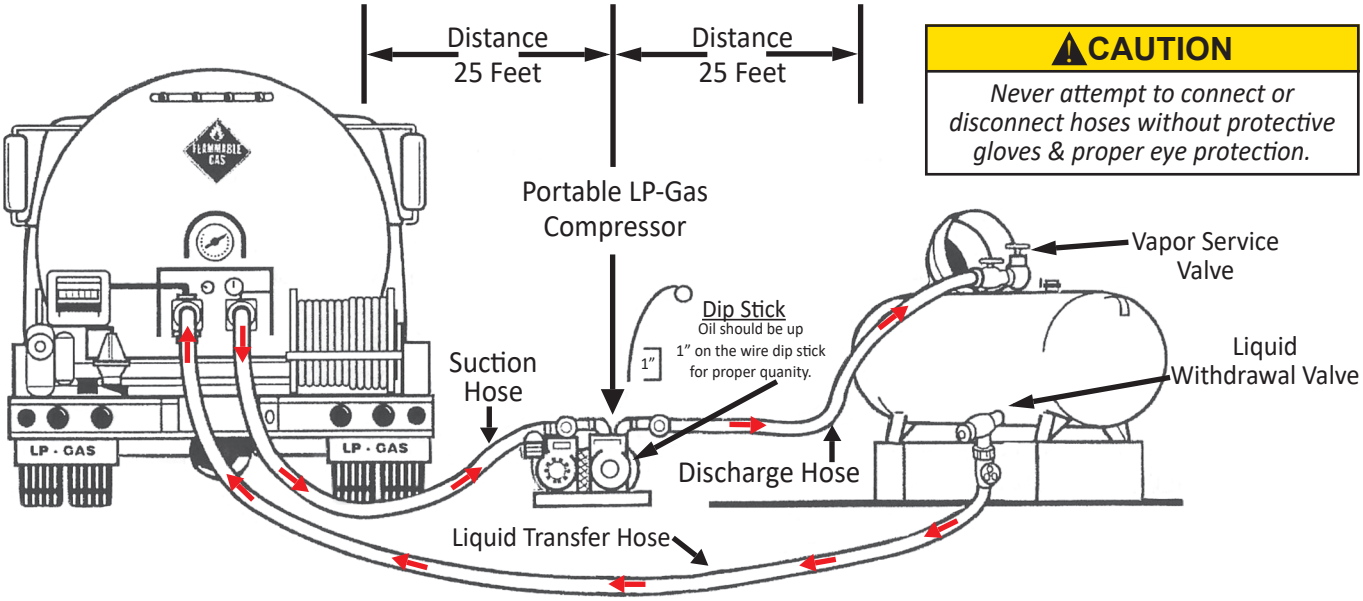

⚠CAUTION

Never attempt to connect or disconnect hoses without protective gloves & proper eye protection.

Krug Hand Pump				
Item Number	Part Number	Inlet FNPT	Outlet FNPT	Capacity
141098	Model G	1"	3/4"	6 Gal. @ 40 Strokes/Min.



Model G

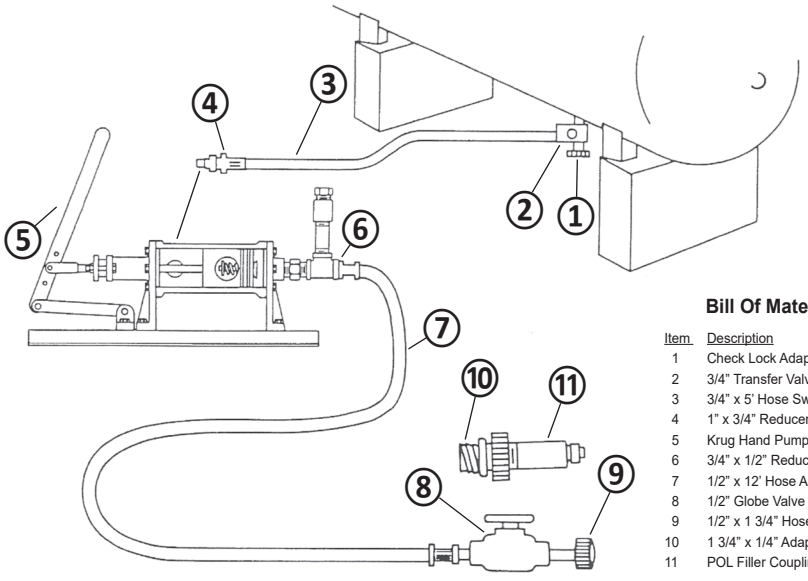

Bill Of Materials

Item	Description
1	Check Lock Adaptor
2	3/4" Transfer Valve
3	3/4" x 5' Hose Swivel One End
4	1" x 3/4" Reducer Bushing
5	Krug Hand Pump
6	3/4" x 1/2" Reducer Bushing
7	1/2" x 12' Hose Assembly
8	1/2" Globe Valve
9	1/2" x 1 3/4" Hose Coupling
10	1 3/4" x 1/4" Adaptor
11	POL Filler Coupling

Liqua-Tech Meters		
Item Number	**Part Number**	**Description**
143131	L090028-101	LPM-102 — Non-Print Register — 3/4” Inlet & Outlet
143133	L090042-106	LPM-200 — Print Register — ATC — 2” Inlet & Outlet



LPM-102



LPM-200

LPM-102 Parts Diagram

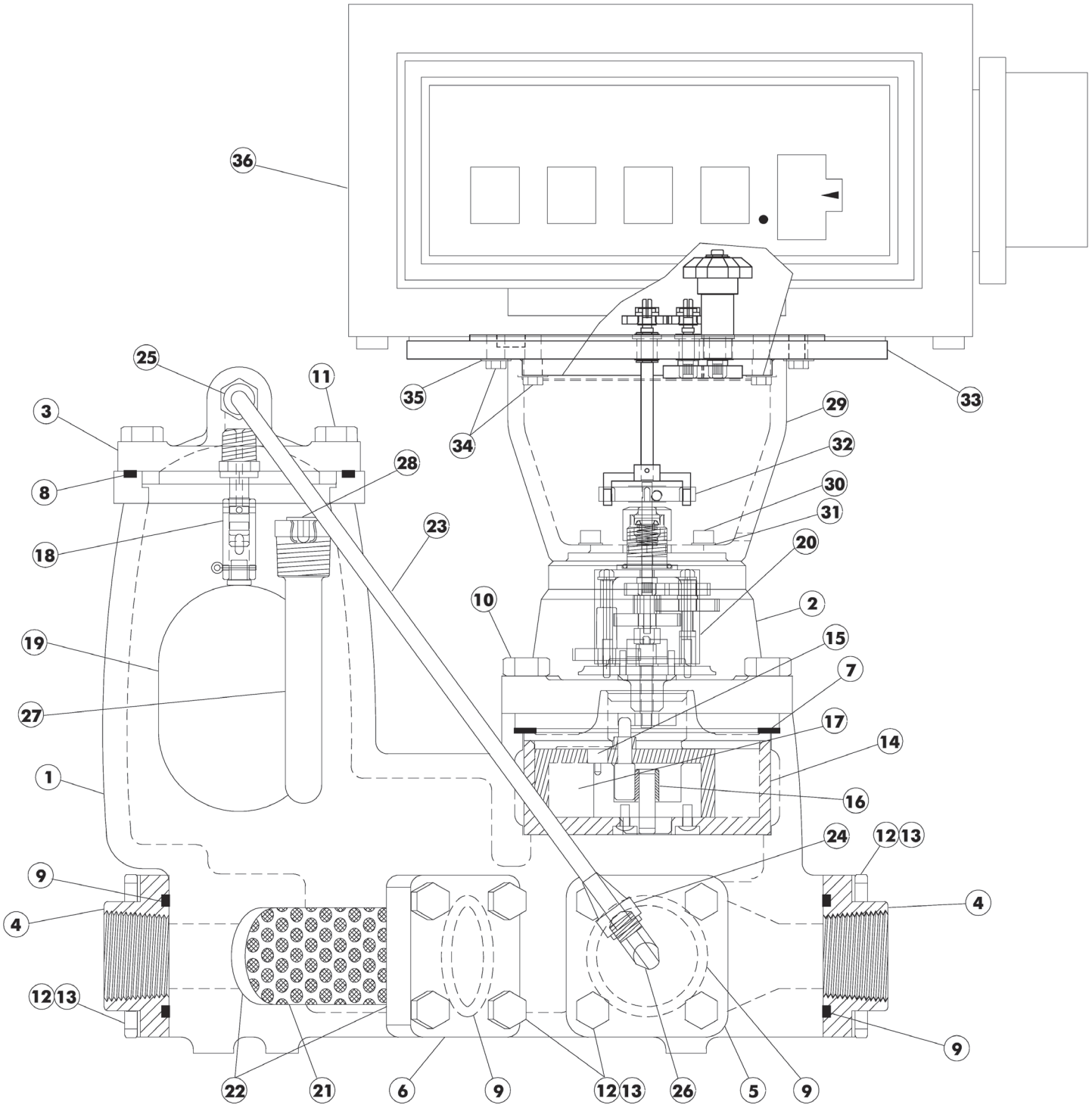

LPM-102 Parts List			
Ref.	**Description**	**Item Number**	**Part Number**
1	Main Case Housing	Special Order	L400027-001
2	Cover – Main Case	Special Order	L087173-710
3	Cover – Vapor Eliminator	Special Order	L087193-710
4	3/4” Flange Inlet/Outlet	Special Order	L087180-710
	1” Flange Inlet/Outlet	Special Order	L087180-711
5	Flange – Differential Valve	Special Order	L087179-710
6	Flange – Strainer	Special Order	L400025-001
7	Gasket – Main Case	144650	L004861-016
8	O-Ring – Vapor Eliminator Flange	146386	L100139-012
9	O-Ring – Inlet/Outlet Flange	146381	L100139-007
10	Hex Head Bolt – 7/16” NC x 1 1/4” – Drilled	144761	L040237-005
	Hex Head Bolt – 7/16” NC x 1 1/4” – Undrilled	144760	L040237-004
11	Hex Head Bolt – 3/8”-16 NC x 1”	Special Order	L100067-027
12	Hex Head Bolt – 5/16” NC x 1”	Special Order	L100063-026
13	Split Lock Washer – 5/16”	Special Order	L100121-010
14	Measuring Chamber – LP-Gas – Standard	144846	L042075-101
	Measuring Chamber – LP-Gas – *Trac-Bearing®*	Special Order	L042075-501
	15 Seal Pin	144866	L042792-000
	16 Roller Control	Special Order	L042086-010
	17 Diaphragm	144865	L042791-000
18	Vapor Return Valve	146331	L087190-000
19	Float	146009	L087189-001
20	Gear Train – 43.5 Ratio – U.S. Gallons	145174	L080905-017
	Gear Train – 11.6 Ratio – Liters	Special Order	L080905-015
21	Stainer Assembly – 120 Mesh	146340	L101738-002
	22 O-Ring – Strainer Endcaps	146379	L100139-006
23	Tube Assembly – Vapor Release	146012	L087196-001
	24 Nut – Flared – 1/4” Tube	Special Order	L087198-000
25	Male Connector – 1/8” NPT x 1/4” Tube	Special Order	L084826-100
26	90° Elbow – 1/8” NPT x 1/4” Tube	Special Order	L087195-000
27	Thermowell Assembly	145844	L086666-702
28	Cover – Thermowell	145580	L083732-000
29	Register Adapter Tower	146183	L886150-000
30	Socket Cap Screw – 10-32 x 3/8”	Special Order	L088524-010
31	Lock Washer – Split – #10	144795	L041211-000
32	Star Drive – w/Set Screw	145464	L082976-001
33	Register Gear Plate Adapter – No ATC	146177	L886101-001
34	Cap Screw – Plated – 1/4”-28 x 5/8” – Undrilled	Special Order	L100061-100
	Cap Screw – Plated – 1/4”-28 x 5/8” – Drilled	Special Order	L100061-101
35	Lock Washer – External – 1/4”	Special Order	L100123-100
36	Register – Non-Printing – Veeder-Root	146502	788700
	Register – Printing – Veeder-Root	146500	789002

LPM-102 ATC Parts List

Automatic Temperature Compensator

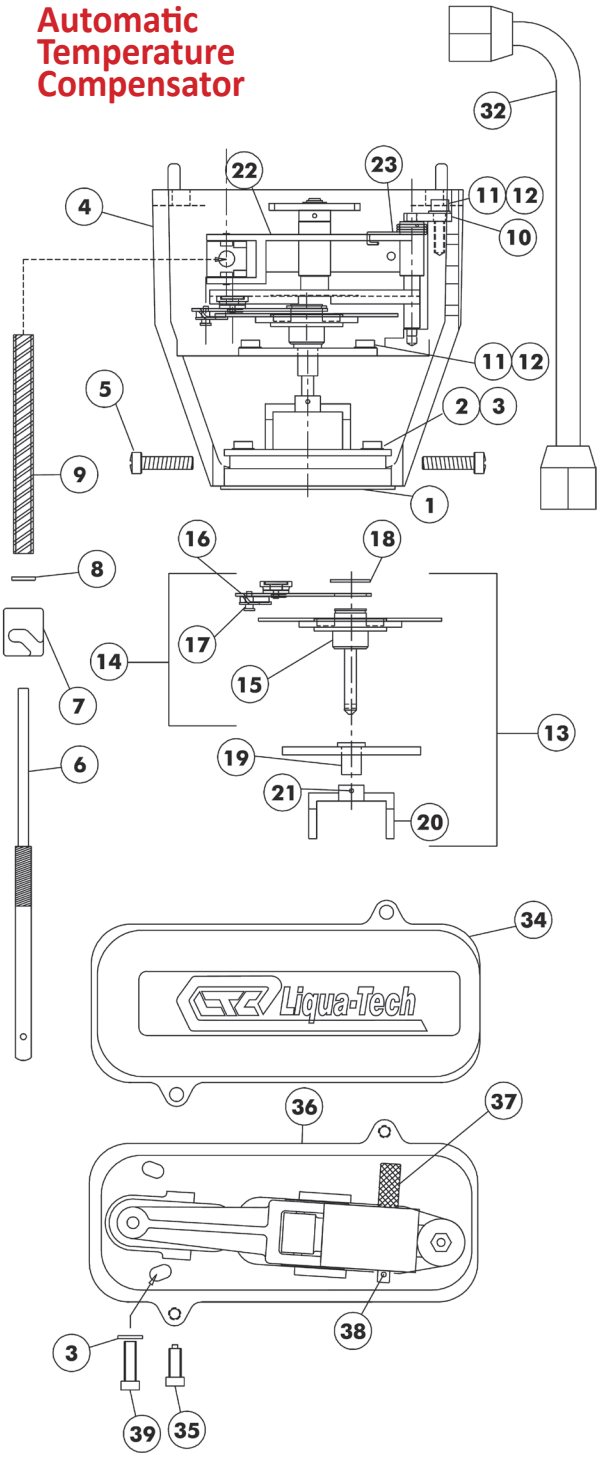

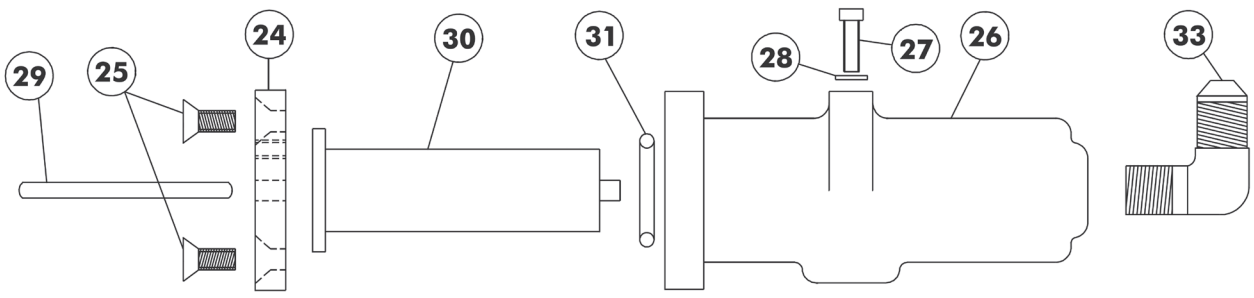

ATC Parts List				
Ref.	Description		Item Number	Part Number
ATC Complete – LPM-102			Special Order	L101080-005
1	Adapter Mounting Ring – ATC		Special Order	L101052-001
2	Screw – Filister Head – 10-32 x 3/4" – SS		144835	L041750-000
3	Lockwasher – Split – #10		144795	L041211-000
4	Housing Assembly – ATC		Special Order	L101047-001
5	Screw – Filister Head – 10-32 x 3/4" – Undrilled		144835	L041750-000
	Screw – Filister Head – 10-32 x 3/4" – Drilled		Special Order	L041750-002
6	Push Rod – ATC		Special Order	L101059-001
7	Swivel Block Assembly – All ATC's		Special Order	L086612-000
8	Spacer – Spring Retainer – All ATC's		Special Order	L088286-003
9	Spring – Push Rod		Special Order	L084888-001
10	Plate – Offset Arm Support		Special Order	L101060-001
11	Screw – 10-32 x 3/8" – Socket buttonhead		Special Order	L041750-008
12	Lockwasher – Internal – #10		146370	L100122-007
13	Lower Drive Bracket Complete – 1" ATC		Special Order	L084913-000
	14	Ratchet Wheel Assembly w/Arms – ATC	Special Order	L084916-000
		15 Ratchet Wheel & Shaft Assembly – ATC	Special Order	L084917-000
		16 Ratchet Arm Set (1,2,33,44)	Special Order	L086055-000
		Ratchet Arm Assembly – #1	Special Order	L086057-001
		Ratchet Arm Assembly – #2	Special Order	L086064-001
		Ratchet Arm Assembly – #33	Special Order	L086637-001
		Ratchet Arm Assembly – #44	Special Order	L086639-001
		17 Spring – Ratchet Pawl – ATC	145741	L086063-000
		18 Retaining Ring – 1/2" Extension	145783	L086071-000
	19	Plate Drive Assembly – ATC	Special Order	L101055-001
	20	Drive Fork (Long)	145655	L084192-006
	21	Roll Pin – 1/16" x 3/8" – Steel	146440	L100370-003
22	Arm complete – Offset Spider		Special Order	L084910-004
23	Spring – Offset Spider – ATC		Special Order	L008355-506
24	Thermostat Cover – ATC		Special Order	L087179-001
25	Screw – Socket Head – 1/4"-20 x 3/4"		Special Order	L008325-401
26	Thermostat Housing – ATC		Special Order	L101048-001
27	Screw – Button Head 1/4"-20 x 5/8" – SS		Special Order	L008325-020
28	Lockwasher – Split – 1/4"		144791	L041117-000
29	Thermostat Pin – ATC		Special Order	L086648-006
30	Thermostat Bellows Only		145833	L086646-000
31	O-Ring – Thermostat		146377	L100139-005
32	Connecting Tube – LPM-102 – ATC		Special Order	L101065-001
33	Elbow – 3/8" NPT x 3/8" SAE		Special Order	L084825-000
34	Cover – Lever Arm Mounting Plate		146204	L086665-000
35	Screw – Cover – 10-32 x 3/4" – Special – Drilled		144751	L009287-003
36	Lever Arm Assembly & Mounting Plate		145838	L086649-003
37	Pin – Lever Arm Lock		146203	L086661-001
38	Cotter Pin – 1/16" x 3/8" – SS		Special Order	L041401-000
39	Screw – Filister Head – 10-32 x 5/8" – Steel		144794	L041221-002

LPM-102 Parts List

Register Gear Plate Adapter No ATC Parts List				
Ref.	**Description**		**Item Number**	**Part Number**
1	Gear Plate Assembly		146177	L886101-001
	2	S-Shaft Gear Assembly	Special Order	L886112-001
	3	R-Shaft Gear Assembly	Special Order	L886115-000
	5	Output Shaft Bevel Gear Assembly	Special Order	L886116-002
	6	Shaft – Output – w/Spur Gear Assembly	Special Order	L886116-010
	7	Gear – Bevel – w/Clutch Assembly	Special Order	L886116-011
	8	Fork Driver (Short) w/Pin	146176	L088589-001
	9	1/16" x 3/8" Roll Pin	146440	L100370-003
	10	Washer Shim – 3/16" x 3/8" x .010"	Special Order	L886121-000
	11	Retaining Ring – 3/16" E-Type	Special Order	L886131-000
	12	Washer Shim – 1/4" x 1/2" x .005"	Special Order	L886122-000
	13	Cap Screws – 1/4"-28 x 5/8" – Undrilled	Special Order	L100061-100
	14	Cap Screw – 1/4"-28 x 5/8" – Drilled	Special Order	L100061-101
	15	Lockwasher – Ext 1/4"	Special Order	L100123-100
	16	Register Change Gear Assembly	See Chart	L081230-XXX

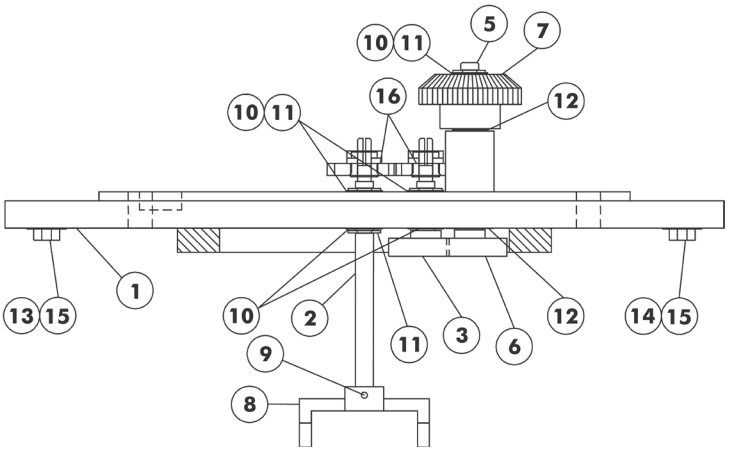

Register Gear Plate Adapter ATC Parts List				
Ref.	**Description**		**Item Number**	**Part Number**
1	Gear Plate Assembly		Special Order	L886105-001
	2	S-Shaft Gear Assembly	Special Order	L886112-002
	3	R-Shaft Gear Assembly	Special Order	L886112-001
	4	Idler Shaft Gear Assembly	Special Order	L886117-000
	5	Output Shaft Bevel Gear Assembly	Special Order	L886116-002
	6	Shaft – Output – w/Spur Gear Assembly	Special Order	L886116-010
	7	Gear – Bevel – w/Clutch Assembly	Special Order	L886116-011
	10	Washer Shim – 3/16" x 3/8" x .010"	Special Order	L886121-000
	11	Retaining Ring – 3/16" E-Type	Special Order	L886131-000
	12	Washer Shim – 1/4" x 1/2" x .005"	Special Order	L886122-000
	13	Cap Screws – 1/4"-28 x 5/8" – Undrilled	Special Order	L100061-100
	14	Cap Screw – 1/4"-28 x 5/8" – Drilled	Special Order	L100061-101
	15	Lockwasher – Ext 1/4"	Special Order	L100123-100
	16	Register Change Gear Assembly	See Chart	L081230-XXX

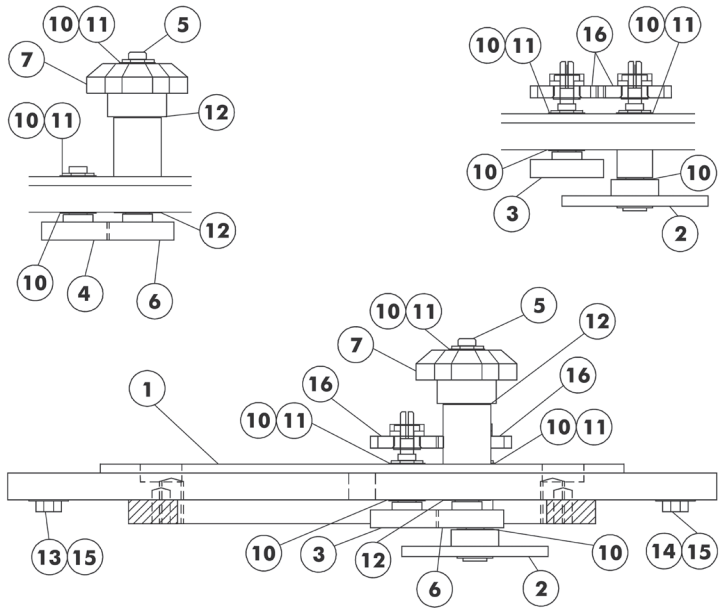

Stuffing Box Assembly Parts List			
Ref.	**Description**	**Item Number**	**Part Number**
1	Nut – Stuffing Box – Complete w/Bushing	145558	L083536-000
2	Clamp Nut	144204	L000034-000
3	U-Cup Seal (Buna-N)	146344	L100025-002
4	U-Cup Expander	145560	L083539-000
5	Spring – Stuffing Box	145562	L083540-000
6	O-Ring – Gear Train (Buna-N)	146375	L100138-003

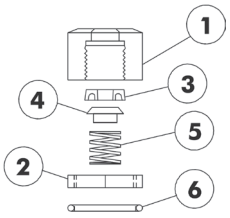

Differential Valve Assembly Parts List			
Ref.	**Description**	**Item Number**	**Part Number**
Differential Valve Assembly – Soft Seat		146351	L100028-011
1	Piston – Differential Valve	Special Order	L100160-040
2	Sleeve – Differential Valve	Special Order	L100027-010
3	Spring – Differential Valve	146343	L100024-001
4	U-Cup Seals – Extra Low Friction (2)	146349	L100025-008
5	O-Ring – Secondary – Soft Seat (Viton®)	Special Order	L100025-102
6	O-Ring – Primary – Soft Seat (Buna-N)	Special Order	L100025-101
7	O-Ring – Sleeve	146379	L100139-006
8	Retainer – Differential Valve (Brass)	Special Order	L100160-050
9	Screw – 10-32 x 1/2" – Buttonhead – SS	Special Order	L041750-010

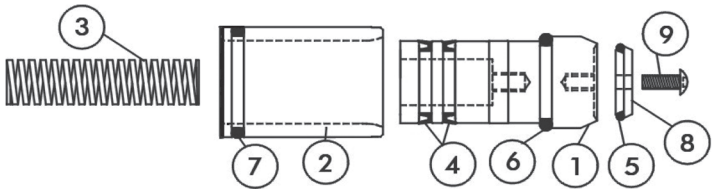

Change Gear Chart		
Item Number	**Part Number**	**Number Of Teeth**
145225	L081230-018	18
145226	L081230-019	19
145227	L081230-020	20
145228	L081230-021	21
145230	L081230-022	22
145232	L081230-023	23
145233	L081230-024	24
145234	L081230-025	25
145235	L081230-026	26
145236	L081230-027	27
145237	L081230-028	28
145238	L081230-029	29
145239	L081230-030	30
145240	L081230-031	31
145241	L081230-032	32
145242	L081230-033	33
145243	L081230-034	34
145244	L081230-035	35
145245	L081230-036	36

Other Types & Sizes Available for Special Order.

LPM-200 Non ATC Parts Diagram

Meter Without Automatic Temperature Compensation (ATC)

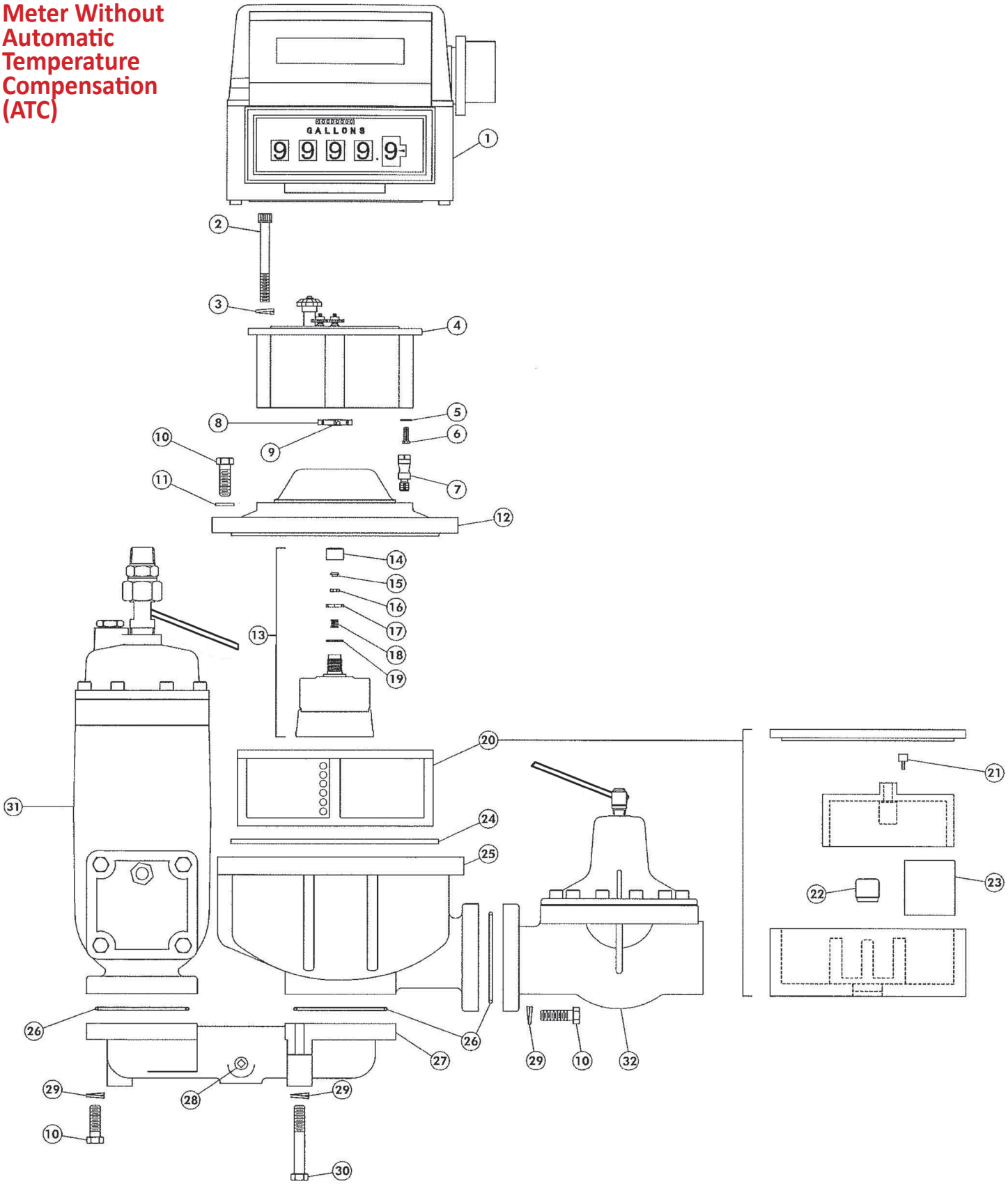

LPM-200 NON ATC Parts List			
Ref.	**Description**	**Item Number**	**Part Number**
1	Veeder-Root Register – Non-Printing – US Gallons	Special Order	L788700-036
	Veeder-Root Register – Printing – US Gallons	Special Order	L789002-705
2	Screw – 3/8”-16 x 3 1/2” – Socket Head	146362	L100072-001
3	Lockwasher – 3/8” – High Collar – Steel	Special Order	L100440-002
4	Adapter Plate for Veeder-Root Register Non-ATC	146181	L886201-001
5	Lockwahser – 1/4” – Star	Special Order	L100123-100
6	Screw – 1/4”-28 x 5/8” – Hex Head	Special Order	L100061-100
	Screw – 1/4”-28 x 5/8” – Hex Head – Drilled	Special Order	L100061-011
7	Stud – Register Mounting – Stainless Steel	145662	L084435-000
8	Star driver w/Setscrew	145464	L082976-001
9	Set Screw – 8-32 x 5/16”	146240	L088796-000
10	Screw – Cap – 7/16”-14 x 1 3/8”	144294	L000795-003
	Screw – Cap – 7/16”-14 x 1 3/8” – Drilled	Special Order	L000795-011
11	Washer – 7/16” – Flat – Steel	Special Order	L00796-004
12	Main Case Cover – w/Locking Pin – No ATC	145680	L084802-702
13	Gear Train 2” – 3.75 Ratio – LPG – 1 US Gallon – Clover Driver	145557	L083502-000
	Gear Train 2” – 3.75 Ratio – LPG – 1 US Gallon – Tear Drop Driver	Special Order	L083502-005
14	Nut – Stuffing Box – Complete w/Bushing	145558	L083536-000
15	Clamp Nut – Gear Train – LPG	144204	L000034-000
16	U-Cup Seal – Gear Train – Buna-N	146344	L100025-002
17	Expander – U-Cup	145560	L083539-000
18	Spring – Stuffing Box	145562	L083540-000
19	O-Ring – Gear Train – Buna-N	146375	L100138-003
20	Measuring Chamber – 2” – LPG – Standard	145017	L045806-101
	Measuring Chamber – 2” – LPG – Trac-Bearing	Special Order	L045806-501
21	Seal Pin – 2” – Measuring Chamber (Liqua-Tech) – LPG	Special Order	L042546-010
	Seal Pin – 2” – Measuring Chamber (Neptune) – LPG	144861	L042546-000
22	Control Roller – 2” – Measuring Chamber (Liqua-Tech) – LPG	Special Order	L042316-010
	Control Roller – 2” – Measuring Chamber (Neptune) – LPG	144853	L042316-001
23	Diaphragm – 2” – Measuring Chamber (Liqua-Tech) – LPG	Special Order	L042312-010
	Diaphragm – 2” – Measuring Chamber (Neptune) – LPG	144852	L042312-001
NS	Repair Kit – 2” – Measuring Chamber (Liqua-Tech)	Special Order	L045806-702
	Repair Kit – 2” – Measuring Chamber (Neptune)	145014	L045806-701
24	Gasket – Main Case	145681	L084806-000
25	Main Case Housing w/Locking Pin	Special Order	L084804-702
26	O-Ring Gasket	146391	L100139-018
	O-Ring Gasket (Square-Cut)	145689	L084818-000
27	Connector – Meter to Vapor Eliminator	Special Order	L086698-702
28	Plug – Drain	Special Order	L100075-003
29	Lockwasher – 7/16” – Steel	Special Order	L041012-002
30	Screw – 7/16”-14 x 3” – Hex Head – Steel	Special Order	L100071-068
31	Vapor Release & Strainer Assembly – Complete	Special Order	L084807-701
32	Differential Valve – Complete	143462	L083925-701

LPM-200 ATC Parts Diagram

Meter With Automatic Temperature Compensation (ATC)

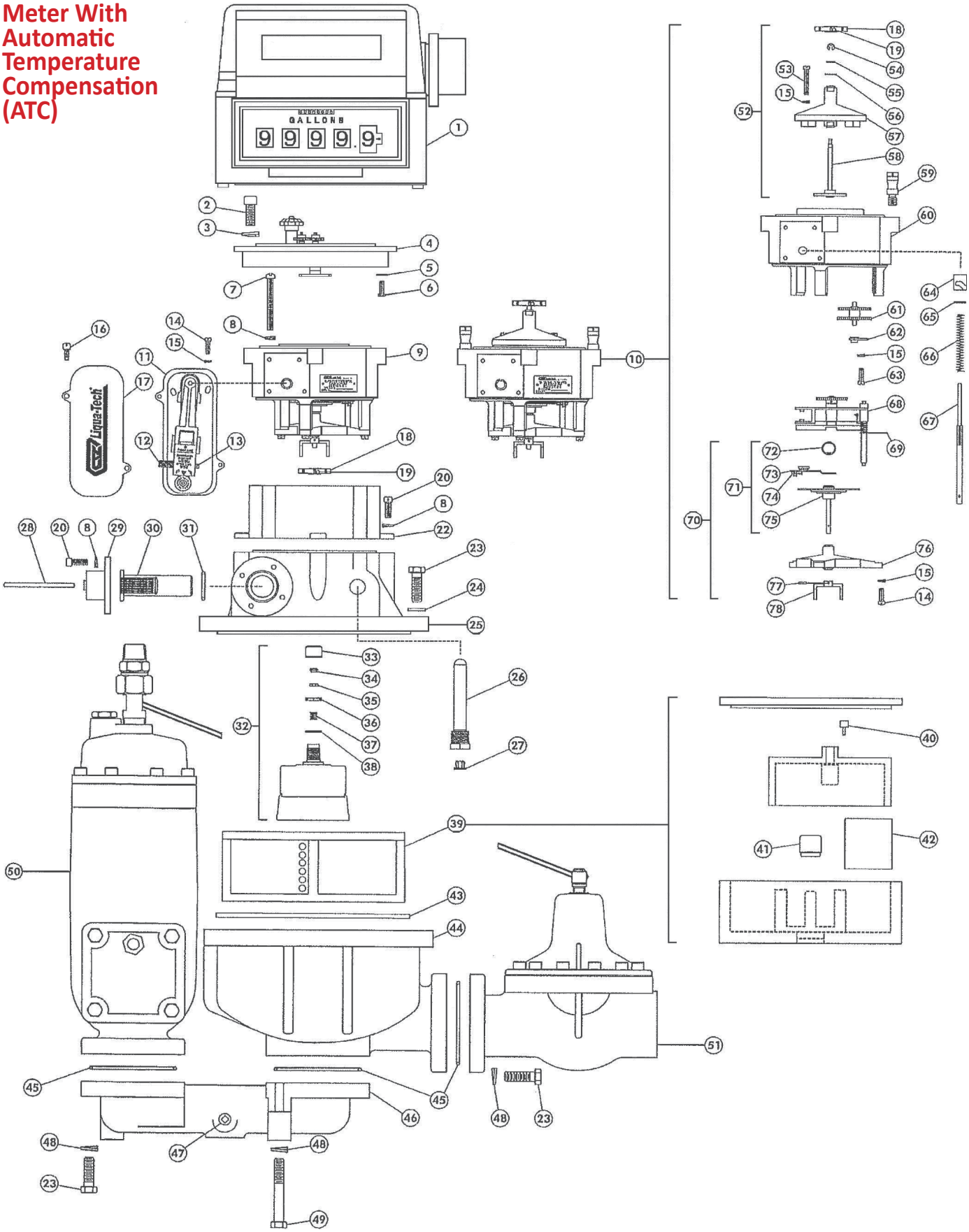

LPM-200 Parts List

LPM-200 ATC Parts List			
Ref.	**Description**	**Item Number**	**Part Number**
1	Veeder-Root Register – Non-Printing – US Gallons	Special Order	L788700-036
	Veeder-Root Register – Printing – US Gallons	Special Order	L789002-705
2	Screw – 3/8”-16 x 1” – Socket Head	144732	L008325-014
	Screw – 3/8”-16 x 1” – Socket Head – Drilled	Special Order	L008325-015
3	Lockwasher – 3/8” – High Collar – Steel	Special Order	L100440-002
4	Adapter Plate – For Veeder-Root Register – ATC	146194	L886205-001
5	Lockwasher – 1/4” – Star	Special Order	L100123-100
6	Screw 1/4”-28 x 5/8” – Hex Head	Special Order	L100061-100
	Screw 1/4”-28 x 5/8” – Hex Head – Drilled	Special Order	L100061-011
7	Screw 1/4”-20 x 2 1/2” – Filister Head	144730	L008302-107
8	Lockwasher – 1/4” – High Collar – Steel	146226	L088721-000
9	Temperature Compensator Adapter	Special Order	L086602-101
10	Temperature Compensator Adapter w/Upper Drive Bracket	Special Order	L086602-005
11	Mounting Plate & Lever Arm Assembly	145838	L086649-003
12	Pin – Lever Arm Lock	146203	L086661-001
13	Cotter Pin – 1/16” Dia. x 3/8” – Steel	Special Order	L041401-000
14	Screw – 10-32 x 5/8” – Filister Head – Steel	144794	L041221-002
15	Lockwasher – #10 – Steel	Special Order	L041221-000
16	Screw – Cover – 10-32 Special	144751	L009287-003
17	Cover – Lever Arm Mounting Plate	146204	L086665-000
18	Star Driver – w/Setscrew	145464	L082976-001
19	Set Screw – 8-32 x 5/16”	146240	L088796-000
20	Screw 1/4”-20 x 3/4” – Socket Head	Special Order	L100060-010
	Screw 1/4”-20 x 3/4” – Socket Head – Drilled	Special Order	L100060-011
22	Spacer – Aluminum	Special Order	L086711-000
23	Screw – Cap – 7/16”-14 x 1 3/8”	144294	L000795-003
	Screw – Cap – 7/16”-14 x 1 3/8” – Drilled	Special Order	L000795-011
24	Washer – 7/16” – Flat – Steel	Special Order	L000796-004
25	Main Case Cover w/Locking Pin	Special Order	L086704-701
26	Thermowell	145844	L086666-702
27	Cover – Thermowell	145580	L083732-000
28	Pin – Thermostat	145837	L086648-000
29	Cover – Thermostat	Special Order	L086647-001
30	Thermostat Bellows	145833	L086646-000
31	O-Ring – Thermostat Bellows	146377	L100139-005
32	Gear Train – 2” – 3.75 Ratio – LPG – 1 US Gallon – Clover Driver	145557	L083502-000
	Gear Train – 2” – 3.75 Ratio – LPG – 1 US Gallon – Tear Drop Driver	Special Order	L083502-005
33	Nut – Stuffing Box – Complete w/Bushing	145558	L083536-000
34	Clamp Nut – Gear Train – LPG	144204	L000034-000
35	U-Cup Seal – Gear Train – Buna-N	146344	L100025-002
36	Expander – U-Cup	145560	L083539-000
37	Spring – Stuffing Box	145562	L083540-000
38	O-Ring – Gear Train – Buna-N	146375	L100138-003
39	Measuring Chamber – 2” – LPG – Standard	145017	L045806-101
	Measuring Chamber – 2” – LPG – Trac-Bearing	Special Order	L045806-501
40	Seal Pin – 2” Measuring Chamber (Liqua-Tech) – LPG	Special Order	L042546-010
	Seal Pin – 2” Measuring Chamber (Neptune) – LPG	144861	L042546-000
41	Control Roller – 2” Measuring Chamber (Liqua-Tech) – LPG	Special Order	L042316-010
	Control Roller – 2” Measuring Chamber (Neptune) – LPG	144853	L042316-001
42	Diaphragm – 2” Measuring Chamber (Liqua-Tech) – LPG	Special Order	L042312-010
	Diaphragm – 2” Measuring Chamber (Neptune) – LPG	144852	L042312-001

LPM-200 ATC Parts List			
Ref.	**Description**	**Item Number**	**Part Number**
NS	Repair Kit – 2” Measuring Chamber (Liqua-Tech)	Special Order	L045806-702
	Repair Kit – 2” Measuring Chamber (Neptune)	145014	L045806-701
43	Gasket – Main Case	145681	L084806-000
44	Main Case Housing w/Locating Pin	Special Order	L084804-702
45	O-Ring Gasket	146391	L100139-018
	O-Ring Gasket (Square Cut)	145689	L084818-000
46	Connector – Meter to Vapor Eliminator	Special Order	L086698-702
47	Plug – Drain	Special Order	L100075-003
48	Lockwasher – 7/16” – Steel	Special Order	L041012-002
49	Screw – 7/16”-14 x 3” – Hex Head – Steel	Special Order	L100071-068
50	Vapor Release & Strainer Assembly – Complete	Special Order	L084807-701
51	Differential Valve – Complete	143462	L083925-701
52	Register (Upper) Drive Bracket – Complete	Special Order	L084890-004
53	Screw – Filister Head – Steel Plated – 10-32 x 1 1/4”	146306	L089073-000
54	Retaining Ring – 3/16”	Special Order	L886131-000
55	Washer – Drive Shaft	144752	L008571-014
56	Shim – Drive Shaft	Special Order	L886121-000
57	Bracket Assembly – (Upper) w/Bushings	145874	L086808-000
58	Gear & Drive Shaft Complete (41 Tooth)	145820	L086554-001
59	Stud – Register Mounting – Stainless Steel	145662	L084435-000
60	Adapter Housing	Special Order	L084921-003
61	Gear & Shaft Assembly (41 & 35 Teeth)	145705	L084907-001
62	Plate – Idler Gear Retainer	145827	L086609-000
63	Screw – 10-32 x 3/8” – Filister Head	146155	L088524-000
64	Swivel Block Assembly	Special Order	L086612-000
65	Washer – Spring Retaining	Special Order	L088286-003
66	Spring – Push Rod	Special Order	L084888-000
67	Push Rod	Special Order	L086611-001
68	Arm Complete – Offset Spider (31T Gear)	145712	L084910-003
69	Spring – Offset Spider	Special Order	L086645-000
70	Lower Drive Bracket – Complete	145711	L084913-002
71	Ratchet Wheel Assembly w/Arms	145710	L084916-001
72	Ring – Retaining	145783	L086071-000
73	Ratchet Arm Assembly #1	Special Order	L086057-001
	Ratchet Arm Assembly #2	Special Order	L086064-001
	Ratchet Arm Assembly #33	Special Order	L086637-001
	Ratchet Arm Assembly #44	Special Order	L086639-001
74	Spring – Ratchet Pawl	145741	L086063-000
75	Ratchet Wheel/Shaft Assembly	Special Order	L084917-001
76	Drive Bracket w/Bushings	145717	L084914-000
77	Roll Pin – 1/16” x 3/8” – Steel	146440	L100370-003
78	Driver Fork	145655	L084192-006

Vapor Eliminator

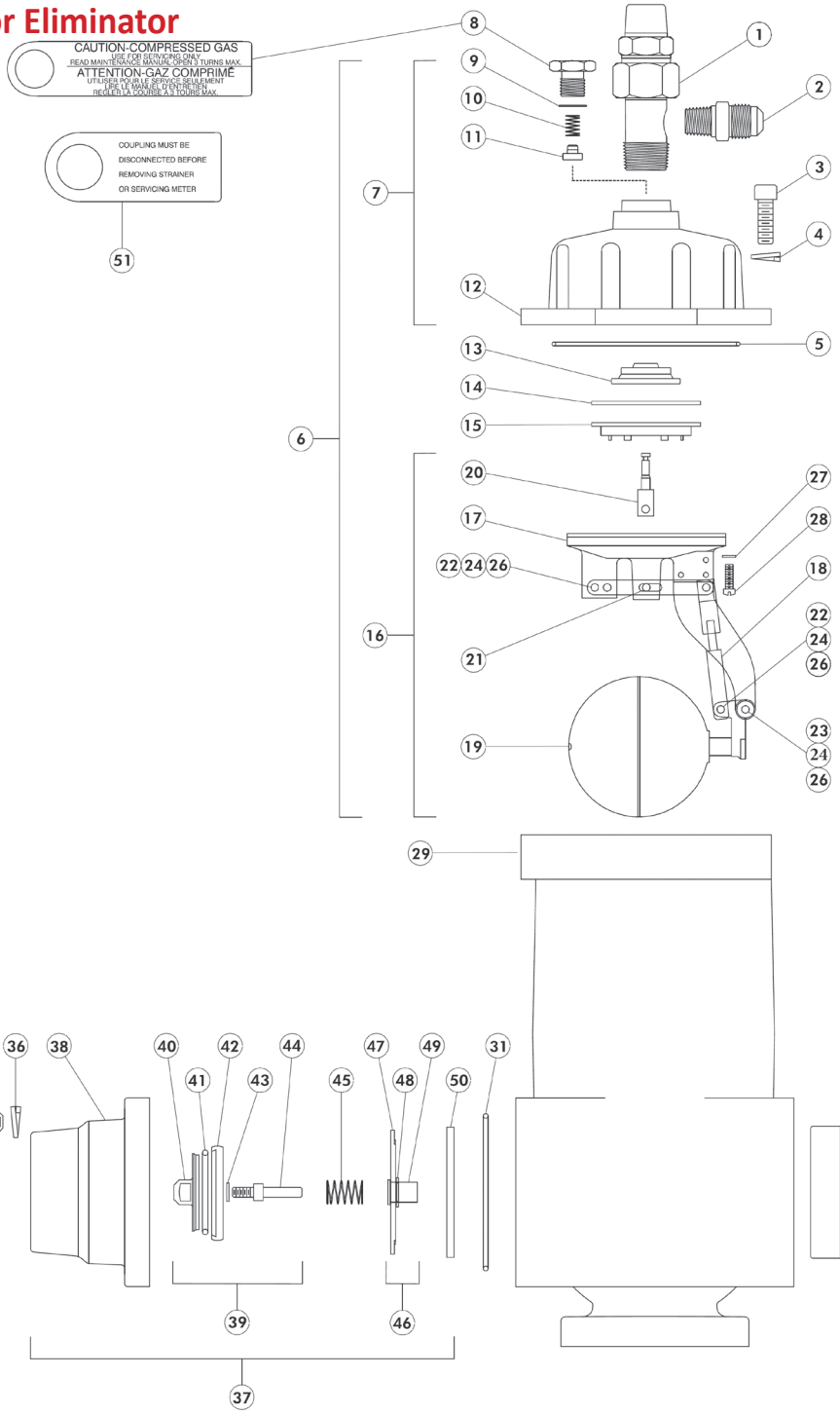

Vapor Eliminator Parts List			
Ref.	**Description**	**Item Number**	**Part Number**
1	Valve – Vapor Return Check	145694	L084828-000
2	Fitting – Straight – 3/8" Male Flare	Special Order	L084826-000
3	Screw – 3/8"-16 x 1" Socket Head	144732	L008325-014
4	Lockwahser – 3/8" Steel – High Collar	Special Order	L100440-002
5	O-Ring – Vapor Release Cover	146400	L100139-022
6	Mounting Cover w/Float Valve	145683	L084808-701
7	Cover Assembly – Vapor Release	Special Order	L100148-001
8	Screw – Pressure Relief (Includes Caution Tag)	146571	L100333-001
9	O-Ring – Pressure Relief Screw	146382	L100138-006
10	Spring – Compression	146345	L100024-003
11	Valve Assembly – Bypass	146424	L100237-001
12	Cover – Vapor Release	Special Order	L100147-901
13	Main Valve – Complete	146333	L089274-006
14	Piston Seal	145485	L083179-000
15	Sleeve – Valve	145320	L082446-005
16	Lower Valve Housing – Complete	145861	L086798-001
17	Valve Housing w/Extensions	Special Order	L083457-000
18	Link Assembly	Special Order	L080002-000
19	Float Complete	145326	L082476-001
20	Valve Stem	144768	L083127-001
21	Pin – Valve Stem	144869	L042941-000
22	Pin – Short (.68")	Special Order	L082633-000
23	Pin – Float to Lever – Long (1.37")	144766	L040820-003
24	Washer – Pin (Short)	Special Order	L041989-000
26	Cotter Pin – 1/16" x 1/2" – 304 SS	Special Order	L041402-000
27	Screw – 10-32 x 5/8" – Filister	144794	L041221-002
28	Lockwasher – #10 – Steel	144795	L041211-000
29	Body – Vapor Release & Strainer	Special Order	L084810-701
30	Strainer – 80 Mesh (Standard)	146598	L101462-004
	Strainer – 60 Mesh	Special Order	L101462-003
	Strainer – 40 Mesh	Special Order	L101462-002

Vapor Eliminator Parts List			
Ref.	**Description**	**Item Number**	**Part Number**
31	Gasket – O-Ring – Strainer Cover	146391	L100139-018
32	Strainer Cover – For Thermowell	145682	L084811-701
	Strainer Cover – No Thermowell	145684	L084812-702
33	Thermowell	145844	L086666-702
34	Cover – Thermowell	145580	L083732-000
35	Screw – 7/16"-14 x 1 3/8" – Hex Head	144294	L000795-003
36	Lockwasher – 7/16" – Steel	Special Order	L041012-002
37	Inlet Check Valve – Soft seat	145685	L084813-702
38	Flange – Inlet	Special Order	L084814-003
39	Inlet Check Valve Disk Assembly	Special Order	L084815-000
40	Retainer – Disk	146454	L100898-001

Vapor Eliminator Parts List			
Ref.	**Description**	**Item Number**	**Part Number**
41	O-Ring – Soft Seat	146406	L100139-032
42	Holder – Disk	146453	L100374-002
43	Lockwasher	146369	L100121-009
44	Shaft – Valve Stem	146567	L100896-001
45	Spring	Special Order	L083492-010
46	Inlet Check Valve Bearing Support Assembly	Special Order	L084815-050
47	Bearing	Special Order	L100899-010
48	Strap – Inlet Check	Special Order	L084816-002
49	Retaining Ring – 1/2"	145783	L086071-000
50	Retaining Ring – Spiral	145688	L084817-000
51	Caution Tag – Meter Calibration	Special Order	L100322-001

Differential Valve

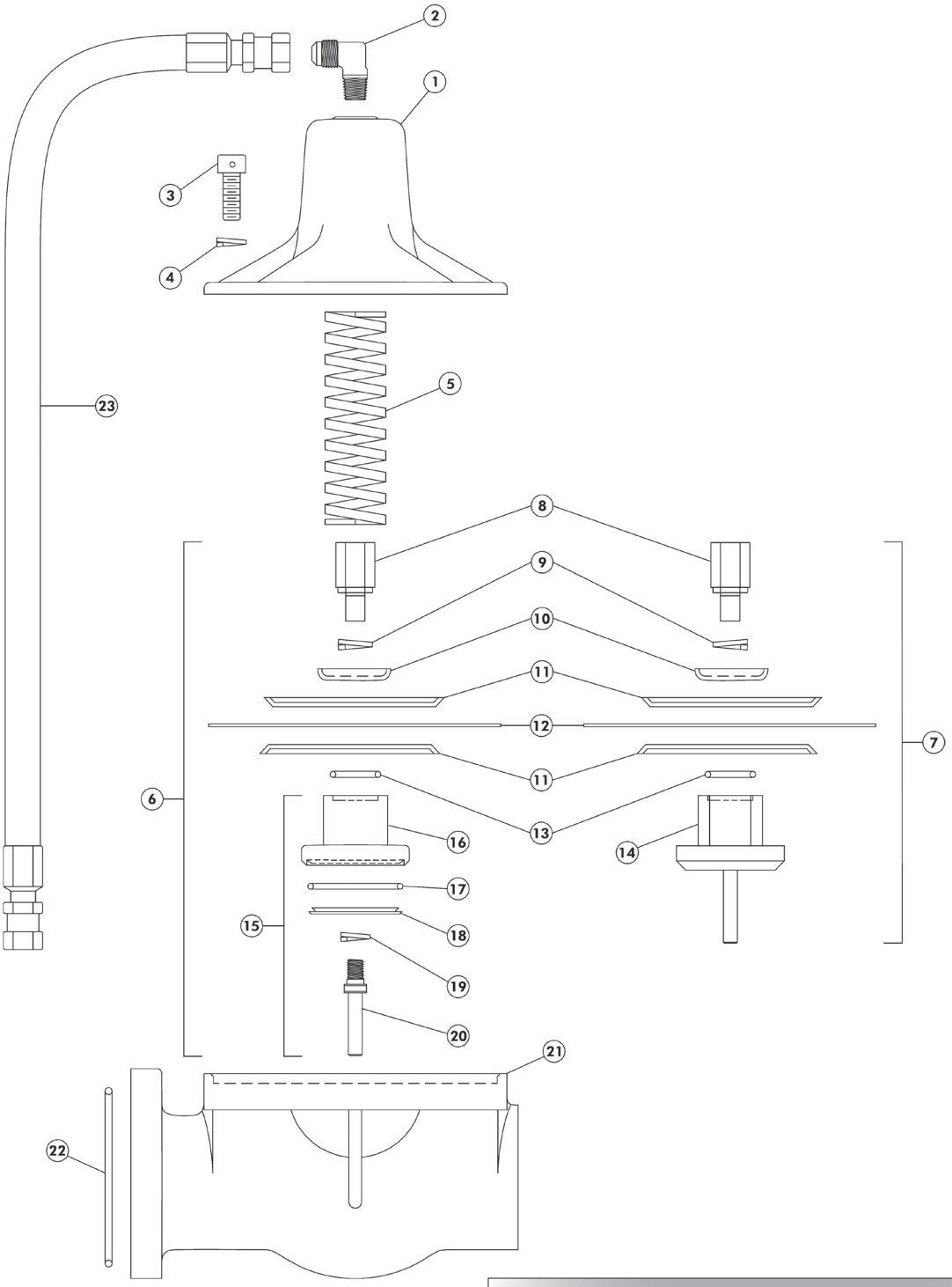

Differential Valve Parts List			
Ref.	Description	Item Number	Part Number
1	Cover	Special Order	L083776-701
2	Fitting – Elbow – 1/4" NPT x 3/8" SAE	Special Order	L084825-001
3	Screw – 3/8"-16 x 1" Socket Head	144732	L008325-014
	Screw – 3/8"-16 x 1" Socket Head – Drilled	Special Order	L008325-015
4	Lockwasher – 3/8" Steel – High Collar	Special Order	L100440-002
5	Spring – Valve	145588	L083775-000
6	Diaphragm Assembly – Soft Seat	Special Order	L083947-010
7	Diaphragm Assembly – Hard Seat	145617	L083947-003
8	Screw – Diaphragm	145585	L083774-002
9	Lockwasher – 7/16" Steel	Special Order	L041012-002
10	Retainer – Spring	Special Order	L083773-000
11	Retainer – Diaphragm	145587	L083772-002

Differential Valve Parts List			
Ref.	Description	Item Number	Part Number
12	Diaphragm – 1 1/2" – 2" – Differential Valve	Special Order	L083771-002
	Diaphragm – Molded – 1 1/2" - 2"	145586	L083771-003
13	O-Ring – Differential Valve	146378	L100139-001
14	Valve Stem – Hard Seat	145616	L083927-002
15	Valve Stem Assembly – Soft Seat	Special Order	L083927-010
16	Valve Plug	Special Order	L083927-011
17	O-Ring – Soft Seat	Special Order	L100139-046
18	Retainer – O-Ring	Special Order	L083927-012
19	Lockwasher – 3/8"	146572	L100440-001
20	Valve Stem – Threaded	Special Order	L083927-013
21	Body – Differential Valve	Special Order	L083926-701
22	O-Ring – Flange	146391	L100139-018
23	Hose – Connector	Special Order	L084823-010

Register Gear Plate Adapter With ATC Parts List			
Ref.	Description	Item Number	Part Number
1	Gear Plate Assembly – 1 1/4" - 2" – ATC	146194	L886205-001
2	S-Shaft Gear Assembly – Long Knurled – w/41 Tooth Gear	Special Order	L886112-004
3	R-Shaft Gear Assembly	Special Order	L886115-000
4	Shaft – Output – w/Spur Gear Assembly	Special Order	L886116-010
5	Gear – Bevel – w/Clutch Assembly	Special Order	L886116-011
6	Washer Shim – 1/4" x 1/2" x .005"	Special Order	L886122-000
7	Retaining Ring – 1/4" E-Type	Special Order	L886132-000
8	Washer Shim – 3/16" x 3/8" x .010"	Special Order	L886121-000
9	Retaining Ring – 3/16" E-Type	Special Order	L886131-000
10	Washer Shim – 1/4" x 1/2" x .028"	Special Order	L886123-000
11	Register Change Gear Assembly	See Chart	L081230-XXX
12	Bushing – Spacer – 1/4" x 1/2" x 1"	Special Order	L000010-C02
13	Bushing – Spacer – S-Shaft – 1/4" x 1/2" x 1 1/4"	Special Order	L000010-C06
NS	Bushing – R-Shaft – 3/16" x 5/16" x 3/8"	Special Order	L000010-C01

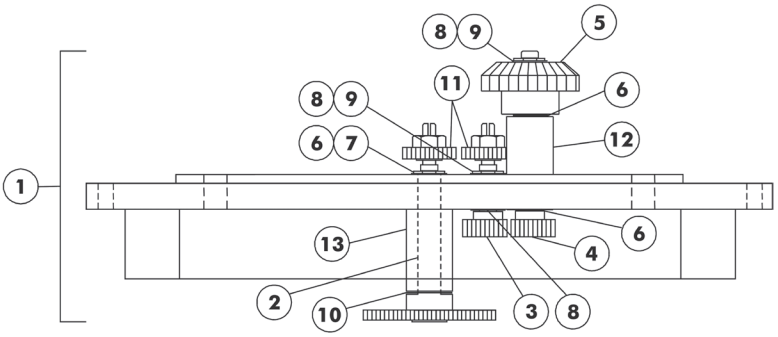

Register Gear Plate Adapter No ATC Parts List			
Ref.	Description	Item Number	Part Number
1	Gear Plate Assembly – 1 1/4" - 2" – Non-ATC	146181	L886201-001
2	S-Shaft Gear Assembly	Special Order	L886112-005
3	R-Shaft Gear Assembly	Special Order	L886115-000
4	Shaft – Output – w/Spur Gear Assembly	Special Order	L886116-010
5	Gear – Bevel – w/Clutch Assembly	Special Order	L886116-011
6	Fork Driver (Short) w/Pin	146176	L088589-001
7	1/16" x 3/8" Roll Pin	146440	L100370-003
8	Washer Shim – 3/16" x 3/8" x .010"	Special Order	L886121-000
9	Retaining Ring – 3/16" E-Type	Special Order	L886131-000
10	Washer Shim – 1/4" x 1/2" x .005"	Special Order	L886122-000
11	Register Change Gear Assembly	See Chart	L081230-XXX
12	Bushing – Spacer – 1/4" x 1/2" x 1"	Special Order	L000010-C02
NS	Bushing – Change Gear Shaft – 3/16" x 5/16" x 3/8"	Special Order	L000010-C01

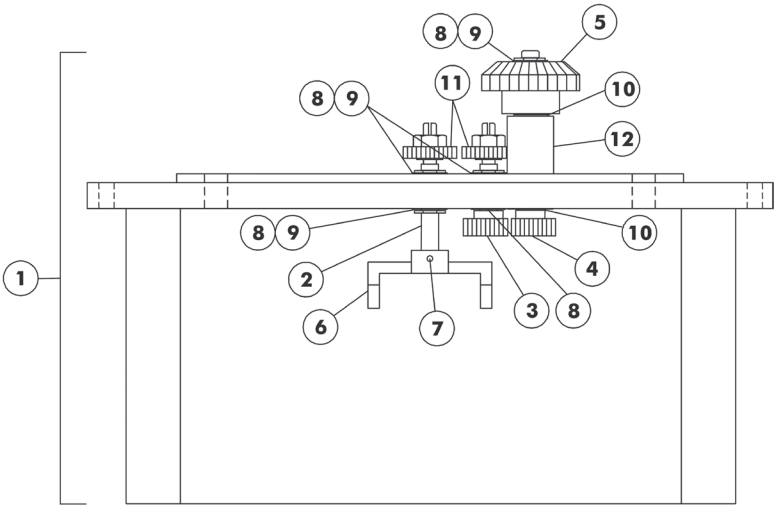

Change Gear Chart		
Item Number	Part Number	Number Of Teeth
145225	81230-018	18
145226	81230-019	19
145227	81230-020	20
145228	81230-021	21
145230	81230-022	22
145232	81230-023	23
145233	81230-024	24
145234	81230-025	25
145235	81230-026	26
145236	81230-027	27
145237	81230-028	28
145238	81230-029	29
145239	81230-030	30
145240	81230-031	31
145241	81230-032	32
145242	81230-033	33
145243	81230-034	34
145244	81230-035	35
145245	81230-036	36

Other Types & Sizes Available for Special Order.



RL100208A203S



RL12511RG0A1



RL200218DRG0D1MS

Neptune Meters								
Item Number	**Part Number**	**Flow Rate GPM**	**Register Model Number**	**Temperature Compensator**	**Type 4D Meter Size**	**Connections**	**Flow Direction**	**Operating Pressure**
143178	RL100208A102S	3-18	600	No	1”	1” FNPT (Tapped Flange)	Inlet Left	350 PSIG
143180	RL100218A203S		600 w/ATC	Yes				
143142	RL12511RG0A1	5-30	831 [1]	No	1 1/4”	1 1/4” FNPT (Tapped Flange)	Left Rear Inlet Outlet @ Right	350 PSIG
143140	RL12511RG0D1		833 [2]	No				
143141	RL12521RG0A1		831 [1]	Yes				
143144	RL12521RG0D1MS		833 [2]	Yes				
143153	RL15011RG0A1	12-60	831 [1]	No	1 1/2”	1 1/2” FNPT (Tapped Flange)	Left Rear Inlet Outlet @ Right	350 PSIG
143150	RL15011RG0D1		833 [2]	No				
143156	RL15021RG0A1		831 [1]	Yes				
143152	RL15021RG0D1		833 [2]	Yes				
143171	RL200118DRG0A1MS	20-100	831 [1]	No	2”	2” FNPT (Tapped Flange)	Left Rear Inlet Outlet @ Right	350 PSIG
143170	RL200118DRG0D1MS		833 [2]	No				
143173	RL200218DRG0A1MS		831 [1]	Yes				
143172	RL200218DRG0D1MS		833 [2]	Yes				

[1]. Direct reading reset counter w/Totalizer.

[2]. Direct reading reset counter w/Zero start Print-O-Meter & Totalizer.

1” Type 4D-MD With 600 Series Register

Reference: P-285(N)

Ref.	Description	Item Number	Part Number
1	Register Complete – 600 Series – Gallons w/ATC	146595	100498-018
	Register Complete – 600 Series – Gallons Non ATC	146175	100498-016
2	Screw – 10-32 x 3/8” Fil Hd	144293	000733-001
3	Star Conn w/Set Screw	145464	082976-001
4	Adaptor – 600 Series Register	Special Order	100729-001
6	Bolt – 1/4”-28 x 1/2” Hex Hd – Drilled	Special Order	100062-023
	Bolt – 1/4”-28 x 1/2” Hex Hd – Undrilled	Special Order	100061-023
7	Main Case Cover Assembly	Special Order	400024-701
8	Cap Screw – 7/16”-14 x 1 3/16” – Drilled	144761	040237-005
	Cap Screw – 7/16”-14 x 1 3/16” – Undrilled	144760	040237-004
9	Gasket – Main Case	Special Order	601522-001
10	Gear Train Complete – 43.5 Reduction (600; US Gal) – Large Spindle	145174	080905-017
11	Measuring Chamber Complete w/Piston	Special Order	101748-001
12	Pin – Seal	144866	042792-000
13	Roller – Control	144850	042086-000
14	Diaphragm	144865	042791-000
15	Cap Screw – 3/8”-16 x 1” Hex Hd – Drilled	Special Order	100071-025
	Cap Screw – 3/8”-16 x 1” Hex Hd – Undrilled	Special Order	100071-024
16	Cover – Vapor Release [1]	Special Order	400021-701
17	Gasket – O-Ring	146386	100139-012
18	Vapor Release Float Assembly [1]	146008	087188-001
20	Strainer Kit – 80 Mesh	Special Order	101752-701
20A	Strainer – 14 x 80 Mesh	Special Order	101738-001
20B	O-Ring – 1/8” x 1” Buna	Special Order	100139-041
21	Main Case Assembly	Special Order	400027-701
	Pin – Measuring Chamber Locating	Special Order	100370-022
—	Kit – Valve	146350	100028-001
22	Piston – Differential Valve	Special Order	100160-005
22B	O-Ring – Not Shown [3]	Special Order	100139-044
23	U Cup – Valve	146349	100025-009
24	Spring	146343	100024-001
25	O-Ring – Cover	146381	100139-007
26	O-Ring – Sleeve Sealing	146379	100139-006
27	Sleeve – Valve	146347	100027-003
28	Cover – Differential Valve	Special Order	400020-702
29A	Flange – Inlet or Outlet – 3/4” NPT	Special Order	600057-000
29B	Flange – Inlet or Outlet – 1” NPT	Special Order	600057-001
30	Screw – 5/16”-18 x 7/8” Hex Hd Steel – Drilled	Special Order	008325-046
	Screw – 5/16”-18 x 7/8” Hex Hd Steel – Undrilled	Special Order	008325-044
31	Lockwasher – 5/16”	Special Order	041482-000
—	Tubing Kit – Vapor Release	Special Order	100017-011
32	Elbow – Male 1/4” – 90° (Flared Tube Fitting)	146011	087195-001
33	Tube Assy – Vapor Release	146012	087196-001
34	Thermometer Well	Special Order	1001906
35	Cover – Thermometer Well	Special Order	600443-001
36	Change Gears (Give Dia. & Number of Teeth) [2]	See Chart	081230-XXX
37	Connector – Male 1/4” (Flared Tube Fitting)	Special Order	100135-002
38	Connector – Male 3/8” Flared	Special Order	084826-000
39	Register Cup	144205	000138-031
40	Screw – 1/4”-20 Hex Head	Special Order	100059-024
40A	Screw – 1/4”-20 w/Seal Hole	Special Order	100060-090
41	Strainer Cover Assy	Special Order	400025-701
42	Sleeve – Screw	146214	100737-001
43	Screw – 10-32 x 3/8” Fil Hd	144293	000733-001
44	Lockwasher – 5/16” Hi Collar	Special Order	041482-000
45	Screw 5/16”-18 x 1” Hex Soc Head	Special Order	008325-044

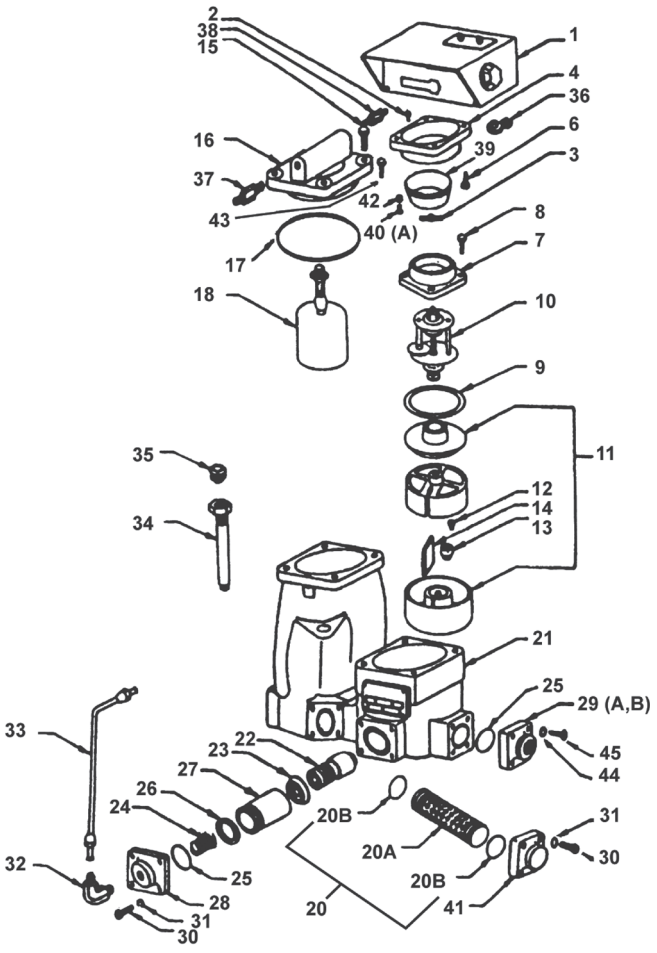

Change Gear Chart		
Item Number	Part Number	Number Of Teeth
145225	081230-018	18
145226	081230-019	19
145227	081230-020	20
145228	081230-021	21
145230	081230-022	22
145232	081230-023	23
145233	081230-024	24
145234	081230-025	25
145235	081230-026	26
145236	081230-027	27
145237	081230-028	28
145238	081230-029	29
145239	081230-030	30
145240	081230-031	31
145241	081230-032	32
145242	081230-033	33
145243	081230-034	34
145244	081230-035	35
145245	081230-036	36

Other Types & Sizes Available for Special Order.

1. Reference numbers 16 & 18 can be purchased as one item under cover assembly part number 400026-701.
2. See Form TSG-310 or Gear Change Chart.
3. Reference Number 22B goes in new O-Ring groove in Part Number 601342-001 in meters shipped after March 2013.

1” Type 4D-MD With 800 Series Register

Reference: P-285(N)

Ref.	Description	Item Number	Part Number
1	Register Complete – 800 Series – Gallons w/Printer	143210	880030-000
2	Screw – 10-32 x 3/8” Fil Hd	144293	000733-001
3	Star Conn w/Set Screw	145464	082976-001
4	Adaptor – 800 Series Register	Special Order	101779-001
7	Main Case Cover Assembly	Special Order	400024-701
8	Cap Screw – 7/16”-14 x 1 3/16” – Drilled	144761	040237-005
	Cap Screw – 7/16”-14 x 1 3/16” – Undrilled	144760	040237-004
9	Gasket – Main Case	Special Order	601522-001
10	Gear Train Complete – 43.5 Reduction (600 US Gal) – Large Spindle	145174	080905-017
11	Measuring Chamber Complete w/Piston	Special Order	101748-001
12	Pin – Seal	144866	042792-000
13	Roller – Control	144850	042086-000
14	Diaphragm	144865	042791-000
15	Cap Screw – 7/16”-14 x 1” Hex Hd – Drilled	Special Order	100071-025
	Cap Screw – 7/16”-14 x 1” Hex Hd – Undrilled	Special Order	100071-024
16	Cover – Vapor Release [1]	Special Order	400021-701
17	Gasket – O-Ring	146386	100139-012
18	Vapor Release Float Assembly [1]	146008	087188-001
20	Strainer Kit – 80 Mesh	Special Order	101752-701
20A	Strainer – 14 x 80 Mesh	Special Order	101738-001
20B	O-Ring – 1/8” x 1” Buna	Special Order	100139-041
21	Main Case Assembly	Special Order	400027-701
	Pin – Measuring Chamber Locating	Special Order	100370-022
—	Kit – Valve	146350	100028-001
22	Piston – Differential Valve	Special Order	100160-005
22B	O-Ring – Not Shown [3]	Special Order	100139-044
23	U Cup – Valve	146349	100025-009
24	Spring	146343	100024-001
25	O-Ring – Cover	146381	100139-007
26	O-Ring – Sleeve Sealing	146379	100139-006
27	Sleeve – Valve	146347	100027-003
28	Cover – Differential Valve	Special Order	400020-702
29A	Flange – Inlet or Outlet – 3/4” NPT	Special Order	600057-000
29B	Flange – Inlet or Outlet – 1” NPT	Special Order	600057-001
30	Screw – 5/16”-18 x 7/8” Hex Hd Steel – Drilled	Special Order	008325-046
	Screw – 5/16”-18 x 7/8” Hex Hd Steel – Undrilled	Special Order	008325-044
31	Lockwasher – 5/16”	Special Order	041482-000
—	Tubing Kit – Vapor Release	Special Order	100017-011
32	Elbow – Male 1/4”-90° (Flared Tube Fitting)	146011	087195-001
33	Tube Assy – Vapor Release	146012	087196-001
34	Thermometer Well	Special Order	1001906
35	Cover – Thermometer Well	Special Order	600443-001
36	Change Gears (Give Dia. & Number of Teeth) [2]	See Chart	081230-XXX
37	Connector – Male 1/4” (Flared Tube Fitting)	Special Order	100135-002
38	Connector – Male 3/8” Flared	Special Order	084826-000
41	Strainer Cover Assy	Special Order	400025-701
42	Register – Stud	145662	084435-000
43	Lockwasher – 5/16” Hi Collar	Special Order	041482-000
44	Screw – 5/16”-18 x 1” Hex Soc Head	Special Order	008325-044

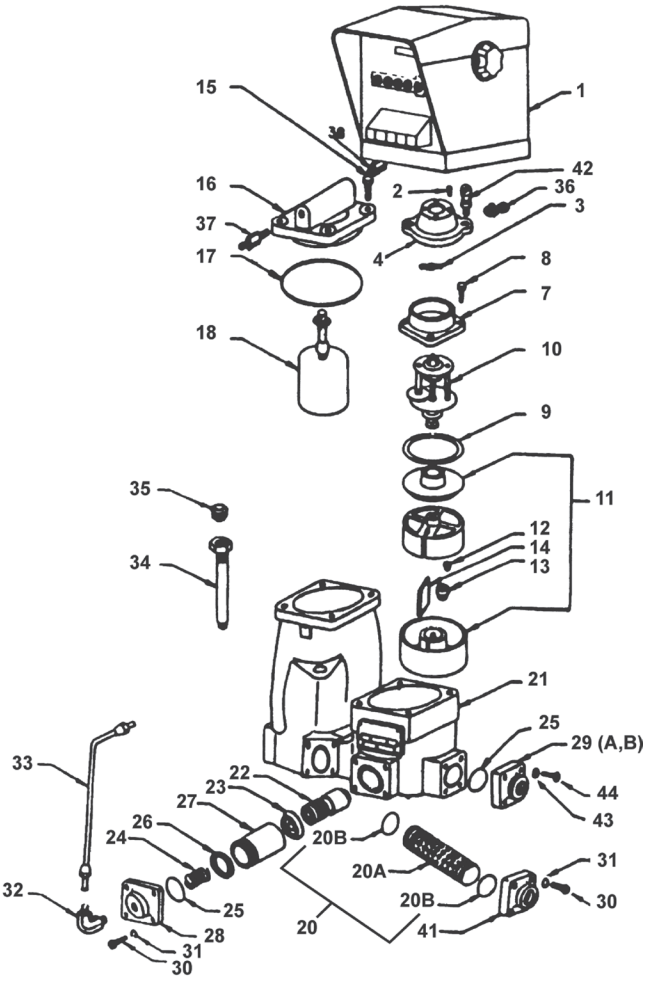

Change Gear Chart		
Item Number	Part Number	Number Of Teeth
145225	081230-018	18
145226	081230-019	19
145227	081230-020	20
145228	081230-021	21
145230	081230-022	22
145232	081230-023	23
145233	081230-024	24
145234	081230-025	25
145235	081230-026	26
145236	081230-027	27
145237	081230-028	28
145238	081230-029	29
145239	081230-030	30
145240	081230-031	31
145241	081230-032	32
145242	081230-033	33
145243	081230-034	34
145244	081230-035	35
145245	081230-036	36

Other Types & Sizes Available for Special Order.

1. Reference numbers 16 & 18 can be purchased as one item under cover assembly part number 400026-701.
2. See Form TSG-310 or Gear Change Chart.
3. Reference Number 22B goes in new O-Ring groove in Part Number 601342-001 in meters shipped after March 2013.

Reference: P-285(N)

ATC

Ref.	Description	Item Number	Part Number
1	Screw – 8-32 x 3/8” LG BD-HD	Special Order	008383-003
2	Washer – Internal Tooth Lock – No. 10	146370	100122-007
3	Plate – Offset Arm Support	Special Order	101060-001
4	Spring – Offset Spider Arm	Special Order	008355-506
5	Arm Complete – Offset Spider	Special Order	084910-004
9	Ratchet & Arm Assembly	Special Order	101053-001
10	Screw – 10-32 x 3/16” Fil Hd	Special Order	088524-001
11	Washer – Internal Tooth Lock – No. 10	143670	100122-007
12	Plate Assembly – Drive	Special Order	101055-001
13	Driving Fork	145655	084192-006
14	Rollpin – 1/16” Dia. x 3/8” Steel	146440	100370-003
15	Screw – 1/4”-20 x 1/2” Socket Hd	Special Order	008325-033
16	Washer – 1/4” Lock	144791	041117-000
17	Housing – Thermostat	Special Order	101048-001
18	Pin – Dowel – 3/16” Dia. x 1/2” Lg.	Special Order	008349-015
19	Gasket – O-Ring	146377	100139-005
20	Thermostat (Bellows)	145833	086646-000
21	Cover – Thermostat	Special Order	400020-003
22	Screw – 1/4”-20 x 5/8” Lg. Socket Flat Hd	Special Order	008325-401
23	Pin – Thermostat	Special Order	086648-006
24	Spring – Pushrod	Special Order	084888-001
25	Washer – Spring Retaining	Special Order	088286-003
26	Swivel Block Assembly	Special Order	086612-000
27	Push Rod	Special Order	101059-001
28	Housing Assembly – ATC	Special Order	101047-001
29	Mounting Plate & Lever Arm Assembly	Special Order	086649-002
30	Screw – 10-32 x 5/8” Fil Hd	144794	041221-002
31	Lockwasher – No. 10 Steel	144795	041211-000
32	Screw – 10-32 x 5/16” Lg. Fil Hd	144293	000733-001
33	Cotter Pin – 1/16” Dia. x 3/8” Lg. Brass	Special Order	086973-000
34	Pin – Lever Arm Lock	146203	086661-001
35	Cover – Lever Arm Mounting Plate	146204	086665-000
36	Screw – Cover (10-32 Special)	144751	009287-003
37	Screw – 10-32 x 3/4” Lg. Fil Hd	144835	041750-000
38	Star Wheel	145464	082976-001
39	Adapter Mounting Ring	Special Order	101052-001
40	Elbow	Special Order	008323-001
41	Connector Tube Assembly	Special Order	101065-002
42	Screw – 10-32 x 3/4” Lg. Fil Hd – Drilled	Special Order	041750-002

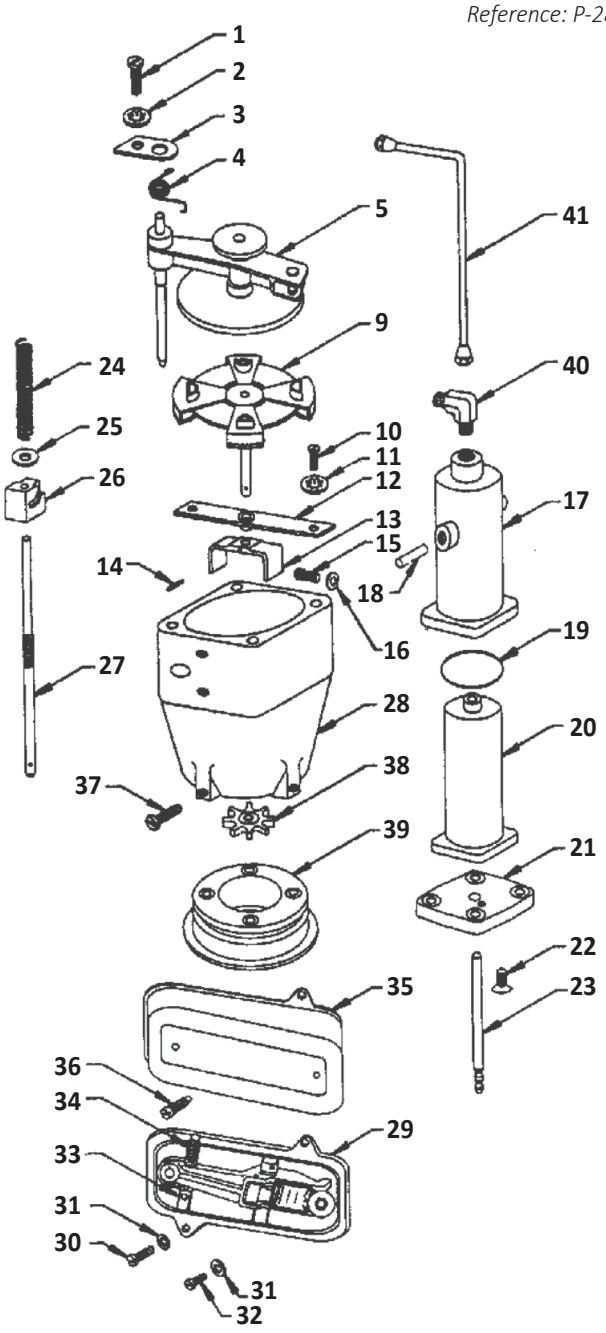

Stuffing Box — 100 & 600 Series

Ref.	Description	Item Number	Part Number
1	Stuffing Box Nut w/Bushing	145558	083536-000
2	Seal – U-Cup Shaft	146344	100025-002
3	Expander – Seal	145560	083539-000
4	Spring – Stuffing Box	145562	083540-000
5	Nut – Clamp	144204	000034-000
6	Gasket – O-Ring – Gear Train	146380	100138-003

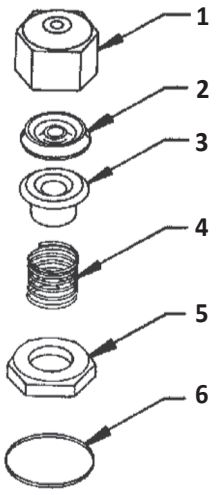

Vapor Release & Strainer

Ref.	Description	Item Number	1 1/4” & 1 1/2” Part Number
1	Gasket – O-Ring	146400	100139-022
2	Screw – 3/8”-16 x 1” – Socket Hd.	144732	008325-014
3	Lockwasher – 3/8” Steel	Special Order	045828-001
	Mounting Cover w/Float	Special Order	083481-701
4	Cover Assembly Vapor Release	Special Order	400077-701
5	Valve Assembly Bypass	146424	100237-001
6	Screw & Plate Assembly	146571	100333-001
7	O-Ring – 1/16” Sect x 11/16” I.D.	146382	100138-006
8	Spring Compression	146345	100024-003
9	Main Valve Complete	146334	089274-006
10	Sleeve – Valve	145320	082446-005
11	Piston – Seal	145484	083179-000
12	Lockwasher – No. 10 Steel	144795	041211-000
13	Screw – 10-32 x 5/8” Fil Hd Steel	144794	041221-002
	Lower Valve Housing Complete	145860	086797-001
14	Link Assembly	146574	100334-001
15	Valve Housing w/Extensions	Special Order	082455-000
16	Rivet – Valve Lever	144767	040819-002
17	Stem – Valve	144768	083127-001
18	Pin – Valve Stem	144869	042941-000
19	Pin – Float Lever (Long)	144766	040820-003
20	Washer – Float Lever Pin (Long)	Special Order	040491-000
21	Cotter Pin – 1/16” Dia x 1/2” – Brass	Special Order	041402-000
22	Pin – Float Lever (Short)	Special Order	082633-000
23	Washer – Float Lever Pin (Short)	Special Order	041989-000
24	Float Complete	145326	082476-001
25	Strainer & Gasket Assembly (80-Mesh)	146557	101433-704
26	Gasket – Strainer – O-Ring	146406	100139-032
29	Inlet Check Valve Complete (Soft Seat)	145716	084983-704
	Parts Breakdown Page 208	-----	-----
30	Gasket – O-Ring	146385	100139-010
31	Strainer Cover (w/Thermometer Well)	145551	083485-702
	Strainer Cover (w/o Thermometer Well)	145552	083486-705
32	Washer – Plain – 7/16” Steel	-----	-----
33	Cap Screw – 7/16”-14 x 1 3/8” – Hex Hd. Steel	-----	-----
34	Body – Vapor Release & Strainer	Special Order	083495-701
35	Lockwasher – 7/16” Steel	-----	-----
36	Plug – Drain	Special Order	100075-003
	Bushing – 1 1/2” x 1 1/4” (For 1 1/4” Meter)	Special Order	008384-101
37	Caution Tag	Special Order	100322-001
38	Cap Screw – 3/8”-16 x 1” – Hex Hd. Steel		
	without Seal Hole	Special Order	100067-053
	with Seal Hole	Special Order	100068-027
39	Valve – Vapor Return Check (Straight Type)	145694	084828-000

1 1/4” & 1 1/2”

84982-701

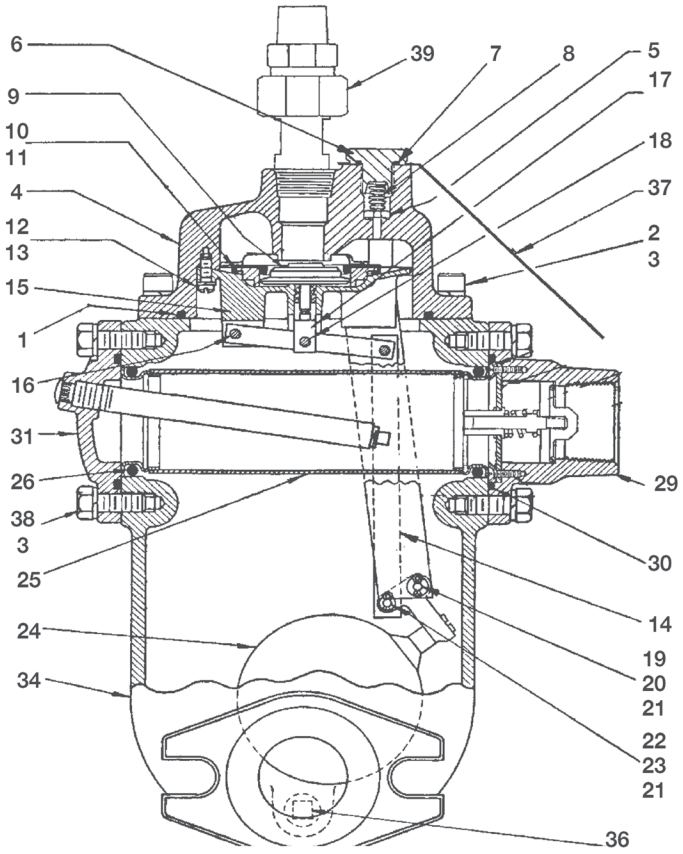

Differential Valve 1 1/4” & 1 1/2”

Reference: P-282 Rev. G

Ref.	Description	Item Number	1 1/2” Part Number
---	1 1/4” & 1 1/2” Differential Valve	143460	084985-701
1	Cover	Special Order	400000-701
2	Spring – Valve	145588	083775-000
	Diaphragm Complete	Special Order	1001571
3	Screw – Diaphragm	145585	083774-002
4	Lockwasher – 7/16” Steel	Special Order	041012-002
5	Retainer – Spring	Special Order	083773-000
6	Retainer – Diaphragm	145587	083772-002
7	Diaphragm	146361	1000624
8	Gasket – O-Ring	146378	100139-001
9	Valve – Stem Assembled	145582	083768-002
10	Screw – 3/8”-16 x 1” – Hex Hd. Steel	Special Order	100067-051
	Screw – 3/8”-16 x 1” – Hex Hd. Steel w/Seal Hole	Special Order	100068-050
10A	Lockwasher – 3/8” Steel (Not Shown)	Special Order	045828-001
11	Body	143461	084986-701
12	Gasket – Flange	145250	082060-000
13	Fitting – Straight – 3/8” Flared Tube (Male Half)	Special Order	084826-000
14	Fitting – Elbow – 3/8” Flared Tube (Male Half)	Special Order	084825-001
15	Tube – Connecting – w/Nuts	145559	083937-000
	Tube – Connecting – w/Nuts (Angle Type)	-----	-----

Note: If valve stem (Ref. 9) or screw (Ref. 3) are not as shown in drawing, both parts must be replaced.

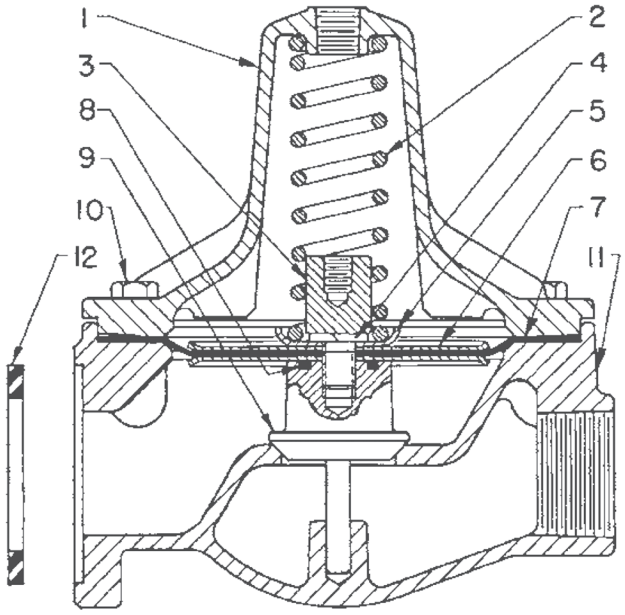

84985-701

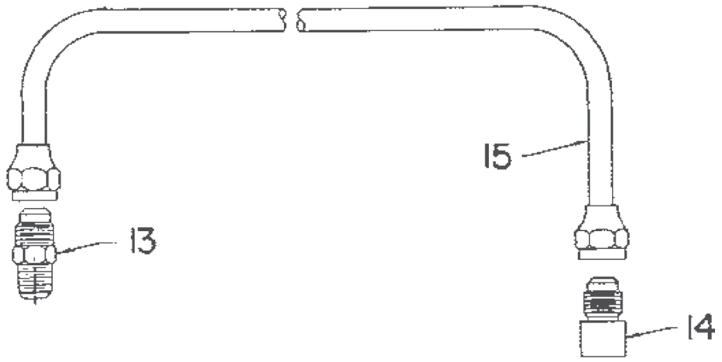

1 1/4” / 1 1/2” – “Soft Seat” Inlet Check Valve

Ref.	Description	Item Number	Part Number
---	1 1/4” & 1 1/2” Inlet Check Valve – Soft Seat	145716	084983-704
1	Ring – Retaining	145525	083441-000
2	Screw	145526	083442-000
3	Spring	145554	083492-000
4	Strap – Inlet Check	145561	083493-003
5	Inlet Flange	Special Order	084984-005
7	Ring – Retaining – Truarc	145783	086071-000
8	Washer – Lock	144791	041117-000
9	O-Ring	146417	100146-003
10	Holder – Disk	146446	100423-002
11	Shaft – Inlet Check	146567	100896-001
12	Retainer – Disk	146568	100897-001
13	Bearing	146569	100899-001

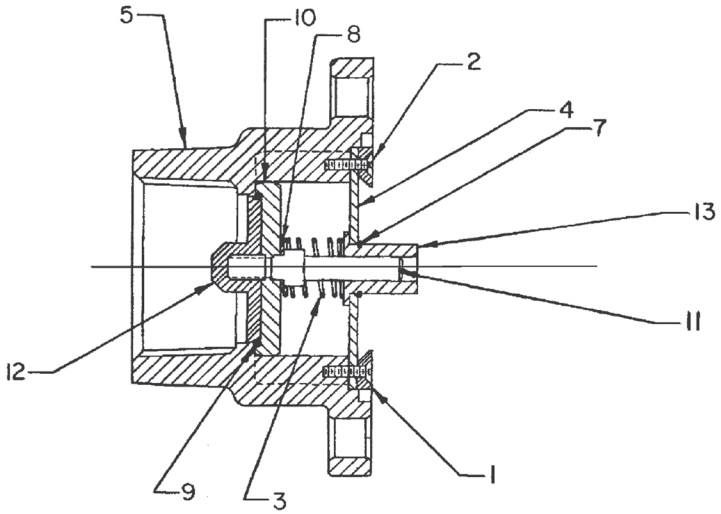

84983-704

Flowmeter without Temperature Compensator

1 1/4” & 1 1/2”

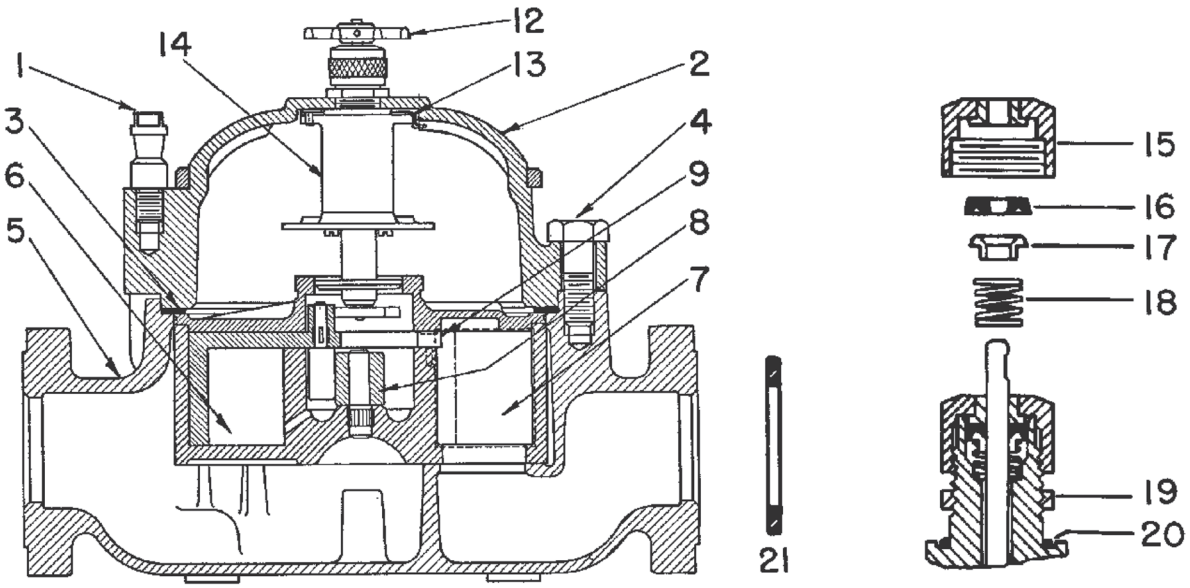

Ref.	Description	Item Number	1 1/4” Part Number	Item Number	1 1/2” Part Number
1	Stud Register Mounting	145662	084435-000	145662	084435-000
2	Cover – Main Case	Special Order	083479-701	Special Order	083479-701
3	Gasket – Main Case	144651	004862-008	144651	004862-008
4	Screw – Cap – Main Case 7/16”-14 x 1 3/8”	144294	000795-003	144294	000795-003
	Screw – Cap – Main Case 7/16”-14 x 1 3/8” (w/Seal Hole)	Special Order	000795-011	Special Order	000795-011
4A	Lockwasher – 7/16” Bolt (Not Shown)	Special Order	041012-002	Special Order	041012-002
5	Main Casing w/Locating Pin	145535	083477-701	Special Order	084978-002
6	Measuring Chamber Complete	144923	C43260-101	145495	C83271-101
7	Diaphragm	144920	043271-000	145498	083277-000
8	Roller Control	144851	043275-000	144851	043275-000
9	Pin Seal	144866	042792-000	144866	042792-000
10	Dowel Stud – Seal Pin	-----	-----	-----	-----
11	Screw – Measuring Chamber	-----	-----	-----	-----
12	Star Connection w/Setscrew	145464	082976-001	145464	082976-001
13	Adapter – Gear Train – Non-Swivel	145719	085006-000	145719	085006-000
14	Gear Train Complete – 9.375 Reduction U.S. Gal	-----	-----	145714	084981-000
	Gear Train Complete – 14.06 Reduction U.S. Gal	145556	083501-000	-----	-----
15	Stuffing Box Nut w/Bushing	145558	083536-000	145558	083536-000
16	Seal – U-Cup Shaft	146344	100025-002	146344	100025-002
17	Expander Seal	145560	083539-000	145560	083539-000
18	Spring – Stuffing Box	145562	083540-000	145562	083540-000
19	Nut Clamp	144204	000034-000	144204	000034-000
20	Gasket – O-Ring – Gear Train	146380	100138-003	146380	100138-003
21	Gasket – Flange	145250	082060-000	145250	082060-000

Reference: P-282 Rev. G

Flowmeter with Temperature Compensator

1 1/4” 1 1/2”

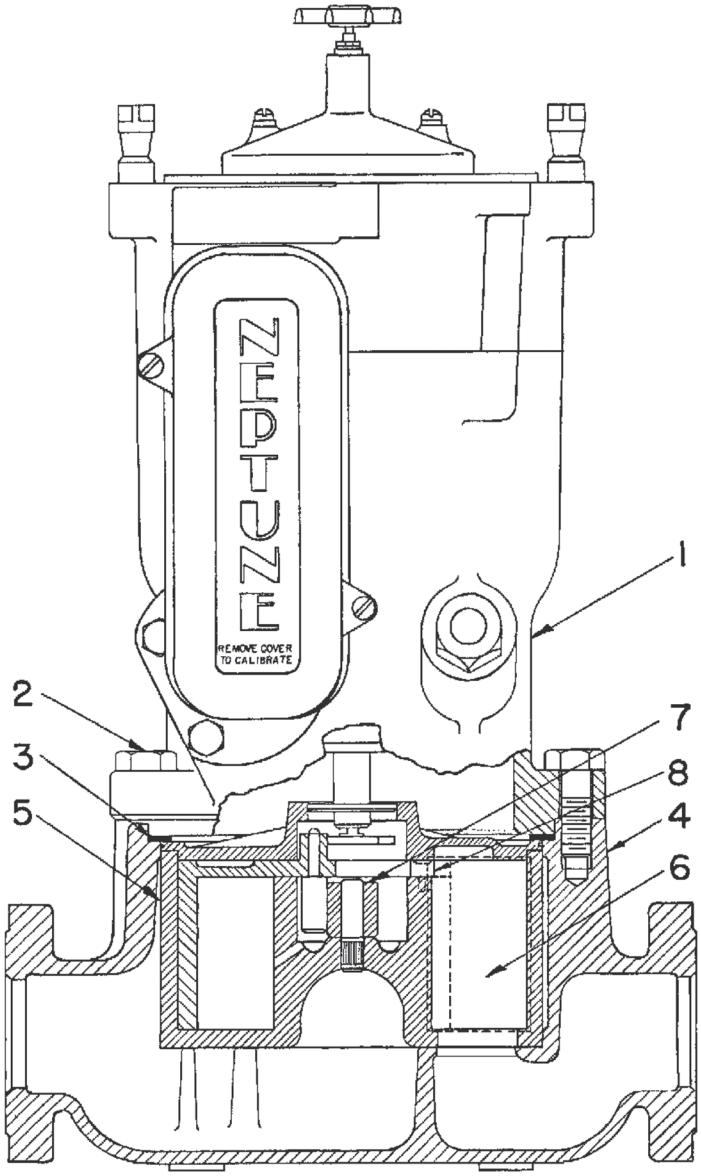

Ref.	Description	Item Number	1 1/4” Part Number	Item Number	1 1/2” Part Number
1	LP-Gas Temperature Compensator	-----	*	-----	*
2	Cap Screw – Main Case 7/16”-14 x 1 3/8”	144294	000795-003	144294	000795-003
	Cap Screw – Main Case 7/16”-14 x 1 3/8” (w/Seal Hole)	Special Order	000795-011	Special Order	000795-011
2A	Lockwasher – 7/16” Bolt (Not Shown)	Special Order	041012-002	Special Order	041012-002
3	Gasket	144651	004862-008	144651	004862-008
4	Main Casing w/Locating Pin	145535	083477-701	Special Order	084978-002
5	Measuring Chamber Complete	144923	C43260-101	145495	C83271-101
6	Diaphragm	144920	043271-000	145498	083277-000
7	Roller Control	144851	043275-000	144851	043275-000
8	Pin Seal	144866	042792-000	144866	042792-000
9	Dowel Stud – Seal Pin	-----	-----	-----	-----
10	Screw – Measuring Chamber	-----	-----	-----	-----

** Temperature Compensator parts are shown on Pages 211 & 212.*

Temperature Compensator Type 1 Style 2

Reference: P-282 Rev. G

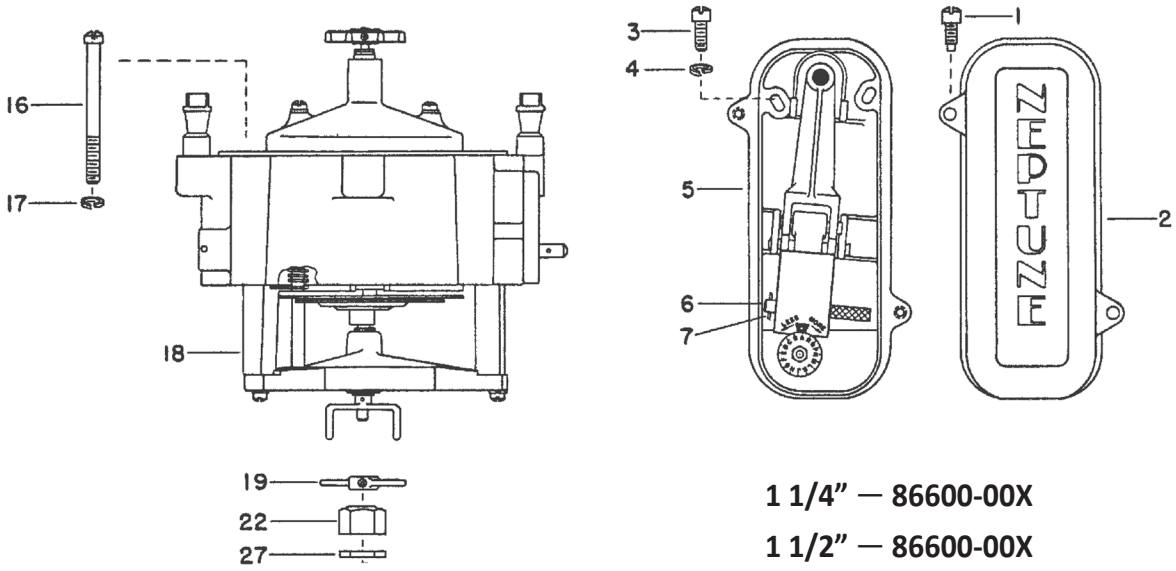

1 1/4” — 86600-00X

1 1/2” — 86600-00X

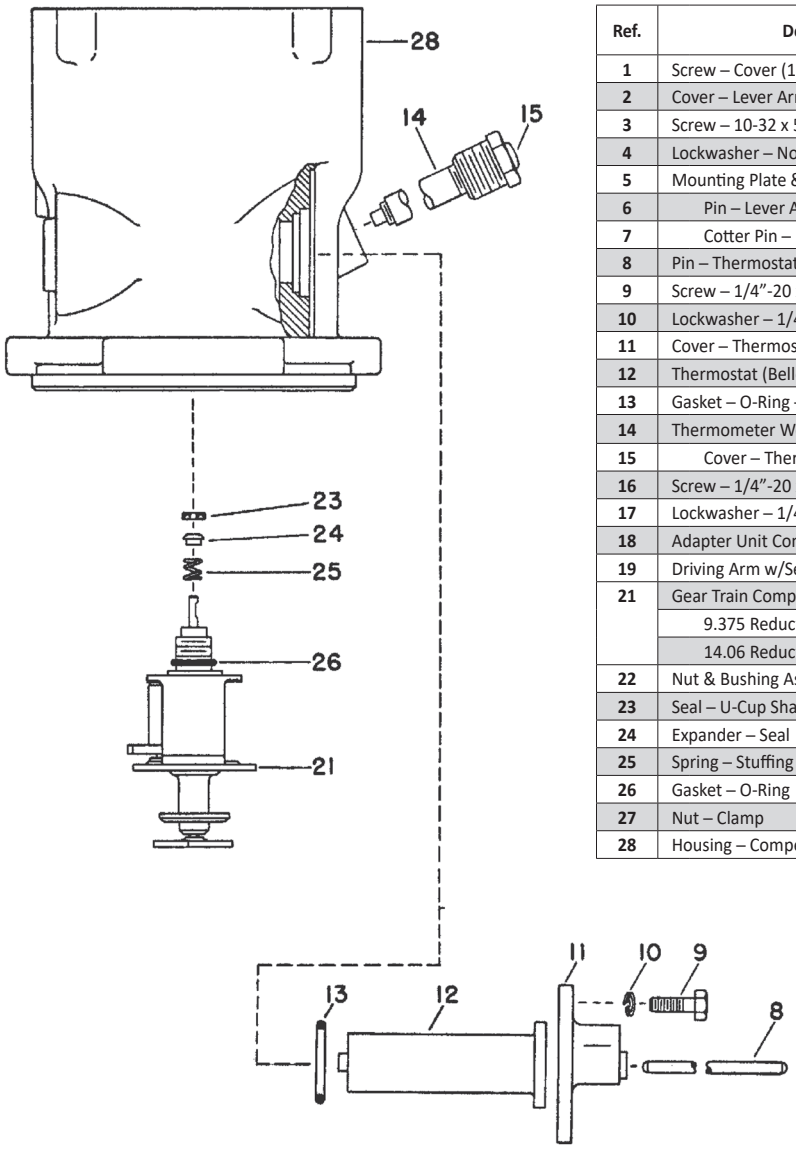

Ref.	Description	Item Number	1 1/4” Part Number	Item Number	1 1/2” Part Number
1	Screw – Cover (10-32 Special)	144751	009287-003	144751	009287-003
2	Cover – Lever Arm Mounting Plate	146204	086665-000	146204	086665-000
3	Screw – 10-32 x 5/8” – Fil Hd. Steel	144794	041221-002	144794	041221-002
4	Lockwasher – No. 10 Steel	144795	041211-000	144795	041211-000
5	Mounting Plate & Lever Arm Assembly	145838	086649-003	145838	086649-003
6	Pin – Lever Arm Lock	146203	086661-001	146203	086661-001
7	Cotter Pin – 1/16” Dia. x 3/8” – Brass	Special Order	086973-000	Special Order	086973-000
8	Pin – Thermostat	145837	086648-000	145837	086648-000
9	Screw – 1/4”-20 x 3/4” – Hex Hd. Steel	Special Order	083784-000	Special Order	083784-000
10	Lockwasher – 1/4” Steel	144791	041117-000	144791	041117-000
11	Cover – Thermostat	Special Order	086647-001	Special Order	086647-001
12	Thermostat (Bellows)	145833	086646-000	145833	086646-000
13	Gasket – O-Ring – Thermostat Cover	146377	100139-005	146377	100139-005
14	Thermometer Well Complete	Special Order	1001906	Special Order	1001906
15	Cover – Thermometer Well	Special Order	600443-001	Special Order	600443-001
16	Screw – 1/4”-20 x 2 1/2” – Fil Hd. Steel	144730	008302-107	144730	008302-107
17	Lockwasher – 1/4” Steel – Small	146226	088721-000	146226	088721-000
18	Adapter Unit Complete (See Diagram)	145822	086602-705	145822	086602-705
19	Driving Arm w/Setscrew	145464	082976-001	145464	082976-001
21	Gear Train Complete				
	9.375 Reduction U.S. Gal	-----	-----	145714	084981-000
	14.06 Reduction U.S. Gal	145556	083501-000	-----	-----
22	Nut & Bushing Assy – Stuffing Box	145558	083536-000	145558	083536-000
23	Seal – U-Cup Shaft	146344	100025-002	146344	100025-002
24	Expander – Seal	145560	083539-000	145560	083539-000
25	Spring – Stuffing Box	145562	083540-000	145562	083540-000
26	Gasket – O-Ring	146375	100138-003	146375	100138-003
27	Nut – Clamp	144204	000034-000	144204	000034-000
28	Housing – Compensator	Special Order	086601-701	Special Order	086601-701

Temperature Compensator Adaptor

Reference: P-282 Rev. G

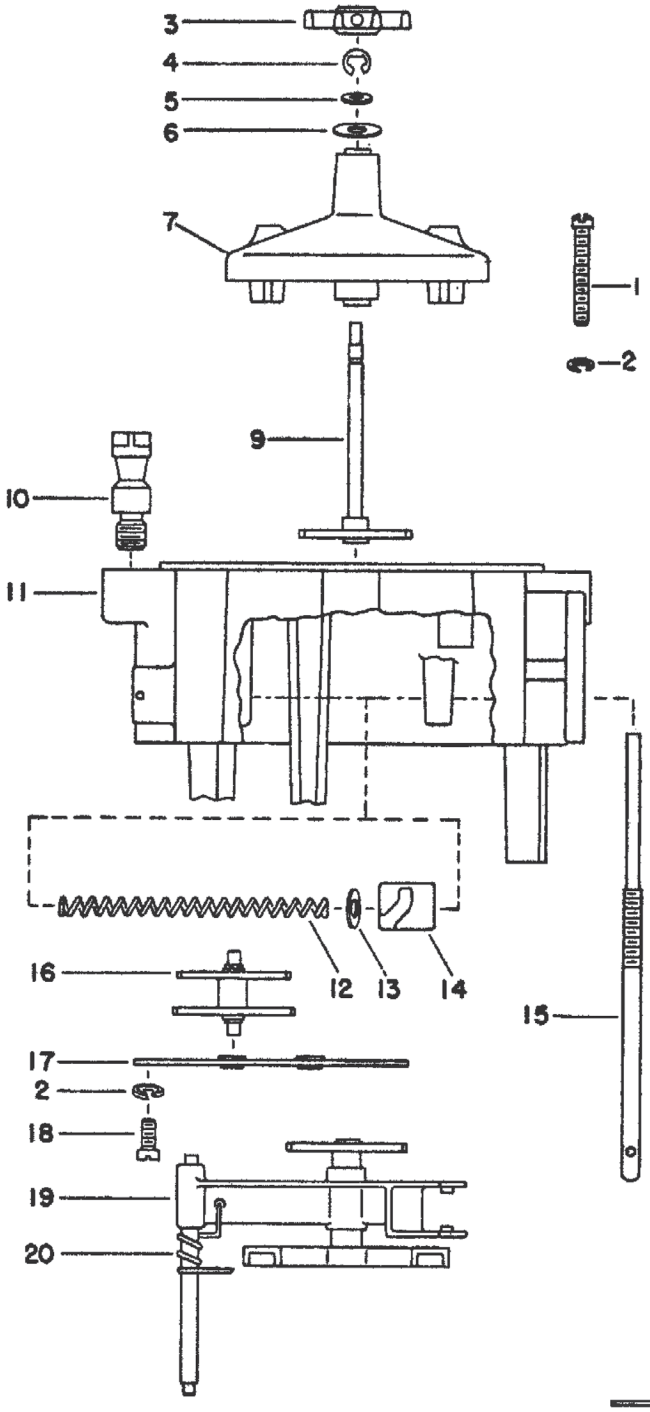

Part No. 86600-00X

Ref.	Description	Item Number	Part Number
1	Screw – 10-32 x 1 1/4” – Fil Hd. Steel	146306	089073-000
2	Lockwasher – No. 10 Steel	144795	041211-000
	Register Drive Bracket Complete	Special Order	084890-004
3	Star Connection w/Setscrew	145464	082976-001
	Setscrew – 8-32 x 3/16” Hollow Hd.	Special Order	008538-027
4	Ring – Retaining (Truarc – Type E)	146128	088462-000
5	Washer – Drive Shaft	144752	008571-014
6	Slim – Drive Shaft	145019	046652-001
7	Bracket Assy w/Bushings (included in Part# 84890-004)	-----	-----
9	Gear Complete – Intermediate (41-Tooth)	145820	086554-001
10	Stud – Register Mounting	145662	084435-000
11	Adapter w/Plug & Bushing	Special Order	084921-003
12	Spring – Push Rod	Special Order	084888-000
13	Washer – Spring Retaining	Special Order	088286-003
14	Swivel Block Assembled	Special Order	086612-000
15	Push Rod	Special Order	086611-001
16	Gears & Shaft Assembly (41 & 35 Teeth)	145705	084907-001
17	Plate & Bushing Assembly – Idler Gear – Retaining	145827	086609-000
18	Screw – 10-32 x 3/8” – Fil Hd. Steel	146155	088524-000
19	Arm Complete – Offset Spider (w/31-Tooth Gear)	145712	084910-003
20	Spring – Offset Spider Gear	Special Order	086645-000
21	Screw – 10-32 x 5/8” – Fil Hd. Steel	144794	041221-002
22	Arm Assembly – No. 1 – 2 Reg.	146608	100922-001
22	Arm Assembly – No. 2 – 2 Reg.	146609	100922-002
23	Spring – Ratchet Pawl	145741	086063-000
24	Ratchet & Shaft – Assembly	Special Order	100915-002
25	Drive Bracket Assembled (w/Bushings)	145717	084914-000
26	Rollpin – 1/16” Dia. x 3/8” – Steel	146440	100370-003
27	Drive Fork	145655	084192-006
	Kit – Replacement – Metal w/Plastic	Special Order	101732-001
	Conversion Kit – Metal to Plastic	Special Order	101732-001

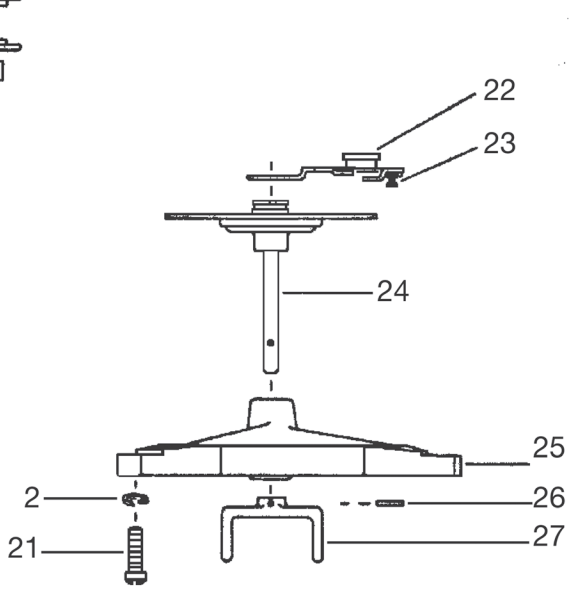

Drive Bracket Assy.
Complete w/Ratchet & Arms.
Part No. 84913-002 (145711)

Reference: P-250 Rev. G

Type 4D-MT
Vapor Release & Strainer

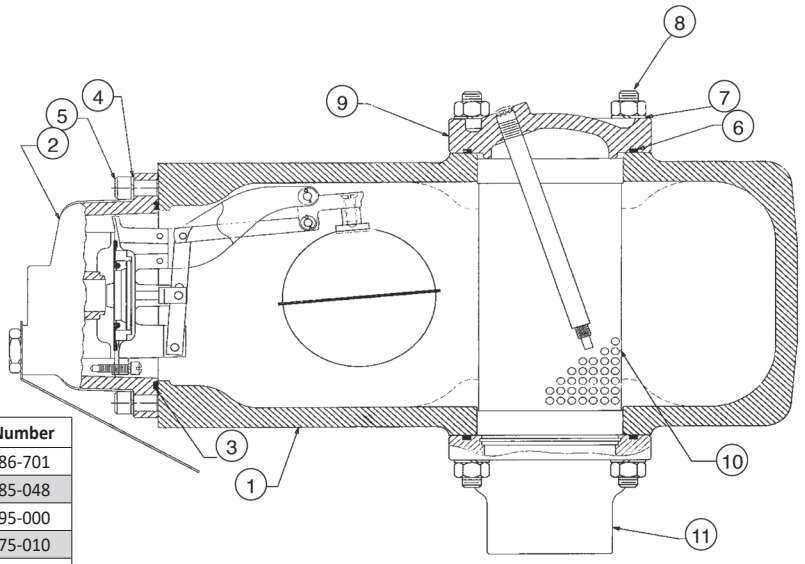

400076-701

Ref.	Description	Item Number	Part Number
1	Main Body Assembly – 4D-MT Vapor Release	Special Order	400086-701
	Bolt – 5/8”-11 x 1 3/4” (Not Shown)	Special Order	100085-048
	Washer	Special Order	041395-000
	Pipe Plug 3/8” Square Head	Special Order	100075-010
2	Cover Complete – 2” 4D-MT Vapor Release	Special Order	400078-001
3	O-Ring 1/8” Dia. x 4 1/2” I.D. BUNA	146400	100139-022
4	Washer – 3/8” Lock Hel Spring Hi-Collar	146572	100440-001
5	Screw – 3/8”-16 x 1” Soc. Head Cap	144732	008325-014
6	O-Ring 1/8” Dia. x 3 3/4” I.D. BUNA	146391	100139-018
7	Washer – Lock 7/16” Bolt St. Stl.	Special Order	041012-002
8	Bolt – 7/16”-14 x 1 3/8” HRX	144294	000795-003
9	Cover Complete – 2” Type 4D-MT Strainer	Special Order	400074-001
10	Strainer Complete 80 Mesh 2” Type 4D	146598	101405-004
11	Valve – ASM Inlet Check 2” Type 4D	145685	084813-702
12	O-Ring Outlet Flange (Not Shown)	146387	100139-013

Type 4D-MT
Vapor Release Cover

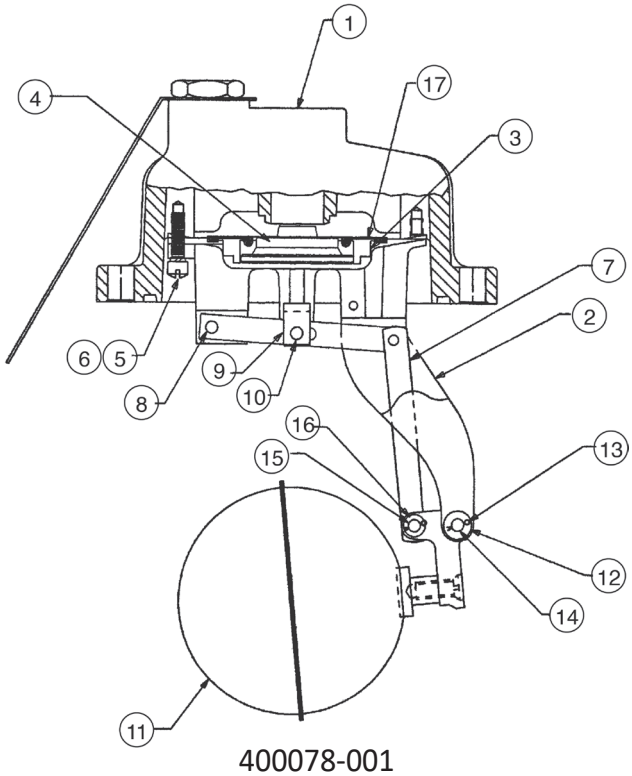

400078-001

Ref.	Description	Item Number	Part Number
1	2” 4D-MT Vapor Release Cover Assembly	Special Order	400077-701
	Screw – 5/8”-18 Hex. Hd. Retainer	Special Order	004853-008
	Spring – Compression	146345	100024-003
	O-Ring – 1/16” Sect. x 11/16” I.D. Buna-N	146382	100138-006
	Valve Assembly – Bypass Aluminum with Buna-N Seat	146424	100237-001
	Tag – Precaution	Special Order	100322-001
2	Housing – ASM Low Volume & Extended	Special Order	083457-000
3	Sleeve – Air Release – Aluminum	145320	082446-005
4	Valve Assembly – Main A/R (Brz-Buna-N)	146334	089274-006
5	Screw – 10-32 x 5/8” Fil. Hd. 303 SST	144794	041221-002
6	Lockwasher – No. 10 Spring Steel	144795	041211-000
7	Link Assy. – Connect – Stl.	145842	080002-002
8	Pin – 0.187 ODS 21/32” Lg	144767	040819-002
9	Stem – Valve PST Type A/Rel. Brz	144768	083127-001
10	Pin – Valve Lever & Stem Air Release	144869	042941-000
11	Float Complete	145326	082476-001
12	Spacer Drive Gear Hub VSB Reg. Brass	Special Order	040491-000
13	Pin – Cotter 1/16” Dia. x 1/2” Lg.	Special Order	041402-000
14	Pin – Float Lever — A/R Valve	144766	040820-003
15	Pin – V Connection 3/16” O.D. x 11/16” Lg. Brz	Special Order	082633-000
16	Washer No. 10 Screw	Special Order	041989-000
17	Seal – Piston Air Release Units	145484	083179-000

Reference: P-250 Rev. G

Flowmeter without Temperature Compensator

Type 4-MT & Type 4D-MT

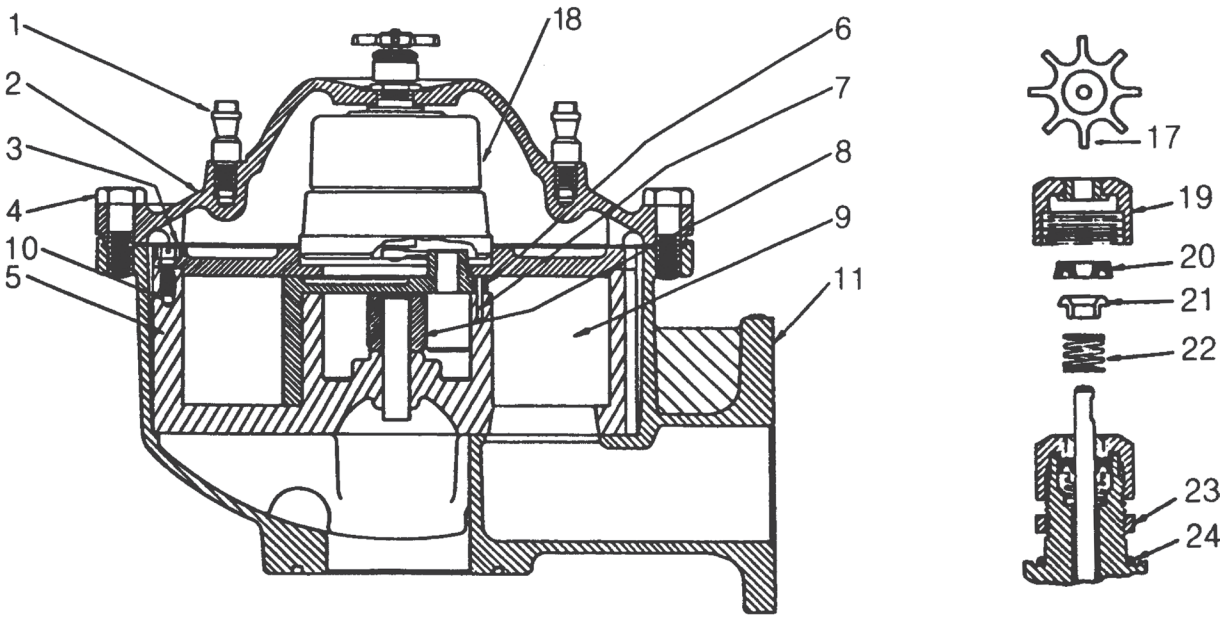

Ref.	Description	Item Number	Part Number
1	Stud Register Mounting	145662	084435-000
2	Cover – Main Case	Special Order	400071-001
3	Gasket – Main Case	145681	084806-000
4	Screw Cap – Main Case	144294	000795-003
	Screw Cap – Main Case (w/Seal Hole)	Special Order	000795-011
5	Measuring Chamber Complete	145017	C45806-101
6	Pin Seal	144861	042546-000
7	Dowel Stud – Seal Pin	Special Order	005211-001
8	Roller Control	144853	042316-001
9	Diaphragm	144852	042312-001
10	Screw – Measuring Chamber	146199	088638-000
11	Main Case w/Locating Pin	Special Order	400072-701
12	Screw – 7/16”-14 x 1 1/2” Cap Skt Hd.	Special Order	008325-041
13	Lockwasher – 7/16” Steel	Special Order	041012-002

Ref.	Description	Item Number	Part Number
14	Gasket – Connector	146391	100139-018
15	Connector w/Plug – Meter-to-Vapor Release	Special Order	400079-001
16	Screw – 7/16”-14 x 3” Cap Skt. Hd.	Special Order	008325-040
17	Star connection w/Setscrew	145464	082976-001
18	Gear Train Complete – 3.75 Reduction US Gal	145557	083502-000
19	Stuffing Box Nut w/Bushing	145558	083536-000
20	Seal – U-Cup Shaft	146344	100025-002
21	Expander Seal	145560	083539-000
22	Spring – Stuffing Box	145562	083540-000
23	Nut Clamp	144204	000034-000
24	Gasket – O-Ring – Gear Train	146380	100138-003
25	O-Ring – 1/8” Dia. x 3 3/8” I.D. Buna-N	146387	100139-013

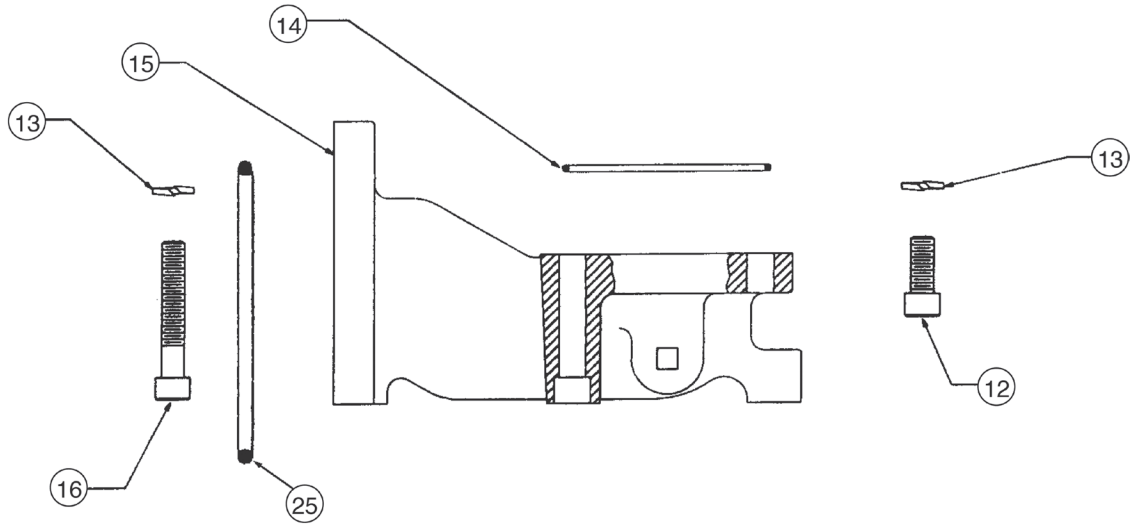

Flowmeter without Temperature Compensator

Reference: P-250 Rev. G

Type 4-MT & Type 4D-MT

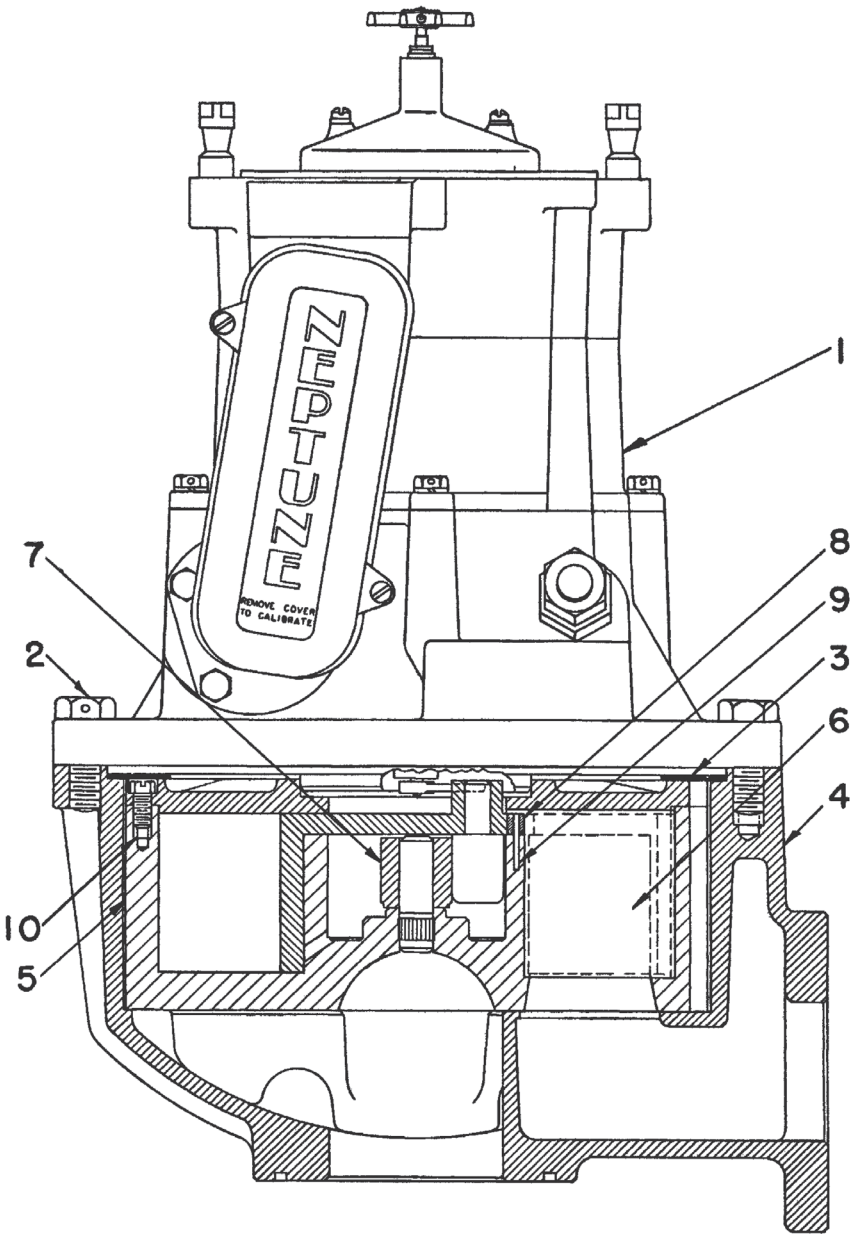

Ref.	Description	Item Number	Part Number
1	LP-Gas Temperature Compensator	*	*
2	Cap Screw – Main Case	144294	000795-003
	Cap Screw – Main Case (w/Seal Hole)	Special Order	000795-011
3	Gasket	145681	084806-000
4	Main Casing w/Locating Pin	Special Order	400072-001
5	Measuring Chamber Complete	145017	C45806-101
6	Diaphragm	144852	042312-001
7	Roller – Control	144853	042316-001
8	Pin Seal	144861	042546-000
9	Dowel Stud Seal Pin	Special Order	005211-001
10	Screw – Measuring Chamber	146199	088638-000

** Temperature Compensator Parts are Shown on Pages 216 & 217.*

Reference: P-250 Rev. G

Temperature Compensator — Type 1 Style 2

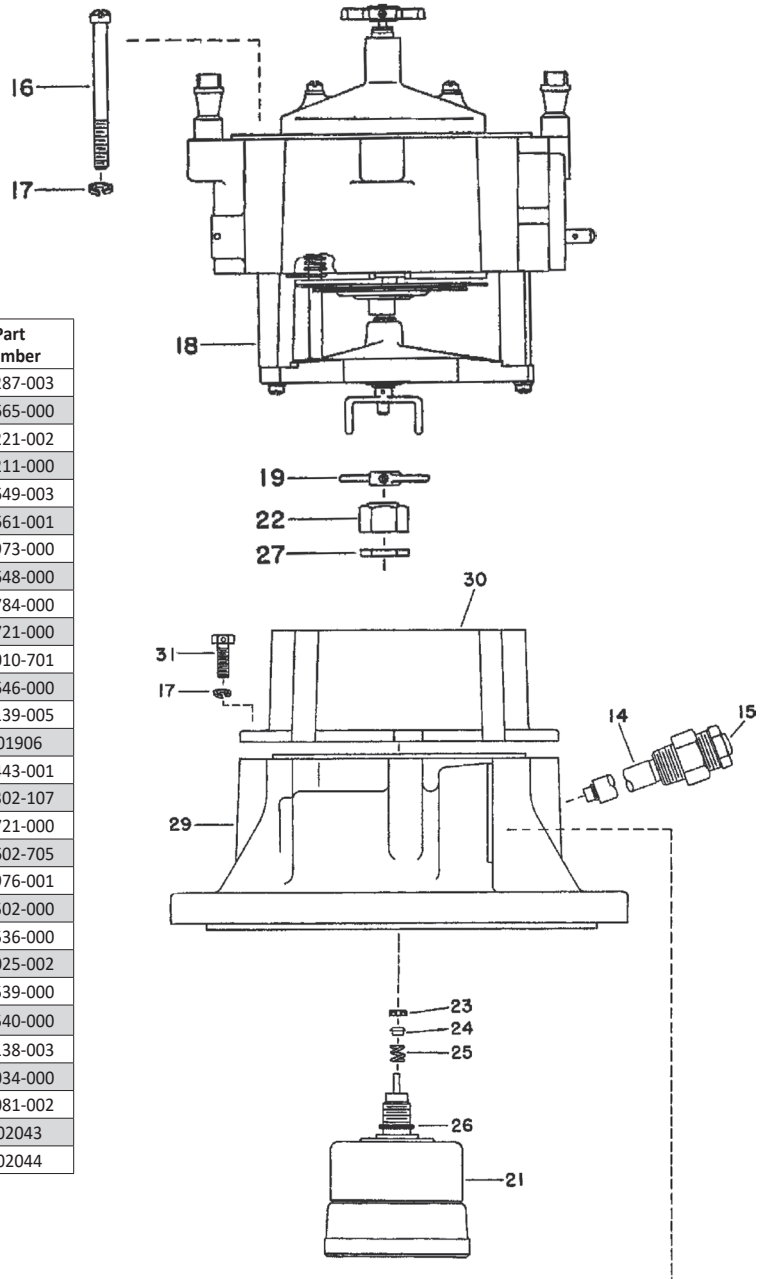

Ref.	Description	Item Number	Part Number
1	Screw – Cover (10-32 Special)	144751	009287-003
2	Cover – Lever Arm Mounting Plate	146204	086665-000
3	Screw – 10-32 x 5/8” – Fil Hd. Steel	144794	041221-002
4	Lockwasher – No. 10 Steel	144795	041211-000
5	Mounting Plate & Lever Arm Assembly (4D-MT)	145838	086649-003
6	Pin – Lever Arm Lock	146203	086661-001
7	Cotter Pin – 1/16” Dia. x 3/8” – Brass	Special Order	086973-000
8	Pin – Thermostat	145837	086648-000
9	Screw – 1/4”-20 x 3/4” – Hex Hd. Steel	Special Order	083784-000
10	Lockwasher – 1/4” Steel	146226	088721-000
11	Cover – Thermostat	Special Order	400010-701
12	Thermostat (Bellows)	145833	086646-000
13	Gasket – O-Ring – Thermostat Cover	146377	100139-005
14	Thermometer Well Complete	Special Order	1001906
15	Cover – Thermometer Well	Special Order	600443-001
16	Screw – 1/4”-20 x 2 1/2” – Fil Hd. Steel	144730	008302-107
17	Lockwasher – 1/4” Steel – Small	146226	088721-000
18	Adapter Unit Complete	Special Order	088602-705
19	Driving Arm w/Setscrew	145464	082976-001
21	Gear Train Complete – 3.75 Reduction U.S. Gal	145557	083502-000
22	Stuffing Box Nut w/Bushing	145558	083536-000
23	Seal – U-Cup Shaft	146344	100025-002
24	Expander Seal	145560	083539-000
25	Spring – Stuffing Box	145562	083540-000
26	Gasket – O-Ring – Gear Train	146380	100138-003
27	Nut Clamp	144204	000034-000
29	Main Case Cover w/Locking Pin	Special Order	400081-002
30	Spacer	Special Order	1002043
31	Screw – 1/4”-20 x 1 1/8” Socket Hex Hd. Steel	Special Order	1002044

Reference: P-250 Rev. G

Temperature Compensator Adapter Unit Complete

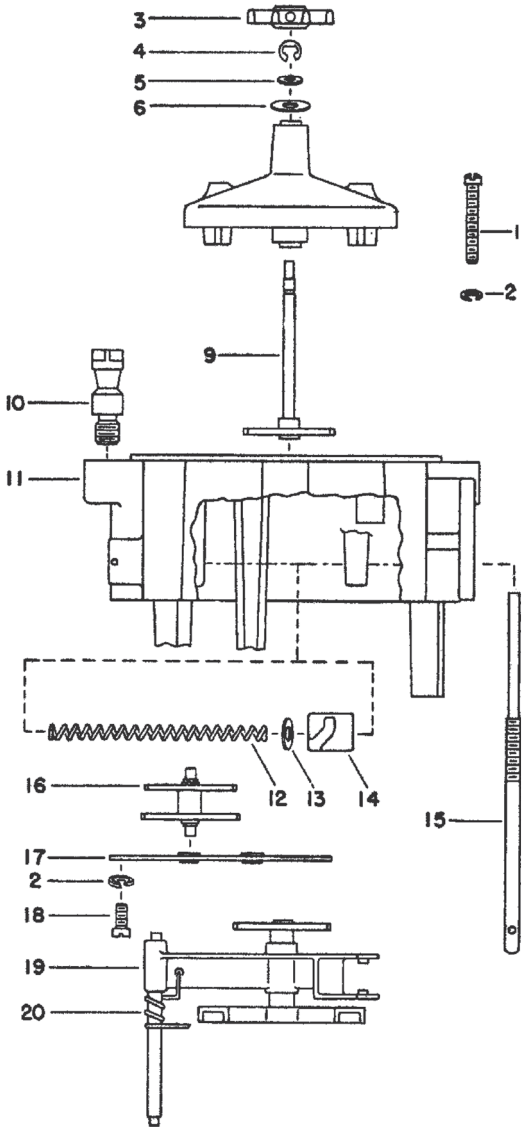

Part No. 86602-705 (145822)

Ref.	Description	Item Number	Part Number
1	Screw – 10-32 x 1 1/4” – Fil Hd. Steel	146306	089073-000
2	Lockwasher – No. 10 Steel	144795	041211-000
	Register Drive Bracket Complete	Special Order	084890-004
3	Star Connection w/Setscrew	145464	082976-001
	Setscrew – 8-32 x 3/16” Hollow Hd.	Special Order	008538-027
4	Ring – Retaining (Truarc – Type E)	146128	088462-000
5	Washer – Drive Shaft	144752	008571-014
6	Slim – Drive Shaft	145019	046652-001
9	Gear Complete – Intermediate (41-Tooth)	145820	086554-001
10	Stud – Register Mounting	145662	084435-000
11	Adapter w/Plug & Bushing	Special Order	084921-003
12	Spring – Push Rod	Special Order	084888-000
13	Washer – Spring Retaining	Special Order	088286-003
14	Swivel Block Assembled	Special Order	086612-000
15	Push Rod	Special Order	086611-001
16	Gears & Shaft Assembly (41 & 35 Teeth)	145705	084907-001
17	Plate & Bushing Assembly – Idler Gear – Retaining	145827	086609-000
18	Screw – 10-32 x 3/8” – Fil Hd. Steel	146155	088524-000
19	Arm Complete – Offset Spider (w/31-Tooth Gear)	145712	084910-003
20	Spring – Offset Spider Gear	Special Order	086645-000
21	Screw – 10-32 x 5/8” – Fil Hd. Steel	144794	041221-002
22	Arm Assembly – No. 1 – 2 Reg.	146608	100922-001
	Arm Assembly – No. 2 – 2 Reg.	146609	100922-002
23	Spring – Ratchet Pawl (Not Shown)	145741	086063-000
24	Ratchet & Shaft Assembly	Special Order	100914-002
25	Drive Bracket Assembled (w/Bushings)	145717	084914-000
26	Rollpin – 1/16” Dia. x 3/8” – Steel	146440	100370-003
27	Drive Fork	145655	084192-006
	Kit – Replacement – Metal w/Plastic	Special Order	101732-001
	Conversion Kit – Metal to Plastic	Special Order	101732-001

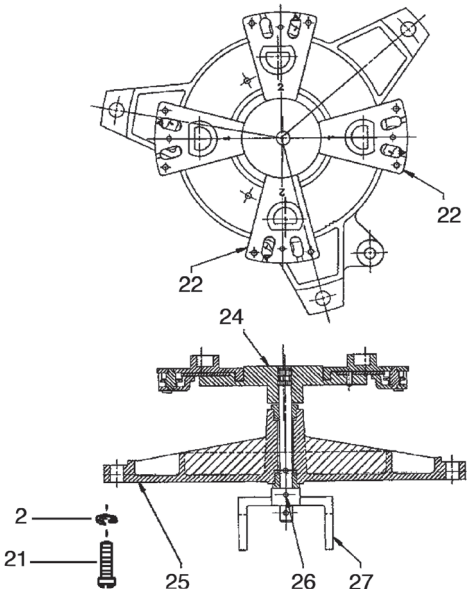

Drive Bracket Assy.
Complete w/Ratchet & Arms.
Part No. 84913-002 (145711)

Reference: P-250 Rev. G

“Soft Seat” Inlet Check Valve

Type 4D-MT

Part Number: 084813-702 (145685)

Ref.	Description	Item Number	Part Number
1	Spring	145554	083492-000
2	Inlet Flange	Special Order	084814-003
3	Strap – Inlet Check	145687	084816-001
4	Ring – Retaining	145688	084817-000
5	Ring – Retaining – Truarc	145783	086071-000
6	Lockwasher	144791	041117-000
7	O-Ring	146406	100139-032
8	Holder – Disk	146453	100374-002
9	Shaft – Inlet Check	146567	100896-001
10	Retainer – Disk	146454	100898-001
11	Bearing	146569	100899-001

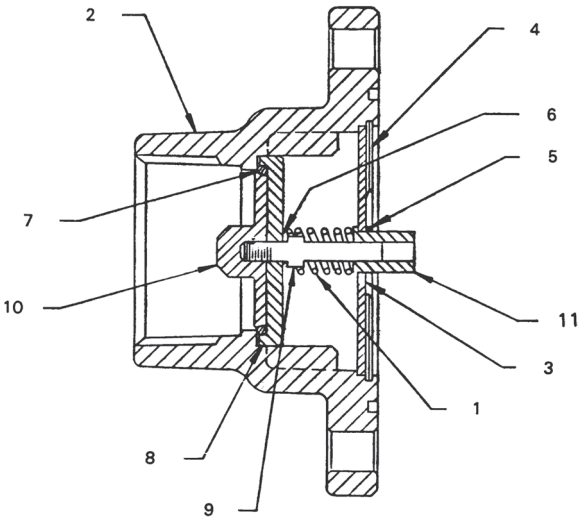

Differential Valve — Type 4D-MT

Part Number: 400070-701 w/2” Companion Flange
400070-702 w/1 1/2” Companion Flange

Ref.	Description	Item Number	Part Number
1	Cover	Special Order	400000-001
2	Spring – Valve	145588	083775-000
	Diaphragm Complete	Special Order	1001569
3	Screw – Diaphragm	145585	083774-002
4	Lockwasher – 7/16” Steel	Special Order	041012-002
5	Retainer – Spring	Special Order	083773-000
6	Retainer – Diaphragm	145587	083772-002
7	Diaphragm	146361	1000624
8	Gasket – O-Ring	146378	100139-001
9	Valve – Stem Assembled	145616	083927-002
10	Screw – 3/8”-16 x 1” – Hex Hd. Steel	Special Order	100067-051
	Screw – 3/8”-16 x 1” – Hex Hd. Steel w/Seal Hole	Special Order	100068-050
10A	Lockwasher – 3/8” Steel (Not Shown)	Special Order	045828-001
11	Body	Special Order	400013-703
	(Stud)	Special Order	001931-000
12	Gasket – O-Ring 1/8” x 3 3/4”	146391	100139-018
13	Fitting – Straight – 3/8” Flared Tube (Male Half)	Special Order	084826-000
14	Fitting – Elbow – 3/8” Flared Tube (Male Half)	Special Order	084825-001
15	Tube – Connecting – w/Nuts	Special Order	084823-000
	Tube – Connecting – w/Nuts (Angle Type)	Special Order	084821-000
16	Bushing	Special Order	008343-001
17	Flange – 2” NPT	Special Order	086814-001
	Flange – 1 1/2” NPT	Special Order	086814-002
18	Lockwasher	Special Order	041012-002
19	Screw	Special Order	100071-101
20	Ventline Check Valve (Not Shown)	145694	084828-000
21	Nut 5/8”-11	Special Order	041224-000
22	Lockwasher	Special Order	041395-000
23	Gasket – O-Ring	146387	100139-013

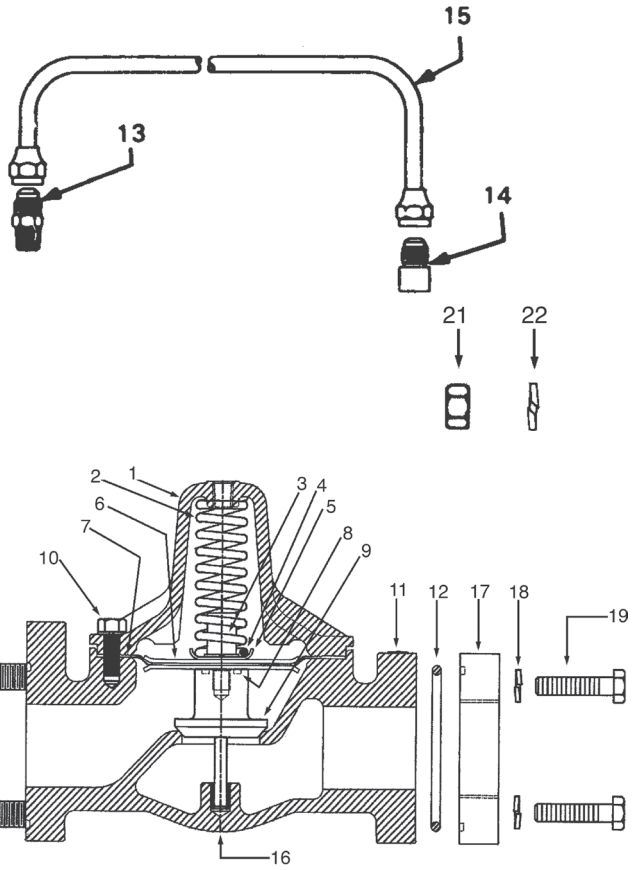

Algas Direct Fired Vaporizers

Algas Direct Fired LPG Vaporizers									
Item Number	Part Number	Propane Vaporization Capacity		Connections		Shipping Dimensions			Shipping Weight Lbs.
		Gallons/hr *	Million BTU/hr	Liquid Inlet	Vapor Outlet	Length	Height	Width	
710005	40/40H	40	3.6	3/4" FNPT	1" FNPT	21"	42"	22"	170
710020	80/40H	80	7.2			21"	42"	35"	250
710025	120/60H	120	10.9			21"	52"	35"	275
710043	160H	160	14.6			36"	68"	36"	450
710044	320H	320	29.1	2" FNPT	2" FNPT	43"	72"	48"	1,050
710045	480H	480	43.7			43"	72"	68"	1,490
710046	640H	640	58.2			86"	72"	39"	1,910
710047	800H	800	72.8			43"	76"	108"	2,360

** Vaporizer capacity shown as nominal. Actual capacity is affected by LPG composition and pressure.*

General Flow Diagram

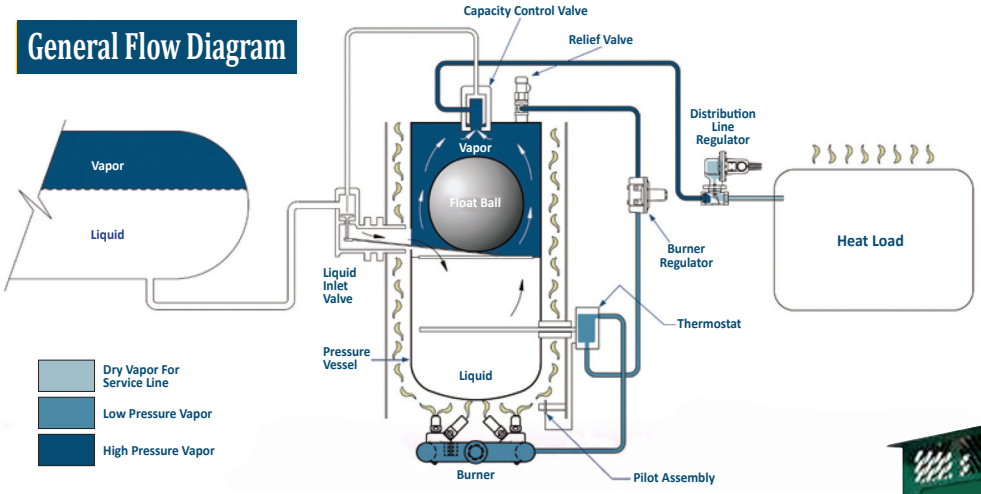



120/60H



40/40H | 80/40H | 160H - 800H

Direct Fired Vaporizer Parts - Models 40/40H		
Item Number	**Part Number**	**Part Description**
707880	1502-5012	Baffle Plate
707856	1502-4011	Base Assembly – Post 10/02 ***Note: If replaced on unit manufactured between 10/02 & 10/13 burner must be replaced (p/n: 1502-4020; #69 orifices).***
Use 1502-4020	1502-4006	Burner Manifold
707870	1502-4020	Burner Manifold – Post 10/02 with #69 burner jet orifices
707744	34323-10	Burner Tip Kit #69 Orifices – Post 10/02 ***Note: If replaced on a unit manufactured between 10/02 & 10/13 (w/#66 orifices) all burner tips must be replaced (10 tips per burner).***
708117	1508-4001	Capacity Control Valve – 1" Outlet – Post 06/06
707822	41016	Case Assembly with Door – New burner (Post 10/02)
Special Order	1502-4014	Door Assembly without Latch
707782	37110	Door Latch – Black Paddle Style
707804	40403	Drip Leg Kit
710080	41051	Economy Valve Option – 1" FNPT Inlet & 1" FNPT Outlet
708076	1502-5060	Flue – New burner (Post 10/02)
708104	34996	Heat Exchanger Support Spacer
Special Order	64017	Heat Transfer Grease for Thermowell – 1 oz. Tube
708100	40455	Liquid Inlet Valve
707502	40539	Liquid Inlet Valve Orifice Kit – Includes O-Ring
707848	40631	Master Rebuild Kit with #69 burner jet orifices (Includes 3-0034, 34323-10, & 34800) ***Note: If used on a unit manufactured between 10/02 & 10/13 (w/#66 orifices) all burner tips must be replaced (10 tips per burner).***
707675	40774	Pilot Assembly with Thermocouple
Special Order	1502-5010	Pilot Flame Guide
708132	40775	Pilot Orifice (Post 2002) – Was 46-6
708114	1508-5005	Piston – Capacity Control Valve 1" outlet
708152	34800	Regulator – Burner Supply
707614	37140	Re-Igniter Electrode 9 VDC – Detachable Wire with Spade Connector
707483	40673	Re-Igniter Kit 110/115 VAC Field Install
707816	41011	Re-Igniter Kit 9 VDC Field Install – Old Style
707618	37503	Re-Igniter Module 9 VDC – Igniter Module Only
707619	37507	Re-Igniter Switch 9 VDC – Pushbutton – Old Style
707626	37505	Re-Igniter Switch Boot Cover 9 VDC – Old Style
Special Order	34876	Relief Valve – 3/4" NPT UL/CE/ASME w/Cap 250 psig
707755	34877	Relief Valve Pipeaway Adapter
707670	40764	Repair Kit – Liq Inlet/Capacity Control Vlv Kit (3-0016 & 3-0017)
707034	3-0034	Repair Kit – New Burner Post 10/02 (Includes 40764, 41073, & 40774)
707014	40767	Repair Kit – Pilot Orifice and Thermocouple (Includes 37050 & 46-6) – Was 3-0014
707433	30655	Strainer – 3/4" 600 WOG
707688	40776	Strainer Kit – 3/4" 600 WOG & Magnetic Plug

Algas Vaporizer Parts List - 40/40H

Direct Fired Vaporizer Parts - Models 40/40H		
Item Number	**Part Number**	**Part Description**
Special Order	55008	Switch – Rocker for 9 VDC Igniter in Thermostat Package
707458	37050	Thermocouple
707453	41073	Thermostat/Thermowell w/9 VDC Igniter
Special Order	40644	Thermostat/Thermowell without 9 VDC Igniter
707524	40542	Tube – Burner Regulator Supply Kit
707840	42012	Tube – Burner Supply Kit
707154	42013	Tube – Capacity Control Kit
707842	42014	Tube – Pilot Supply Kit
707499	42015	Tubing Replacement Kit (Includes 40403, 40542, 42012, 42013, & 42014)
710082	36923	Valve & Strainer Kit (Includes 40776, Inlet Shut-Off, Hydrostatic Relief, Outlet Shut-Off & Gauge)
707530	40994	Vent Cap Kit with Screws

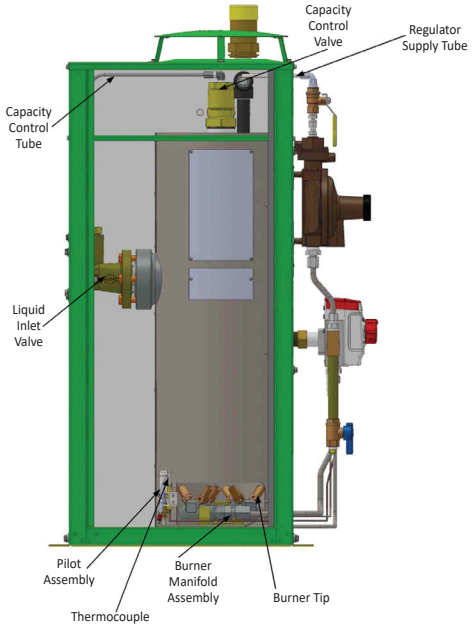

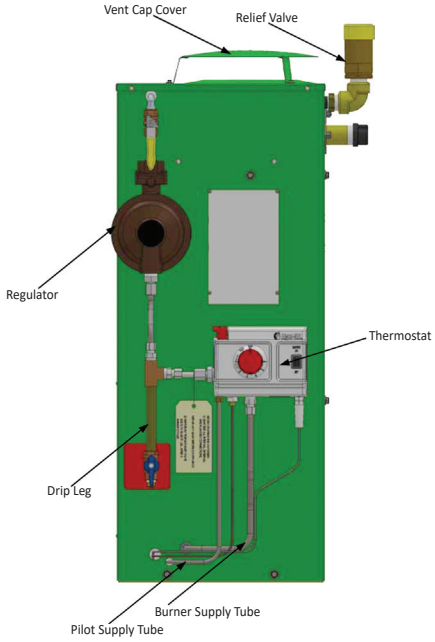

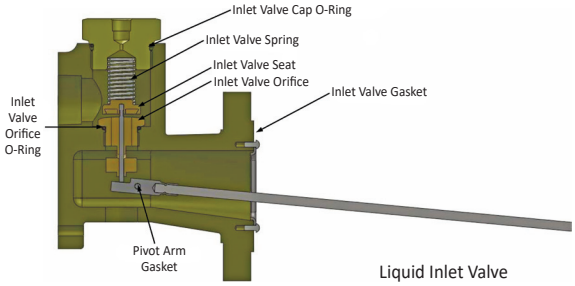

Liquid Inlet Valve

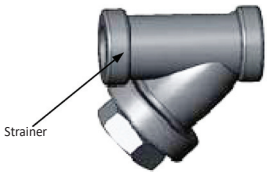

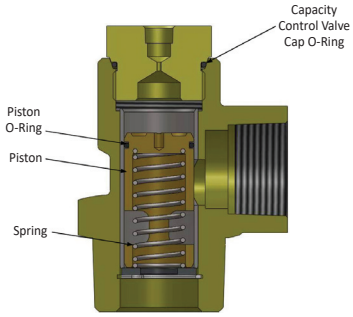

Capacity Control Valve

Direct Fired Vaporizer Parts - Models 80/40H

Item Number	Part Number	Part Description
708031	1501-5084	Baffle Plate
707912	1501-4031	Base Assembly – Post 10/02 ***Note: If replaced on unit manufactured between 10/02 & 10/13 both burners must be replaced (p/n's: 1501-4020 and 1501-4021; #69 orifices).***
Use 1501-4020	1504-4004	Burner Manifold Left
707998	1501-4020	Burner Manifold Left – Post 10/02 with #69 burner jet orifices. ***Note: If replaced on a unit manufactured between 10/02 & 10/13 (w/#66 orifices) both burners must be replaced (use p/n's: 1501-4020 & 1501-4021 w/#69 orifices).***
Use 1501-4021	1504-4005	Burner Manifold Right
708000	1501-4021	Burner Manifold Right – Post 10/02 with #69 burner jet orifices. ***Note: If replaced on a unit manufactured between 10/02 & 10/13 (w/#66 orifices) both burners must be replaced (use p/n's: 1501-4020 & 1501-4021 w/#69 orifices).***
707744	34323-10	Burner Tip Kit #69 Orifices – Post 10/02 ***Note: If replaced on a unit manufactured between 10/02 & 10/13 (w/#66 orifices) all burner tips must be replaced (10 tips per burner).***
708117	1508-4001	Capacity Control Valve – 1" Outlet – Post 06/06
707832	41017	Case Assembly with Door – New burner (Post 10/02)
707936	1504-4003	Door Assembly w/Black Paddle Latch – Pre 2009
Special Order	1504-4013	Door Assembly without Latch
707782	37110	Door Latch – Black Paddle Style
707804	40403	Drip Leg Kit
710080	41051	Economy Valve Option – 1" FNPT Inlet & 1" FNPT Outlet
708091	1504-5055	Flue Left Side – New burner (Post 10/02)
708012	1504-5009	Flue Right Side – New burner (Post 10/02)
708104	34996	Heat Exchanger Support Spacer
Special Order	64017	Heat Transfer Grease for Thermowell – 1 oz. Tube
708100	40455	Liquid Inlet Valve
707502	40539	Liquid Inlet Valve Orifice Kit – Includes O-Ring
707850	40633	Master Rebuild Kit with #69 burner jet orifices (Includes 3-0035, 34323-10, & 34800) ***Note: If used on a unit manufactured between 10/02 & 10/13 (w/#66 orifices) all burner tips must be replaced (10 tips per burner).***
707678	40768	Pilot Assembly with Thermocouple (Burners w/10 Tips)
708030	1501-5086	Pilot Flame Guide
707680	37510	Pilot Orifice
708114	1508-5005	Piston – Capacity Control Valve 1" outlet
708152	34800	Regulator – Burner Supply
707614	37140	Re-Igniter Electrode 9 VDC – Detachable Wire with Spade Connector
707483	40673	Re-Igniter Kit 110/115 VAC Field Install
707816	41011	Re-Igniter Kit 9 VDC Field Install – Old Style
707618	37503	Re-Igniter Module 9 VDC – Igniter Module Only
707619	37507	Re-Igniter Switch 9 VDC – Pushbutton – Old Style
707626	37505	Re-Igniter Switch Boot Cover 9 VDC – Old Style
Special Order	34876	Relief Valve – 3/4" NPT UL/CE/ASME w/Cap 250 psig
707755	34877	Relief Valve Pipeaway Adapter
707670	40764	Repair Kit – Liq Inlet/Capacity Control Vlv Kit (3-0016 & 3-0017)

Algas Vaporizer Parts List - 80/40H

Direct Fired Vaporizer Parts - Models 80/40H		
Item Number	**Part Number**	**Part Description**
707035	3-0035	Repair Kit – New Burner Post 10/02 (Includes 40764, 40768, & 41073)
707013	40766	Repair Kit – Pilot Orifice and Thermocouple (Includes 37050 & 37510) – Was 3-0013
707433	30655	Strainer – 3/4” 600 WOG
707688	40776	Strainer Kit – 3/4” 600 WOG & Magnetic Plug
Special Order	55008	Switch – Rocker for 9 VDC Igniter in Thermostat Package
707458	37050	Thermocouple
707453	41073	Thermostat/Thermowell w/9 VDC Igniter
Special Order	40644	Thermostat/Thermowell without 9 VDC Igniter
707164	3-0783	Tube – Burner Manifold Connector Kit
707524	40542	Tube – Burner Regulator Supply Kit
707840	42012	Tube – Burner Supply Kit
707154	42013	Tube – Capacity Control Kit
707161	3-0792	Tube – Heat Exchanger Connector
707842	42014	Tube – Pilot Supply Kit
707499	42015	Tubing Replacement Kit (Includes 40403, 40542, 42012, 42013, & 42014)
710082	36923	Valve & Strainer Kit (Includes 40776, Inlet Shut-Off, Hydrostatic Relief, Outlet Shut-Off & Gauge)
707515	40995	Vent Cap Kit with Screws

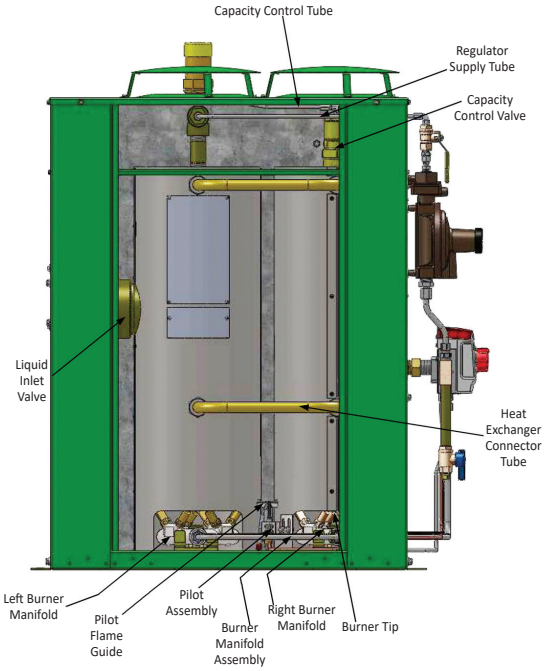

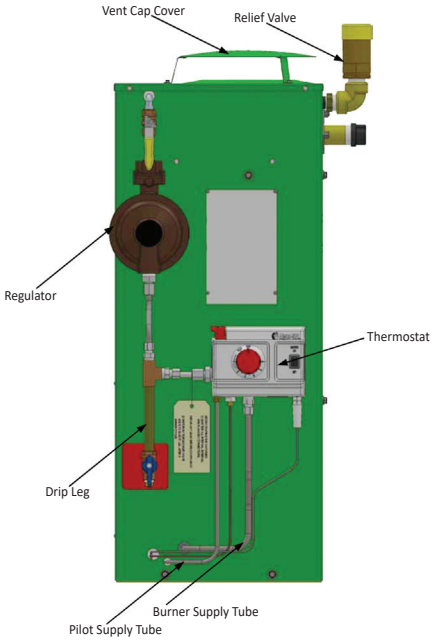

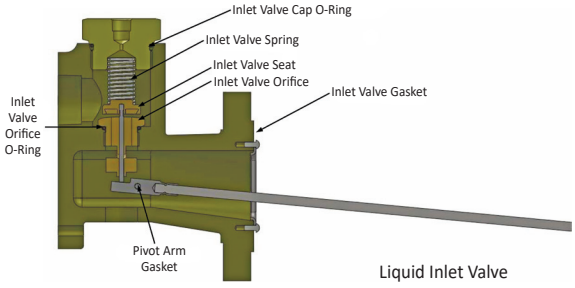

Liquid Inlet Valve

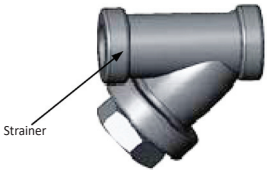

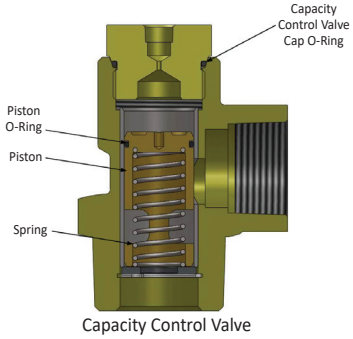

Capacity Control Valve

Direct Fired Vaporizer Parts - Models 120/60H		
Item Number	**Part Number**	**Part Description**
708031	1501-5084	Baffle Plate
707912	1501-4031	Base Assembly – Post 10/02 ***Note: If replaced on unit manufactured between 10/02 & 10/13 both burners must be replaced (p/n's: 1501-4020 and 1501-4021; #69 orifices).***
Use 1501-4020	1504-4004	Burner Manifold Left
707998	1501-4020	Burner Manifold Left – Post 10/02 with #69 burner jet orifices. ***Note: If replaced on a unit manufactured between 10/02 & 10/13 (w/#66 orifices) both burners must be replaced (use p/n's: 1501-4020 & 1501-4021 w/#69 orifices).***
Use 1501-4021	1504-4005	Burner Manifold Right
708000	1501-4021	Burner Manifold Right – Post 10/02 with #69 burner jet orifices. ***Note: If replaced on a unit manufactured between 10/02 & 10/13 (w/#66 orifices) both burners must be replaced (use p/n's: 1501-4020 & 1501-4021 w/#69 orifices).***
707744	34323-10	Burner Tip Kit #69 Orifices – Post 10/02 ***Note: If replaced on a unit manufactured between 10/02 & 10/13 (w/#66 orifices) all burner tips must be replaced (10 tips per burner).***
708117	1508-4001	Capacity Control Valve – 1" Outlet – Post 06/06
707846	41044	Case Assembly with Door
708099	1506-4011	Door Assembly without Latch
707782	37110	Door Latch – Black Paddle Style
707804	40403	Drip Leg Kit
710080	41051	Economy Valve Option – 1" FNPT Inlet & 1" FNPT Outlet
707768	1506-5005	Flue Left Side
707731	1506-5004	Flue Right Side
708104	34996	Heat Exchanger Support Spacer
Special Order	64017	Heat Transfer Grease for Thermowell – 1 oz. Tube
708100	40455	Liquid Inlet Valve
707502	40539	Liquid Inlet Valve Orifice Kit – Includes O-Ring
707666	40634	Master Rebuild Kit with #69 burner jet orifices (Includes 41040, 34323-10, & 34800) ***Note: If used on a unit manufactured between 10/02 & 10/13 (w/#66 orifices) all burner tips must be replaced (10 tips per burner).***
707678	40768	Pilot Assembly with Thermocouple (Burners w/10 Tips)
708030	1501-5086	Pilot Flame Guide
707680	37510	Pilot Orifice
708114	1508-5005	Piston – Capacity Control Valve 1" outlet
708152	34800	Regulator – Burner Supply
707614	37140	Re-Igniter Electrode 9 VDC – Detachable Wire with Spade Connector
707483	40673	Re-Igniter Kit 110/115 VAC Field Install
707816	41011	Re-Igniter Kit 9 VDC Field Install – Old Style
707618	37503	Re-Igniter Module 9 VDC – Igniter Module Only
707619	37507	Re-Igniter Switch 9 VDC – Pushbutton – Old Style
707626	37505	Re-Igniter Switch Boot Cover 9 VDC – Old Style
Special Order	34876	Relief Valve – 3/4" NPT UL/CE/ASME w/Cap 250 psig
707755	34877	Relief Valve Pipeaway Adapter
707670	40764	Repair Kit – Liq Inlet/Capacity Control Vlv Kit (3-0016 & 3-0017)
Special Order	41040	Repair Kit – (Includes 40764, 40768, & 41073)

Algas Vaporizer Parts List - 120/60H

Direct Fired Vaporizer Parts - Models 120/60H		
Item Number	**Part Number**	**Part Description**
707538	41041	Repair Kit – Pilot Orifice and Thermocouple (Includes 37050 & 37510)
707433	30655	Strainer – 3/4” 600 WOG
707688	40776	Strainer Kit – 3/4” 600 WOG & Magnetic Plug
Special Order	55008	Switch – Rocker for 9 VDC Igniter in Thermostat Package
707458	37050	Thermocouple
707453	41073	Thermostat/Thermowell w/9 VDC Igniter
Special Order	40644	Thermostat/Thermowell without 9 VDC Igniter
707164	3-0783	Tube – Burner Manifold Connector Kit
707524	40542	Tube – Burner Regulator Supply Kit
707840	42012	Tube – Burner Supply Kit
707154	42013	Tube – Capacity Control Kit
707161	3-0792	Tube – Heat Exchanger Connector
707842	42014	Tube – Pilot Supply Kit
707499	42015	Tubing Replacement Kit (Includes 40403, 40542, 42012, 42013, & 42014)
710082	36923	Valve & Strainer Kit (Includes 40776, Inlet Shut-Off, Hydrostatic Relief, Outlet Shut-Off & Gauge)
707515	40995	Vent Cap Kit with Screws

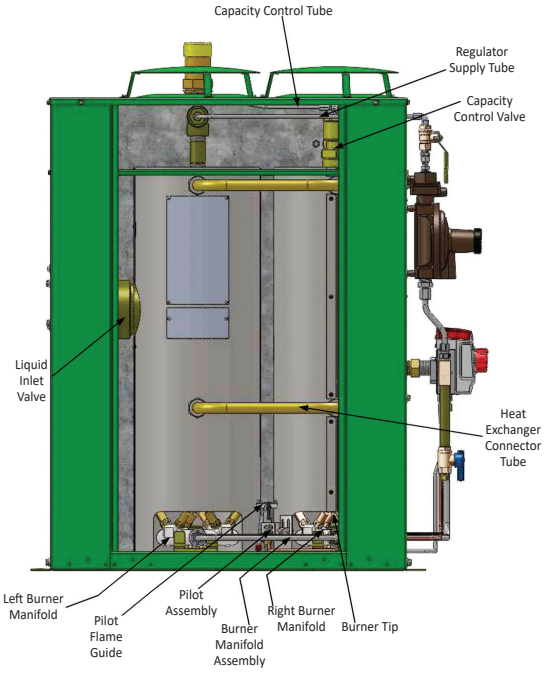

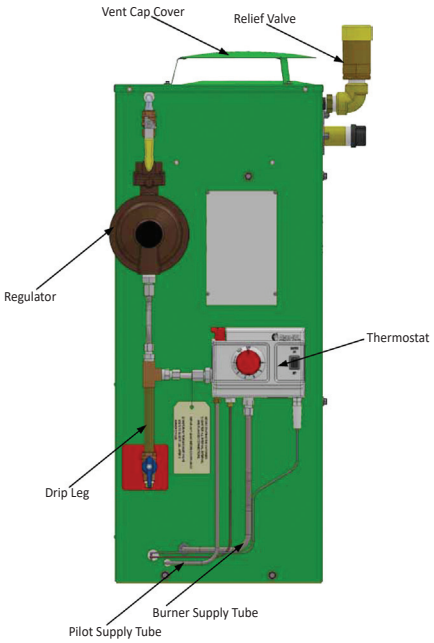

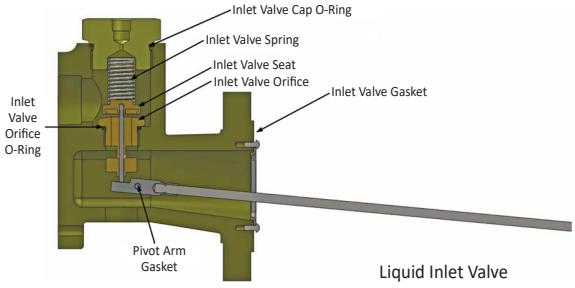

Liquid Inlet Valve

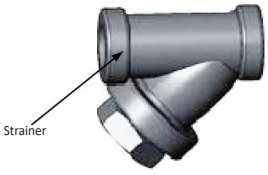

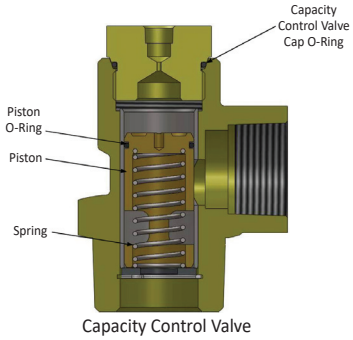

Capacity Control Valve

Direct Fired Vaporizer Parts List - Models 160H - 800H		
Item Number	**Part Number**	**Part Description**
707542	41091	Burner Assembly 160H – (For Use with Burners with 32 Burner Jets)
Special Order	37064	Burner Assembly 160H – (For Use with Burners with 20 Burner Jets)
Special Order	41092	Burner Tip Kit – Package of 32 – (For Use with Burners with 32 Burner Jets)
708117	1508-4001	Capacity Control Valve – 1" Outlet – (All Models Post 06/06)
Special Order	40960	Door – Burner Access Door with Latches
Special Order	40450	Drip Leg Kit – 160H
710080	41051	Economy Valve Option – 1" FNPT Inlet & 1" FNPT Outlet (160H Only)
Special Order	33898	Heat Exchanger Support Spacer – (160H - 800H)
Special Order	64017	Heat Transfer Grease for Thermowell – 1 oz. Tube
Use 40455	1504-4001	Liquid Inlet Valve – (All Models)
708100	40455	Liquid Inlet Valve with Gasket
707544	40449	Pilot Assembly Kit 160H – (Includes Re-ignitor & Detachable Wire; For Use with Burners with 32 Burner Jets)
707640	40405	Pilot Assembly Kit 160H – (For Use with Burners with 32 Burner Jets)
Special Order	34812	Pilot Orifice – (For Use with Burners with 32 Burner Jets)
708152	34800	Regulator – Burner Supply (All Models)
707618	37503	Re-igniter Module 9 VDC – Ignitor Module Only
707483	40673	Re-ignitor Kit – 110/115 VAC – (Field Install 160H-800H)
Special Order	34876	Relief Valve – 3/4" NPT UL/CE/ASME w/Cap 250 psig (RegO)
707755	34877	Relief Valve Pipeaway Adapter
707535	40480	Repair Kit – Master for 160H – (For Use with Burners with 32 Burner Jets)
707540	40415	Repair Kit – 160H Pilot Orifice & TC – (For Use with Burners with 20 Burner Jets)
707670	40764	Repair Kit – Liq Inlet/Capacity Control Vlv Kit (3-0016 & 3-0017)
Special Order	55008	Switch – Rocker for 9 VDC Ignitor in Thermostat Package
707555	40772	Thermocouple 160H - 800H – Universal 48" (Burners with 32 Jets)
Special Order	THE0001-00-3	Thermocouple 160H – (For Use with Burners with 32 Burner Jets)
707556	37058	Thermocouple 160H – (For Use with Burners with 20 Burner Jets)
707455	41082	Thermostat/Thermowell w/9VDC Ignitor 160H - 800H
707526	40408	Tube – Burner Regulator Supply Kit 160H
Special Order	40475	Tube – Burner Supply Kit 160H
Special Order	40467	Tube – Capacity Control Kit 160H
707485	40469	Tube – Pilot Supply Kit 160H
Special Order	40468	Tube – Thermostat Supply Kit 160H
Special Order	40466	Tubing Replacement Kit 160H
710082	36923	Valve & Strainer Kit 160H – (Includes 40776, Inlet Shut-Off, Hydrostatic Relief, Outlet Shut-Off & Gauge)

Algas Vaporizer Parts Diagram 160H - 800H

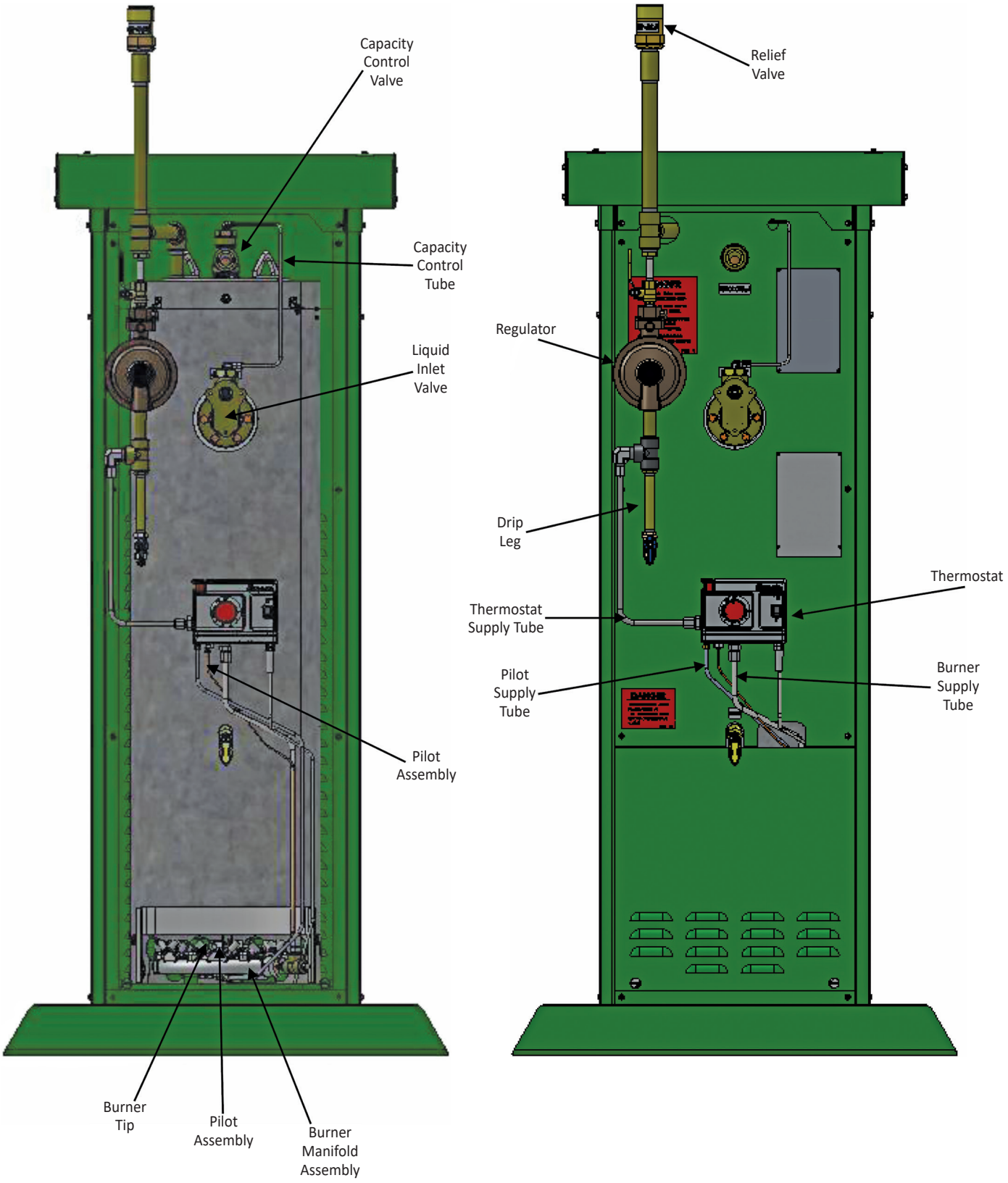

Zimmer™ Vaporizer & Accessories

Zimmer™ Electric LPG Vaporizer									
Item Number	Part Number	Propane Vaporization Capacity *		Connections		Shipping Dimensions			Shipping Weight
		Gallons/ hr	Million BTU/hr	Liquid Inlet	Vapor Outlet	Length	Height	Width	
710054	Z40P-V1-R3	20	1.8	1/2" FNPT	1/2" FNPT	26.9"	9.5"	8.3"	70 Lbs.
710048	Z100P-V1-R4	50	4.5	3/4" FNPT	3/4" FNPT	67.4"	9.5"	8.3"	165 Lbs.
710050	Z150P-V1-R4	75	6.8						175 Lbs.

** Capacity rating may vary with ambient conditions.*
Electrical – 100 - 277 Volts Freq: 50 - 60 HZ



Z40P-V1-R3



Z40P-V1-R3
Shown with Optional Tank Mounting Kit & Tank Piping Kit. Tank Not Included.

Zimmer™ Z40 Accessories		
Item Number	Part Number	Description
710058	80885	Wall Mount Kit
710060	80892	Wall Piping Kit & Strainer
710064	80887	Tank Mount Kit
710066	80888 *	Tank Piping Kit
710059	80770	Drain Valve Kit
710062	80890	Regulator & Gauge Kit
710061	82288	Vapor Filter

** Includes 80890.*

Zimmer™ Z100 & Z150 Accessories		
Item Number	Part Number	Description
710068	81633	Wall Mount Kit
710069	81634	Strainer & Piping Kit
710067	80771	Floor Mount Kit
710059	80770	Drain Valve Kit
710057	81635	Regulator & Gauge Kit
710055	54294	4-Pole 40 AMP 3PH Circuit Breaker

Algas Torrexx™ Electric LPG Vaporizer								
Item Number	Part Number	Gallons/hr (nominal)	Million BTU/hr	Shipping Dimensions			Shipping Weight	Dimension A
				Depth	Width	Height		
710070	TX25	12.5	1.1	19”	19”	54”	130 Lbs.	41”
710071	TX50	25	2.2	19”	19”	54”		
710072	TX100	50	4.5	19”	19”	54”	135 Lbs.	
710073	TX160	80	7.2	19”	19”	54”	145 Lbs.	47”
710074	TX240	120	10.9	31”	26”	66”	270 Lbs.	52”
710075	TX320	160	14.5	31”	26”	66”	280 Lbs.	59”

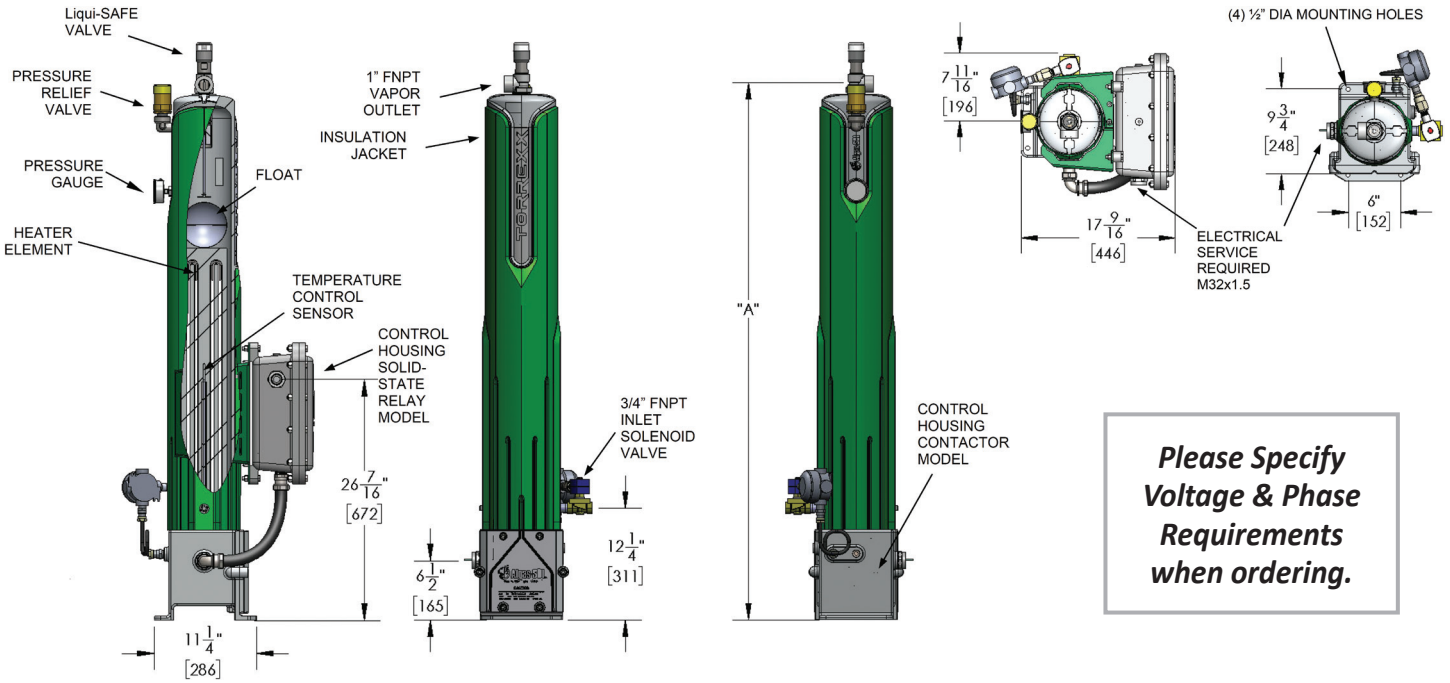

Please Specify Voltage & Phase Requirements when ordering.

Second Sun™ Tank Heater									
Item Number	Part Number	Heat Input	Added Vaporization to Tank *	Mounts To		Shipping Dimensions			Shipping Weight
				US Gal. Tanks	Tank Diameters	Depth	Width	Height	
710095	SS10P-IEC-V1	10,000 BTU/h	0.5MMBTU/h	500 - 3,900	37” - 41”	32”	23”	20”	70 Lbs.
710090	SS30P-IEC-V1	30,000 BTU/h	2.2MMBTU/h	1,000 - 12,000	41” - 84”	76”	26”	19”	175 Lbs.

** Second Sun adds vaporization capability to the ambient vaporization capability of the tank itself.*
***Total Vaporization** becomes the sum of the "natural" + "added" vaporization.*



Second Sun

Tank Not Included.

AS Direct Fired Vaporizer Parts List - Models AS50 - AS480			
Item Number	**Part Number**	**Part Description**	**Fits**
707627	AEDFOPT-7	Auto Ignitor 9VDC – reignites extinguished pilot light caused by site conditions. Sparking stops when the pilot is lit. Field installation or replacement kit.	AS50, AS80, & AS120
Special Order	AEDFOPT-8		AS160 & AS240
Special Order	AEDFOPT-9		AS360
Special Order	AEDFOPT-10		AS480
Special Order	AEDFOPT-3	Auto Ignitor 9VDC – reignites extinguished pilot light caused by site conditions. Sparking stops when the pilot is lit. Field installation or replacement kit.	AS50, AS80, & AS120
Special Order	AEDFOPT-4		AS160 & AS240
Special Order	AEDFOPT-5		AS360
Special Order	AEDFOPT-6		AS480
Special Order	BUR0001-00-3	Burner – Propane – #69 Jets Includes Pilot Burner, Thermocouple, & Spark Ignitor	AS-80 - AS-480
Special Order	BUR0005-00-3	Burner – #76 Jets	AS-50 All Versions
Special Order	BUR0006-00-5	Burner Assembly – Propane – #76 Jets Includes Pilot Burner, Thermocouple, & Spark Ignitor	AS-50 All Versions
708450	BUR0015-00-5	Burner Assembly – Propane – #69 Jets Includes Pilot Burner, Thermocouple, & Spark Ignitor	AS-80 - AS-480
Special Order	BUR0018-00-3	Burner – Export LPG Mixes – #70 Jets	AS-80 - AS-480
Special Order	BUR0019-00-5	Burner – Export LPG Mixes – #70 Jets Includes Pilot, Thermocouple, & Piezo Spark Ignitor	AS-80 - AS-480
Special Order	IGN0003-00-3	Piezo Spark Ignitor	-----
Special Order	IGN0004-00-3	Re-Ignitor – AC 110 Volt Version – Ignitor Box Only	-----
707618	37503	Re-Ignitor – DC 9 Volt Version – Ignitor Box Only	-----
707619	37507	Re-Ignitor – Switch 9 VDC	-----
707626	37505	Re-Ignitor – Switch Boot Cover – 9 VDC	-----
Special Order	LIQ0001-02-5	Liquid Inlet Valve – Complete – Includes O-Ring	-----
707669	LIQ0005-00-5	Seat Seal for Liquid Inlet Valve	-----
Special Order	LIQ0008-02-2	Replacement Bush Rod for Liquid Inlet Valve (Required for Upgrade of Liquid Inlet Valve to Latest Design)	-----
Special Order	ORI0002-00-3	Viton® O-Ring for Liquid Inlet Valve	S/N 3884 & Higher
708451	PIL0005-00-5	Pilot Assembly – Complete w/Thermocouple & Spark Ignitor	-----
Special Order	THE0001-00-3	Thermocouple for Pilot Burner	-----
707456	40423	Thermostat / Thermowell Field Retrofit Kit *	All Models

** Note: One 40423 kit required for each heat exchanger. Older vaporizer doors may not accommodate the depth of this thermostat. Thermostat kits will fit with high air flow doors that protrude approx. 3" from the front of the vaporizer cabinet. If the door only protrudes 1", the door must be replaced.*

When Ordering Parts:
Be Sure to Specify Complete Model Number & Serial Number.

Section H Index

• Allegheny	255
• Apollo Ball Valves	237
• Back Check Valves	283-285
• Bottle Filling Valves	234
• Bulkheads	293
• Container Thermometers	279
• EMT Tubing & Fitting	275
• Excess Flow Valves	280-283
• Filler Couplings	235
• Fisher	
• ESV Accessories	271
• ESV Valves	270-271
• Globe & Angle Valves	240
• Hose End Valve	234
• Internal Relief Valves	274
• Internal Valve Air Actuators	254
• Internal Valve Cable Latches	255
• Internal Valves	244-253
• Large Filler Valves	290
• M570 Parts	235
• Relief Valves & Accessories	274-275
• Fitting Adaptors	258
• Grounding Stud	288
• Hannay Hose Reel Parts	298
• Hannay Parts Lists	299-311
• Hannay Single Hose Reels	297
• Hose End Check Adaptors	235
• In-Line Sight Flow	287
• Jomar Brass Ball Valves	237
• Jomar Stainless Steel Ball Valves	237
• Liquid Level Vent Valves	279
• Loading Arms	292
• Low Emission Hose End Valves	232
• MEC	
• Back Check Fill Valves	290
• Breakaway Couplings	294
• ESV Valves & Accessories	272-273
• Globe & Angle Valves	241-243
• Hose End Valve Holster	233
• Hose Reel	296
• Internal Relief Valves	278
• Internal Valves	259-269
• Internal Valve Actuators	256-257
• Low Emission Hose End Valves	233
• Quad-Port Relief Valve Manifold	276-277
• Turbo-Flo LE™	291
• Versa-Fill™ Bypass Valves	294
• Needle Valves	287
• Parker LP-Gas Bobtail Delivery Hoses	295
• Parking Plugs	288
• Pipeaway Adaptor	275
• Pneumatic Accessories	258
• POL & QCC Adaptors & Filler Couplings	236
• Relief Valve Rain Cap	274, 278
• Squibb Taylor	
• Globe & Angle Valves	238-239
• Hose End Valves	232
• Quick Acting Hose End Valves	232
• RotaSeal Hose Swivel	232
• SS Flex Connectors	288
• Static Strap	288
• Toolbox	289
• Trap-All Filters	258
• TriPin Loading Arm	292
• TriPod Safety Couplers & Accessories	292
• Tubing Push Connectors	258
• Wheel Chocks	289
• Y-Strainers	286

Hose End Valves & RotaSeal Hose Swivels

Low Emission Hose End Valves

Item Number	Part Number	Inlet	Outlet	Valve Release	Repair Kit	
					Item Number	Part Number
110581	L422	3/4” FNPT	Male POL	1.4 cc	119468	422-1300
330136	ME778-6	3/4” FNPT	Female QCC	.04 cc	330153	ME777-VRK
110452	L424AS	3/4” FNPT	1 3/4” F. Acme	.65 cc	119351	363-20
110450	AL343AS	1” FNPT				
110451	AL362AS	1-1/4” FNPT				


L422


ME778-6


AL343A


AL417P



AL345P



AL344P

Quick Acting Hose End Valves

Item Number	Part Number	Inlet	Outlet	Body Type	Repair Kit	
					Item Number	Part Number
110570	AL416P	1/2” FNPT	1/2” FNPT	Globe	119292	417-23
110573	AL417P	3/4” FNPT	3/4” FNPT			
110505	AL344P	1” FNPT	1” FNPT		119361	344-22
110515	AL345P			Angle		
110516	AL361	1-1/4” FNPT	1-1/4” FNPT			

RotaSeal Hose Swivel

Item Number	Part Number	Inlet & Outlet	Repair Kit	
			Item Number	Part Number
112051	AL107	3/4” NPT	112057	109/107 -0022
112056	AL109	1” NPT		
112061	AL111	1 1/4” NPT	112065	111-22
112063	L113 *	1 1/2” NPT	112064	113-22

** 90° Reel Swivel*


AL109


113-1000


109-22

MEC Hose End Valves, Parts & Hose End Swivels

MEC Low Emission Hose End Valves					
Item Number	**Part Number**	**Inlet**	**Outlet**	**Body Type**	**Valve Release**
150610	ME800	1” FNPT	1 3/4” F. Acme	Globe	.50 cc
150601	ME800EXT				

MEC Quick Acting Dispensing Valves				
Item Number	**Part Number**	**Inlet**	**Outlet**	**Body Type**
150758	ME820-4	1/2” FNPT	1/2” FNPT	Globe
150880	ME820-6	3/4” FNPT	3/4” FNPT	
150747	ME820-8	1” FNPT	1” FNPT	
150882	ME810-4	1/2” FNPT	1/2” FNPT	Angle
150884	ME810-6	3/4” FNPT	3/4” FNPT	
150734	ME810-8	1” FNPT	1” FNPT	
150779	ME821-4	1/2” FNPT	1/2” FNPT	Globe
150778	ME821-6	3/4” FNPT	3/4” FNPT	



ME820-6



ME810-6



ME821-6



ME800



ME800EXT

MEC Hose End Swivel Connector			
Item Number	**Part Number**	**Inlet**	**Outlet**
150886	ME850SS-6	3/4” FNPT	3/4” MNPT
150888	ME850SS-6/8		1” MNPT
150748	ME850SS-8	1” FNPT	1” MNPT
150890	ME850SS-8/6		3/4” MNPT
150887	ME850SS-K	Repair Kit	



ME850SS-8

Hose End Valve Parts		
Item Number	**Part Number**	**Part Description**
150705	MEP801	Holster For ME800 Series Valves
150709	MEP801H	Urethane Weather Hood
150611	ME800-LSRK	Lower Seal Repair Kit
150612	ME800-USRK	Upper Seal Repair Kit
404443	ME540	Valve Lock for ME800, ME810, & ME820 Series Valves



ME540

Lock Not Included.
ME800G Not Included.



MEP801



MEP801H

Fisher Hose End Valve			
Item Number	**Part Number**	**Inlet**	**Outlet**
122537	N480	1” FNPT	1 3/4” F. Acme



N480

⚠CAUTION

Other brands of filler hose adaptors should not be used with the Type N480 because they could allow accidental opening of the valve while it is being handled.

MEC Quick Acting Toggle Valves					
Item Number	**Part Number**	**Inlet**	**Outlet**	**Locking Handle**	**Factory Installed Vent Valve**
330125	ME791C	1/2” FNPT	1/4” FNPT	No	No
330131	ME792C			Yes	No
330146	ME792CJ			Yes	Yes
330135	ME791D	1/2” FNPT	1/2” FNPT	No	No
330141	ME792D			Yes	No



ME791C



ME792C



With Vent Valve



ME792K

MEC Quick Acting Toggle Valve Repair Kits			
Item Number	**Part Number**	**Type**	**Fits**
330147	ME791K	Bonnet & Stem Repair Kit	ME791 Series
330132	ME792K	Locking Bonnet & Stem Repair Kit	ME792 Series

Hose End Filler Couplings & Check Adaptors

Filler Couplings

Item Number	Part Number	Female Acme	Inlet Connection	Length
110642	A1130FST	1 3/4”	3/4” MNPT	6 7/8”
110647	A1131FST		1” MNPT	
110650	A1132FST	2 1/4”	1 1/4” MNPT	7 5/8”
110651	A1133FST		1 1/2” MNPT	



A1131FST



A1132FST

Hose End Check Adaptors

Item Number	Part Number	Filler Valve Connection	Hose End Connection	Part Description	Manufacture
122110	M570	1 3/4” Male Acme	1 3/4” Female Acme	Allows The Valve to Swivel While Connected to The Adaptor	Fisher
150591	ME571				MEC
150596	ME571H *				
150575	ME570			Non-Swivel	
150580	ME572			Swivels	
150640	ME572EXT			Adds 7” Extension	
150642	ME572EXTHD			Adds Heavy Duty Handle	
150590	ME574			Swivels & Includes Bleeder	
150617	ME574EXT			Adds 7” Extension	
150619	ME574EXTHD			Adds Heavy Duty Handle	

* 86 GPM LPG @ 30 PSI pressure differential.



M570



ME571



ME572



ME570



ME571H



ME574



ME574EXT



ME572EXTHD

Check Adaptor Parts

Item Number	Part Number	Part Description	Fits
129852	T13098T0012	Gasket (Outer)	M570, ME571, & ME571H
129860	T13103T0012	Washer (Inner)	M570
403002	ME571-2-03	Nose Gasket	ME571 & ME571H



T13098T0012

POL & QCC Adaptors & Filler Couplings

POL & QCC Adaptors & Filler Couplings				
Item Number	**Part Number**	**Inlet Connection**	**Outlet Connection**	**Type**
150261	ME392	Female POL	Female QCC	POL Adaptors
150251	ME394	QCC / Female POL	1 1/4” Female Acme	
150585	ME568	Female POL	1 3/4” Female Acme	
150261	ME392	Female POL	Female QCC	QCC Adaptors
150262	ME393	Male POL	Male QCC / Female POL	
150263	ME393-1	1/4” FNPT		
150253	ME399	1/4” MNPT		
150257	ME398 [1]	Soft Nose POL	Male QCC	Retro Adaptor
150258	ME388	1/4” MNPT	Male Soft Nose POL	POL Filler Couplings
150260	ME390			
150259	ME390S [2]			
150600	ME516	1/4” MNPT	Female QCC	QCC Filler Coupling

1. *Quick Closing Flow.*

2. *Stem is Stainless Steel.*



ME392



ME394



ME568



ME393-1



ME399



ME398



ME393



ME388



ME390



ME390S



ME516

Jomar & Apollo Ball Valves

Jomar Brass Ball Valves

	Part Description	1/4"	3/8"	1/2"	3/4"	1"	1 1/4"	1 1/2"	2"	3"
Item Number	Full Port	100-701	100-702	100-703	100-704	100-705	100-706	100-707	100-708	100-710
Part Number		223100	223105	223110	223115	223120	223125	223130	223135	223137



100-704



100-965



500-305

Jomar Stainless Steel Ball Valves

	Part Description	1/4"	3/8"	1/2"	3/4"	1"	1 1/4"	1 1/2"	2"	3"
Item Number	Full Port	223142	223143	223138	223131	223132	223133	223139	223134	-----
Part Number		100-961	100-962	100-963	100-964	100-965	100-966	100-967	100-968	
Item Number	3 Piece Full Port	223725	223728	-----	223718	223724	223719	223721	223720	223723
Part Number		500-301	500-302		500-304	500-305	500-306	500-307	500-308	500-310

Apollo Ball Valves

	Part Description	1/4"	3/8"	1/2"	3/4"	1"	1 1/4"	1 1/2"	2"	3"
Item Number	Bronze Standard Port	198500	198503	198505	198510	198515	198520	198525	198530	198540
Part Number		80-101	80-102	80-103	80-104	80-105	80-106	80-107	80-108	80-100
Item Number	3 Piece Bronze Full Port	198545	198548	198550	198555	198560	198565	198570	198575	198580
Part Number		82-101	82-102	82-103	82-104	82-105	82-106	82-107	82-108	82-140
Item Number	3-Way Bronze Standard Port	-----	198427	198424	198425	198426	-----	198429	198430	-----
Part Number			70-602	70-603	70-604	70-605		70-607	70-608	
Item Number	Carbon Steel Standard Port	198450	198455	198460	198465	198470	198475	198480	198485	-----
Part Number		73A-101	73A-102	73A-103	73A-104	73A-105	73A-106	73A-107	73A-108	



80-108



82-104



70-604



73A-105

Squibb Taylor Globe Valves								
Item Number	Part Number	Inlet & Outlet	Repair Kit		Bonnet Assembly		Stem & Disc Assembly	
			Item Number	Part Number	Item Number	Part Number	Item Number	Part Number
110250	AL306P	1/2" FNPT	119039	308-22	119040	308-25	119041	308-26
110255	AL308P	3/4" FNPT						
110280	AL310P	1" FNPT	119059	310-22	119060	310-25	119061	310-26
110320	AL312P	1 1/4" FNPT	119109	312-22	119110	312-25	119111	312-26
110355	AL314P	1 1/2" FNPT	119125	314-22	119126	314-25	119127	314-26
110375	AL316P	2" FNPT	119169	316-22	119170	316-25	119171	316-26
110378	AL316FP	2" ANSI Flange						
110415	AL320P	3" FNPT	119217	320-22	119218	320-25	119219	320-26
110420	AL320FP	3" ANSI Flange						
Economy								
110535	AL410P	1/2" FNPT	119279	410-21	119281	410-25	119280	410-23
110555	AL412P	3/4" FNPT						

Teflon® trim available. Add a "T" suffix to end of part number . Example: AL316PT.
Teflon® is a registered Trademark of DuPont Performance Elastomers.


AL410P


AL310P


AL316P


AL316FP


Repair Kit


4 Bolt Bonnet Assembly (includes body gasket not shown)


Threaded


Stem & Disc Assembly (includes body gasket not shown)

Squibb Taylor Angle Valves

Squibb Taylor Angle Valves								
Item Number	Part Number	Inlet & Outlet	Repair Kit		Bonnet Assembly		Stem & Disc Assembly	
			Item Number	Part Number	Item Number	Part Number	Item Number	Part Number
110252	AL307P	1/2” FNPT	119039	308-22	119040	308-25	119041	308-26
110260	AL309P	3/4” FNPT						
110300	AL311P	1” FNPT	119059	310-22	119060	310-25	119061	310-26
110335	AL313P	1 1/4” FNPT	119109	312-22	119110	312-25	119111	312-26
110365	AL315P	1 1/2” FNPT	119125	314-22	119126	314-25	119127	314-26
110395	AL317P	2” FNPT	119169	316-22	119170	316-25	119171	316-26
110398	AL317FP	2” ANSI Flange						
110425	AL321P	3” FNPT	119217	320-22	119218	320-25	119219	320-26
110429	AL321FP	3” ANSI Flange						
Economy								
110540	AL411P	1/2” FNPT	119279	410-21	119281	410-25	119280	410-23
110565	AL413P	3/4” FNPT						

Teflon® trim available. Add a “T” suffix to end of part number . Example: AL317PT.
Teflon® is a registered Trademark of DuPont Performance Elastomers.


AL413P


AL311P


AL317P


AL321FP


Repair Kit


4 Bolt Bonnet Assembly (includes body gasket not shown)


Threaded


Stem & Disc Assembly (includes body gasket not shown)

Fisher Globe Valves

Item Number	Part Number	Inlet & Outlet	Repair Kit		Bonnet Assembly		Stem & Disc Assembly	
			Item Number	Part Number	Item Number	Part Number	Item Number	Part Number
122425	N301-04	1/2” FNPT	125050	RN30008T012	129064	T12690T0012	129580	T12592T0012
122430	N301-06	3/4” FNPT						
122435	N301-08	1” FNPT						
122440	N310-10	1 1/4” FNPT	125055	RN30012T012	129291	T20838T0012	129871	T13281T0012
122445	N310-12	1 1/2” FNPT						
122450	N310-16	2” FNPT	125060	RN30016T012	129284	T20818-T0012	129869	T13260T0012



N310-10



N410-10

Fisher Angle Valves

Item Number	Part Number	Inlet & Outlet	Repair Kit		Bonnet Assembly		Stem & Disc Assembly	
			Item Number	Part Number	Item Number	Part Number	Item Number	Part Number
122484	N401-04	1/2” FNPT	125050	RN30008T012	129064	T12690T0012	129580	T12592T0012
122485	N401-06	3/4” FNPT						
122500	N401-08	1” FNPT						
122475	N410-10	1 1/4” FNPT	125055	RN30012T012	129291	T20838T0012	129871	T13281T0012
122476	N410-12	1 1/2” FNPT						
122477	N410-16	2” FNPT	125060	RN30016T012	129284	T20818-T0012	129869	T13260T0012

MEC Globe Valves w/Integrated Back Check Valves

Item Number	Part Number	Inlet (FNPT)	Outlet	Repair Kit		Bonnet Assembly	
				Item Number	Part Number	Item Number	Part Number
150727	ME825IBC-16	2”	2” FNPT	150790	ME815IBC-16SRK	1505798	ME815IBC-16BRK
150797	ME824IBC-16 [1]	2”	2” FNPT				

MEC Valves w/Integrated Pilot Feature Valves

Item Number	Part Number	Inlet	Outlet	Type	Repair Kit		Bonnet Assembly	
					Item Number	Part Number	Item Number	Part Number
150799	ME815P-16	2” FNPT	2” FNPT	Angle	150785	ME815P-16SRK	150791	ME815P-16BRK
150733	ME825P-16	2” FNPT	2” FNPT	Globe				
150736	ME825P-16-4 [2]	2” FNPT	2” FNPT					
150737	ME825P-16HSS-4 [2,3]	2” FNPT	2” FNPT					
150738	ME824P-16 [1]	2” FNPT	2” FNPT					
150743	ME824P-16-4 [1,2]	2” FNPT	2” FNPT					
150773	ME825-3F	3” 300 Lb.	3” 300 Lb.		151220	ME825-3F-SRK	151222	ME825-3F-BRK
150776	ME825-4F	4” 300 Lb.	4” 300 Lb.		151224	ME825-4F-SRK	151225	ME825-4F-BRK

1. Has 1/2” side port. *2. Has 1/2” Bottom port.*
3. Has 1/2” Bottom port & 440 PSI Stainless Steel Hydrostat.

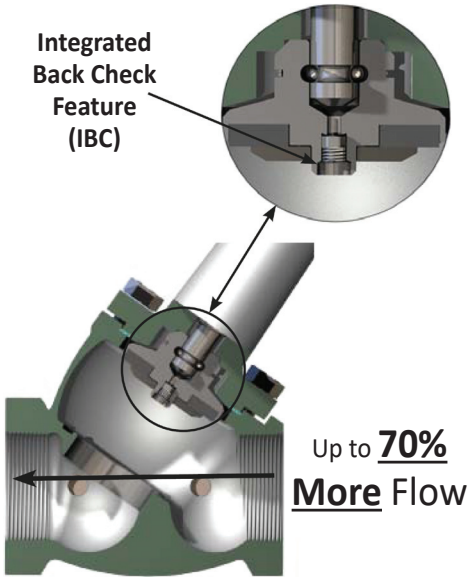

ME825IBC-16


ME825-2F

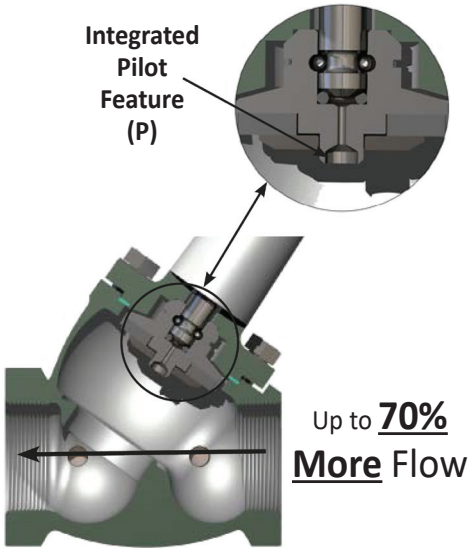

ME825P-16

Flanged Valve Parts

Item Number	Part Number	Part Description
150723	ME829	E-Z Turn Knob & Bolt Kit
151226	ME980SK-24	3” & 4” 300 Lb. ESV & Globe Valve Flange Stud Kit
153915	ME904S-3F-027	3” Spiral Ring 300 Lb. Flange Gasket — Carbon Steel
151228	ME904S-4F-027	4” Spiral Ring 300 Lb. Flange Gasket — Carbon Steel


ME829

MEC Globe Valves

Item Number	Part Number	Inlet & Outlet	2 Side Ports	Repair Kit		Bonnet Assembly	
				Item Number	Part Number	Item Number	Part Number
150764	ME825-4	1/2” FNPT	1/4” FNPT	-----	-----	150753	ME815K
150702	ME825-6	3/4” FNPT	1/4” FNPT	-----	-----		
150706	ME825-8	1” FNPT	1/4” FNPT	-----	-----		
150722	ME825-10	1 1/4” FNPT	1/4” FNPT	150751	ME815-10SRK	150760	ME815-10BRK
150765	ME825-12	1 1/2” FNPT	1/4” FNPT				
150725	ME825-16	2” FNPT	1/4” FNPT	150780	ME815-16SRK	150783	ME815-16BRK
150718	ME824-16	2” FNPT	1/2” FNPT				
151520	ME825-2F	2” 300# Flange	1/4” FNPT				
150732	ME825-24 *	3” FNPT	1/4” FNPT	150787	ME815-24SRK	150766	ME815-24BRK
150773	ME825-3F	3” 300# Flange	1/4” FNPT	151220	ME825-3F-SRK	151222	ME825-3F-BRK
150776	ME825-4F	4” 300# Flange	1/4” FNPT	151224	ME825-4F-SRK	151225	ME825-4F-BRK

** ME829 Included.*

Teflon® trim available. Add a “T” suffix to end of part number . Example: ME825T-10
Viton® trim available. Add a “V” suffix to end of part number . Example: ME825V-10
Teflon® & Viton® are registered Trademarks of DuPont Performance Elastomers.



ME825-16



ME825-2F



ME825-8
Vent Valve
Not Included.



ME815K



ME815-16SRK



ME815-16BRK

MEC Globe & Angle Parts

Item Number	Part Number	Part Description	Fits
150723	ME829	E-Z Turn Knob & Bolt Kit	1 1/4”, 1 1/2”, 2”, & 3” Valves
150768	ME815-10/16HRK	Handwheel, Lockwasher, & Nut	1 1/4”, 1 1/2”, & 2” Valves
150781	ME815-16LHK *	Push-To-Turn Locking Handwheel Kit	

** MEC strongly recommends use of ME829 EZ-Turn Handwheel knob to promote ease of use for this product (Not Included In ME815-16LHK KIT).*



ME829



ME815-10/16HRK

MEC Angle Valves

Item Number	Part Number	Inlet & Outlet	2 Side Ports	Repair Kit		Bonnet Assembly	
				Item Number	Part Number	Item Number	Part Number
151200	ME815-4	1/2” FNPT	1/4” FNPT	-----	-----	150753	ME815K
150735	ME815-6	3/4” FNPT	1/4” FNPT	-----	-----		
151204	ME815-8	1” FNPT	1/4” FNPT	-----	-----		
150762	ME815-10	1 1/4” FNPT	1/4” FNPT	150751	ME815-10SRK	150760	ME815-10BRK
151206	ME815-12	1 1/2” FNPT	1/4” FNPT				
150792	ME815-16	2” FNPT	1/4” FNPT	150780	ME815-16SRK	150783	ME815-16BRK
150786	ME815-2F	2” 300# Flange	1/4” FNPT				
151210	ME815-24 *	3” FNPT	1/4” FNPT	150787	ME815-24SRK	150766	ME815-24BRK
150772	ME815-3F *	3” 300# Flange	1/4” FNPT	151220	ME825-3F-SRK	151222	ME825-3F-BRK

** ME829 Included.*

Teflon® trim available. Add a “T” suffix to end of part number . Example: ME825T-10
Viton® trim available. Add a “V” suffix to end of part number . Example: ME825V-10
Teflon® & Viton® are registered Trademarks of DuPont Performance Elastomers.


ME815-16


ME815-16


ME815-6


ME815K


ME815-16SRK


ME815-16BRK

MEC Globe & Angle Parts

Item Number	Part Number	Part Description	Fits
150723	ME829	E-Z Turn Knob & Bolt Kit	1 1/4”, 1 1/2”, 2”, & 3” Valves
150768	ME815-10/16HRK	Handwheel, Lockwasher, & Nut	1 1/4”, 1 1/2”, & 2” Valves
150781	ME815-16LHK *	Push-To-Turn Locking Handwheel Kit	

** MEC strongly recommends use of ME829 EZ-Turn Handwheel knob to promote ease of use for this product (Not Included In ME815-16LHK KIT).*


ME829


ME815-10/16HRK

Fisher 1 1/4” Threaded Internal Valves

Item Number	Part Number	Closing Flow (Propane) [2]		Vapor Capacity (Propane) [2]		Connections Inlet x Outlet
		Half Coupling	Full Coupling	25 psig	100 psig	
120430	C407-10-04	40 GPM	25 GPM	7,400 SCFH	12,700 SCFH	1 1/4” MNPT x 1 1/4” FNPT
120438	C407M-10-04 [3]					
120435	C407-10-05	50 GPM	35 GPM	9,600 SCFH	16,400 SCFH	
120428	C407M-10-05 [3]					
120440	C407-10-08 [1]	80 GPM	65 GPM	15,800 SCFH	27,600 SCFH	
120442	C407M-10-08 [1,3]					

1. *LPG Vapor exceeds UL differential requirement of 15 psid.*
2. *Closing Flows & Vapor Capacities listed are with valve in “bottom of tank” position.* *See Internal Valve Tank Positions (Page 252).*
3. *Includes a factory installed Type P340 / P341 latch.*

C407-10 Parts

Item Number	Part Number	Part Description
122931	P389	Air Actuator
122925	P341	Cable Latch
122919	P342	Cable Bi-Directional Latch
125030	RC40710T042	Repair Kit Contents - Discs, Packing, & O-Ring
129295	T20850T0012	Gland Assembly
129890	T13428T0012	Lever
129880	T13405T0012	Cotter Pin for Lever
129878	T13397T0012	Main Disc - Nitrile
129877	T13395T0012	Bleed Disc - Nitrile
129879	T13400T0012	O-Ring - Nitrile
129884	T13414T0012	Excess Flow Spring - 30 GPM (Blue)
129883	T13413T0012	Excess Flow Spring - 50 GPM (Green)
129882	T13412T0012	Excess Flow Spring - 80 GPM (Orange)
128999	T1207701012	Male Adaptor
129000	T1207801012	Packing Ring (3 Required)
129001	T1207901012	Female Adaptor
129806	ERSA03858A0	Spacer



C407



C407M



T20850T0012



P389

Fisher 2” Internal Valves

Fisher 2” Threaded Internal Valves						
Item Number	Part Number	Closing Flow (Propane) *		Vapor Capacity (Propane) *		Connections Inlet x Outlet
		Half Coupling	Full Coupling	25 psig	100 psig	
Straight Body (One Outlet)						
120448	C477-16-105	105 GPM	60 GPM	26,100 SCFH	45,000 SCFH	2” MNPT x 2” FNPT
120451	C477-16-150	150 GPM	80 GPM	39,400 SCFH	69,000 SCFH	
120458	C477-16-250	250 GPM	130 GPM	-----	-----	
Tee Body (Two Outlets)						
120301	C471-16-105	105 GPM	60 GPM	26,100 SCFH	45,000 SCFH	2” MNPT x 2” FNPT
120306	C471-16-150	150 GPM	80 GPM	39,400 SCFH	69,000 SCFH	
120311	C471-16-250	250 GPM	130 GPM	-----	-----	

** Closing Flows & Vapor Capacities listed are with valve in “bottom of tank” position.* *See Internal Valve Tank Positions (Page 252).*

C477-16 & C471-16 Parts		
Item Number	Part Number	Part Description
122934	P639	Air Actuator
122912	P340	Cable Latch
125012	RC47016T012	Repair Kit Contents - Discs, Packing, & O-Ring
129171	T20377000B2	Gland Assembly & O-Ring
128700	T1155919312	Lever
127092	1H837128982	Cotter Pin for Lever
128649	T1154003202	Main Disc - Nitrile (NBR)
129412	ERAA00328A0	Bleed Disc - Nitrile (NBR)
128697	T1155706562	Gland O-Ring - Nitrile (NBR)
129209	GE42498X012	Excess Flow Spring - 105 GPM (Green)
128640	T1153537022	Excess Flow Spring - 150 GPM (Yellow)
128967	T1200537022	Excess Flow Spring - 250 GPM (Pink)
128667	T1154625072	Washer Steel
128676	T1154901012	Male Packing Adaptor - Teflon® (PTFE)
128679	T1155001012	Packing Ring (3 Required) - Teflon® (PTFE)
127113	1H941601012	Female Packing Adaptor - Teflon® (PTFE)
128682	T1155106992	Liner Bushing - Teflon® (PTFE)
128685	T1155206992	Rod Wiper - Polyurethane (PU)

Teflon® is a registered Trademark of DuPont Company.



C477-16



C471-16



T20377000B2

Fisher 3” Threaded Internal Valves

Item Number	Part Number	Closing Flow (Propane) *		Vapor Capacity (Propane) *		Connections Inlet x Outlet
		Half Coupling	Full Coupling	25 psig	100 psig	
Straight Body (One Outlet)						
120461	C477-24-160	160 GPM	120 GPM	41,100 SCFH	71,000 SCFH	3” MNPT x 3” FNPT
120471	C477-24-260	265 GPM	230 GPM	71,800 SCFH	127,000 SCFH	
120476	C477-24-375	375 GPM	320 GPM	99,000 SCFH	178,000 SCFH	
120484	C477-24-460	460 GPM	380 GPM	-----	-----	
Tee Body (Two Outlets)						
120313	C471-24-160	160 GPM	120 GPM	41,100 SCFH	71,000 SCFH	3” MNPT x 3” FNPT
120321	C471-24-260	265 GPM	230 GPM	71,800 SCFH	127,000 SCFH	
120326	C471-24-375	375 GPM	320 GPM	99,000 SCFH	178,000 SCFH	
120331	C471-24-460	460 GPM	380 GPM	-----	-----	

** Closing Flows & Vapor Capacities listed are with valve in “bottom of tank” position.* *See Internal Valve Tank Positions (Page 252).*

C477-24 & C471-24 Parts

Item Number	Part Number	Part Description
122934	P639A	Air Actuator
122912	P340	Cable Latch
125017	RC47024T012	Repair Kit Contents - Discs, Packing, & O-Ring
129186	T20430000B2	Gland Assembly & O-Ring
128700	T1155919312	Lever
127092	1H837128982	Cotter Pin for Lever
128823	T1177403202	Main Disc - Nitrile (NBR)
129412	ERAA00328A0	Bleed Disc - Nitrile (NBR)
128697	T1155706562	Gland O-Ring - Nitrile (NBR)
129213	GE42499X012	Excess Flow Spring - 160 GPM (Blue)
129214	GE42500X012	Excess Flow Spring - 265 GPM (Black)
129223	GE42851X012	Excess Flow Spring - 375 GPM (Yellow)
129216	GE42501X012	Excess Flow Spring - 460 GPM (Red)
128667	T1154625072	Washer Steel
128676	T1154901012	Male Packing Adaptor - Teflon® (PTFE)
128679	T1155001012	Packing Ring (3 Required) - Teflon® (PTFE)
127113	1H941601012	Female Packing Adaptor - Teflon® (PTFE)
128682	T1155106992	Liner Bushing - Teflon® (PTFE)
128685	T1155206992	Rod Wiper - Polyurethane (PU)

Teflon® is a registered Trademark of DuPont Company.



C477-16



C471-16



T20377000B2

Fiaher 3-Inch Single Flanged-By-NPT Internal Valves						
Item Number	Part Number	Closing Flow (Propane) *		Vapor Capacity (Propane) *		Connections Inlet x Outlet
		Half Coupling	Full Coupling	25 psig	100 psig	
120570	C486-24-160	160 GPM	120 GPM	41,100 SCFH	71,000 SCFH	3” CL300 RF Flange x 3” FNPT
120573	C486-24-260	265 GPM	230 GPM	71,800 SCFH	127,000 SCFH	
120575	C486-24-375	375 GPM	320 GPM	99,000 SCFH	178,000 SCFH	
120578	C486-24-460	460 GPM	380 GPM	-----	-----	

** Closing Flows & Vapor Capacities listed are with valve in “bottom of tank” position.* *See Internal Valve Tank Positions (Page 252).*

C486-24 Parts		
Item Number	Part Number	Part Description
122934	P639A	Air Actuator
122912	P340	Cable Latch
125017	RC47024T012	Repair Kit Contents - Discs, Packing, & O-Ring
129186	T20430000B2	Gland Assembly & O-Ring
128700	T1155919312	Lever
127092	1H837128982	Cotter Pin for Lever
128823	T1177403202	Main Disc - Nitrile (NBR)
129412	ERAA00328A0	Bleed Disc - Nitrile (NBR)
128697	T1155706562	Gland O-Ring - Nitrile (NBR)
129213	GE42499X012	Excess Flow Spring - 160 GPM (Blue)
129214	GE42500X012	Excess Flow Spring - 265 GPM (Black)
129223	GE42851X012	Excess Flow Spring - 375 GPM (Yellow)
129216	GE42501X012	Excess Flow Spring - 460 GPM (Red)
128667	T1154625072	Washer Steel
128676	T1154901012	Male Packing Adaptor - Teflon® (PTFE)
128679	T1155001012	Packing Ring (3 Required) - Teflon® (PTFE)
127113	1H941601012	Female Packing Adaptor - Teflon® (PTFE)
128682	T1155106992	Liner Bushing - Teflon® (PTFE)
128685	T1155206992	Rod Wiper - Polyurethane (PU)

Teflon® is a registered Trademark of DuPont Company.



C486



P639



T20430000B2



P340

Fisher 3” Single Flanged Internal Valves

Fiaher 3-Inch Single Flanged Internal Valves						
Item Number	Part Number	Closing Flow (Propane)		Vapor Capacity (Propane)		Connections Inlet x Outlet
		Bottom Of Tank Position *	Top Of Tank Position *	100 psig Bottom Of Tank Position *	100 psig Top Of Tank Position *	
120381	C484-24-160	160 GPM	180 GPM	71,000 SCFH	96,000 SCFH	3” CL300 RF Modified Flange (4 5/8” Dia. Bore) x 3” CL300 RF Flange
120386	C484-24-250	250 GPM	250 GPM	Not Listed	Not Listed	
120396	C484-24-400	400 GPM	400 GPM	181,000 SCFH	190,000 SCFH	

**See Internal Valve Tank Positions (Page 252) for description of Bottom of Tank, Top of Tank and Horizontal Flow Positions.*

C484-24 Parts		
Item Number	Part Number	Part Description
122936	P613	Air Actuator
125023	RC48424T012	Repair Kit Contents - Discs, Packing, & O-Ring
127743	1P790832982	Stud Bolt (8 Required)
126036	1A368124112	Nut (16 Required)
129924	T13603T0012	Upper Gasket
127764	1P877699152	Lower Gasket
128700	T1155919312	Operating Lever
127092	1H837128982	Cotter Pin for Lever
128823	T1177403032	Main Disc - Nitrile (NBR)
129412	ERAA00328A0	Bleed Disc - Nitrile (NBR)
129213	GE42499X012	Excess Flow Spring - 160 GPM (Blue)
128922	T1192437022	Excess Flow Spring - 250 GPM (Orange)
129223	GE42851X012	Excess Flow Spring - 400 GPM (Red)
125854	T12317T0012	Screen - Stainless Steel
125853	T13473T0012	Screen Cap - Stainless Steel
128667	T1154625072	Washer Steel
128676	T1154901012	Male Packing Adaptor - Teflon® (PTFE)
128679	T1155001012	Packing Ring (3 Required) - Teflon® (PTFE)
127113	1H941601012	Female Packing Adaptor - Teflon® (PTFE)
128682	T1155106992	Bushing - Teflon® (PTFE)
128685	T1155206992	Rod Wiper - Polyurethane (PU)

Teflon® is a registered Trademark of DuPont Company.



C484



P613



1P790832982



1A368124112

Fiaher 3-Inch Double Flanged Internal Valves						
Item Number	Part Number	Closing Flow (Propane)		Vapor Capacity (Propane)		Connections Inlet x Outlet
		Bottom Of Tank Position *	Top Of Tank Position *	100 psig Bottom Of Tank Position *	100 psig Top Of Tank Position *	
120362	C483-24-160	160 GPM	180 GPM	71,000 SCFH	96,000 SCFH	3” CL300 RF Modified Flange (4 5/8” Dia. Bore) x 3” CL300 RF Flange
120371	C483-24-260	265 GPM	290 GPM	127,000 SCFH	148,000 SCFH	
120376	C483-24-400	400 GPM	400 GPM	181,000 SCFH	190,000 SCFH	

**See Internal Valve Tank Positions (Page 252) for description of Bottom of Tank, Top of Tank and Horizontal Flow Positions.*

C483-24 Parts		
Item Number	Part Number	Part Description
122933	P623	Air Actuator
125022	RC48324T012	Repair Kit Contents - Discs, Packing, & O-Ring
127614	1N946228982	Stud Bolt (16 Required)
126036	1A368124112	Nut (16 Required)
129924	T13603T0012	Upper Gasket
127983	T1056138992	Lower Gasket
128700	T1155919312	Operating Lever
127092	1H837128982	Cotter Pin for Lever
128823	T1177403032	Main Disc - Nitrile (NBR)
129412	ERAA00328A0	Bleed Disc - Nitrile (NBR)
129213	GE42499X012	Excess Flow Spring - 160 GPM (Blue)
129214	GE42500X012	Excess Flow Spring - 265 GPM (Black)
129216	GE42501X012	Excess Flow Spring - 400 GPM (Red)
125854	T12317T0012	Screen - Stainless Steel
125855	T12318T0012	Screen Cap - Stainless Steel
128667	T1154625072	Washer Steel
128676	T1154901012	Male Packing Adaptor - Teflon® (PTFE)
128679	T1155001012	Packing Ring (3 Required) - Teflon® (PTFE)
127113	1H941601012	Female Packing Adaptor - Teflon® (PTFE)
128682	T1155106992	Bushing - Teflon® (PTFE)
128685	T1155206992	Rod Wiper - Polyurethane (PU)

Teflon® is a registered Trademark of DuPont Company.



C483



P623



1N946228982



1A368124112

Fisher 4” Flanged Internal Valves

Fiaher 4-Inch Flanged Internal Valves						
Item Number	Part Number	Actuation	Closing Flow (Propane) *	Vapor Capacity (Propane)		Connections Inlet x Outlet
				25 PSIG Inlet	100 PSIG Inlet	
120400	C404-32-400	Cable	400 GPM	63,900 SCFH	108,600 SCFH	4” CL300 ASME RF Modified (5.875” Dia. Bore) x 4” CL300 ASME Flange
120405	C404-32-600		600 GPM	83,200 SCFH	141,500 SCFH	
120406	C404-32-800		800 GPM	259,600 SCFH	356,200 SCFH	
120408	C404-32-1000		1000 GPM	-----	-----	
120418	C404A-32-340	Air With P614	340 GPM	61,600 SCFH	104,800 SCFH	
120415	C404A-32-400		400 GPM	63,900 SCFH	108,600 SCFH	
120416	C404A-32-600		600 GPM	83,200 SCFH	141,500 SCFH	
120417	C404A-32-800		800 GPM	259,600 SCFH	356,200 SCFH	
120420	C404M-32-400	Manual With P313	400 GPM	63,900 SCFH	108,600 SCFH	
120425	C404M-32-600		600 GPM	83,200 SCFH	141,500 SCFH	
120426	C404M-32-800		800 GPM	259,600 SCFH	356,200 SCFH	

** Closing Flow vertical down.*



C404A-32



C404M-32



C404-32



1A368124112



1P790832982

Fisher 4” Flanged Internal Valve Parts

C404-32 Parts		
Item Number	**Part Number**	**Part Description**
122932	P614A	Air Actuator
122855	P313	Manual Lever & Release
125041	RFC40432T12	Packing Retrofit Kit March 2012 & Prior
125044	ERAA03396A0	Cable Pull Hardware Kit March 2012 & Prior
125037	T11396000B2 *	Packing Parts Kit After March 2012
125039	T11396000C2	Valve Repair Kit Less Packing - All Years
128343	T1118131032	Stud Bolt (8 Required)
126036	1A368124112	Nut (16 Required)
127665	1P110799152	Upper Gasket
129414	ERSA03240A0	Lower Gasket
128318	T1117037022	Excess Flow Spring - 340 GPM (Red)
128961	T1200137022	Excess Flow Spring - 400 GPM (Black)
128319	T1117137022	Excess Flow Spring - 600 GPM (Green)
128964	T1200237022	Excess Flow Spring - 800 GPM (Silver)
128315	T12922T0012	Excess Flow Spring - 1000 GPM (Unpainted)
129120	T2027438992	Screen - Stainless Steel
129117	T2027338992	Screen Cap - Stainless Steel
126886	1F125036042	Washer - 316 Stainless Steel
126894	1F124601012	Male Adaptor - Teflon® (PTFE)
126411	1C752801012	Packing Ring (3 Required) - Teflon® (PTFE)
126893	1F124201012	Female Adaptor - Teflon® (PTFE)
126018	ERSA01565A0	Liner Bushing - Teflon® (PTFE)
128304	T1116606832	Rod Wiper/O-ring - Polyurethane (PUR)
128307	T1116703202	Main Disc - Nitrile (NBR)
128787	T1171406242	Main Disc - Teflon (PTFE)
129509	T12515T0012	Main Disc - Viton® (FKM)
128310	T1116803202	Bleed Disc - Nitrile (NBR)
128790	T1171506242	Bleed Disc - Teflon® (PTFE)
129508	T12514T0012	Bleed Disc - Viton® (FKM)
129073	T12944T0012	O-Ring - Nitrile (NBR)
129935	T1171606522	O-Ring - Teflon® (PTFE)
129511	T11716T0012	O-Ring - Viton® (FKM)

** Use only after retrofit of Type RFC404 Kit.*

Teflon® is a registered Trademark of DuPont Company.

Kalrez® & Viton® are registered Trademarks of DuPont Performance Elastomers.

Fisher Internal Valve Diagrams

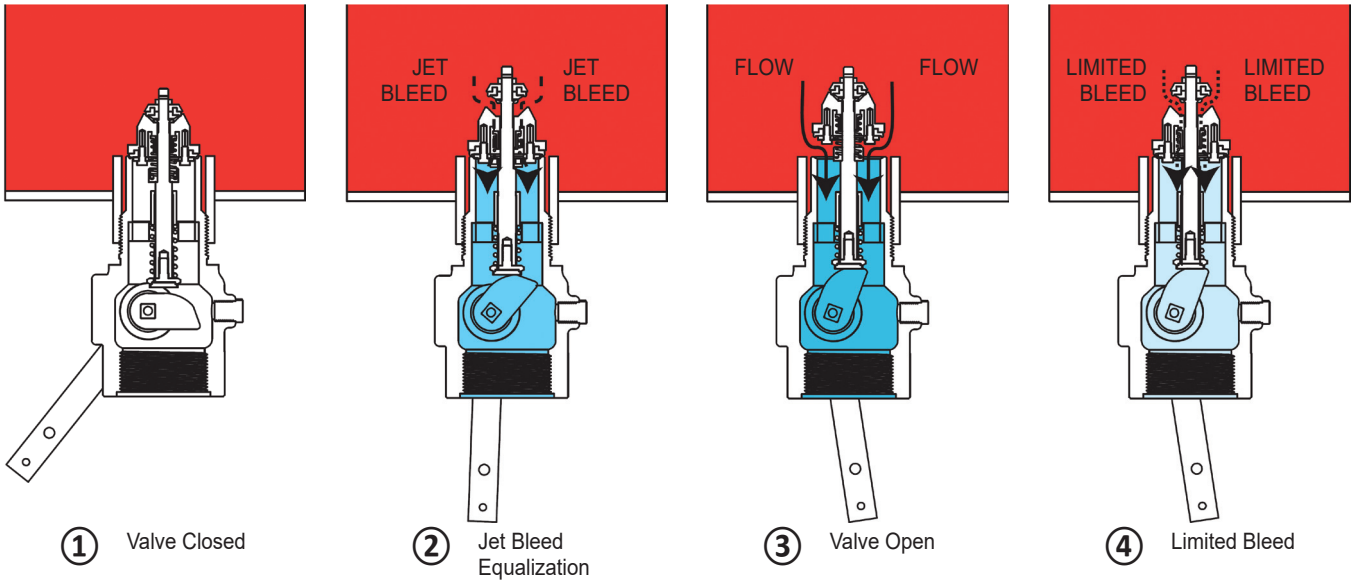

Principle Of Operation

The operational schematic above depicts threaded valves, however flanged styles operate in the same manner. For detailed information, refer to the Instruction Manual provided with the valve.

View #1 The valve is held closed by both tank pressure and the valve's closing spring. There is no leakage past the resilient seats in the poppet to the valve outlet.

View #2 The valve is opened by moving the operating lever to approximately midpoint in its 70° travel. This allows the cam to place the rapid equalization portion of the valve stem in the pilot opening, permitting a larger amount of product to bleed downstream than if the operating lever were moved to the full open position.

View #3 When tank and downstream pressure are nearly equal after a few seconds, the excess flow spring pushes open the main poppet and the operating lever can be moved to the full open position.

If tank pressure is greater than the valve's outlet pressure, the main poppet will remain in the closed position. If valve outlet piping is closed off by other valves, however, product bleeding through the pilot will increase until it nearly equals tank pressure and the main poppet opens. The main poppet will not open if valve outlet piping is not closed off so that the outlet pressure can approach tank pressure.

View #4 Once the main poppet opens, a flow greater than the valve's excess flow spring rating or a sufficient surge in flow forces the main poppet closed against the excess flow spring. The pilot valve allows a small amount of product to bleed, but much less than view #2 where the rapid equalization portion of the stem is placed in the pilot opening. When the operating lever is moved to the closed position, the valve closes completely and seals tightly (view #1).

Internal Valve Tank Positions

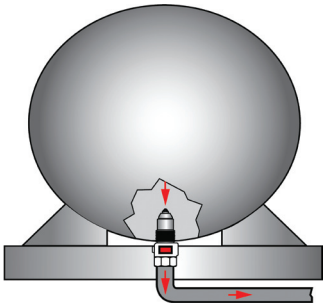

Bottom Of Tank Position (Vertical Down)

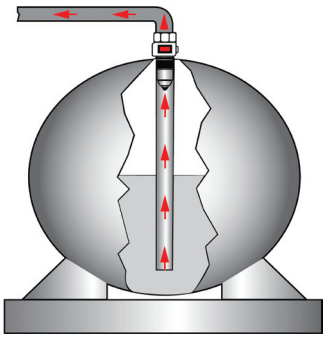

Top Of Tank Position (Inverted Up)



Horizontal Position (Refer Below)

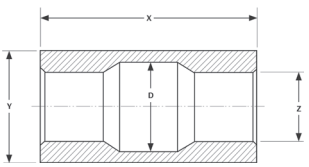

In-Line Adaptor

For Reference Only*

Z	Dimension		
	X	Y	D
1 1/4" FNPT	4.70"	2.75"	2.05"
2" FNPT	6.77"	3.5"	2.80"
3" FNPT	7.53"	4.5"	3.80"

** Not For Sale.*

Special Trim For Fisher Internal Valves

		Main Disc		Bleed Disc		Gland O-Ring	
Type	**Material**	**Item Number**	**Part Number**	**Item Number**	**Part Number**	**Item Number**	**Part Number**
C407-10 1 1/4" Threaded	Nitrile (NBR)	129878	T13397T0012	129877	T13395T0012	129879	T13400T0012
	Teflon® (PTFE)	129090	T13397T0022	129091	T13395T0022	129092	T13400T0022
	Viton® (FKM)	129099	T13397T0032	129098	T13395T0032	129101	1N961106382
C471-16 & C477-16 2" Threaded	Nitrile (NBR)	128649	T1154003202	129412	ERAA00328A0	128697	T1155706562
	Ethylene Propylene (EPDM)	129893	T13474T0012	129320	ERAA02202A0	129217	T13477T0012
	Kalrez® (FFKM)	129036	T12877T0012	129318	ERAA00328A3	129030	T1214206522
	Neoprene (CR)	129105	T12879T0012	129319	ERAA00328A4	129030	T1214206522
	Teflon® (PTFE)	129024	T1214006242	129316	ERAA00328A1	129030	T1214206522
	Viton® (FKM)	125869	T12533T0012	129317	ERAA00328A2	125779	T12577T0012
C471-24 & C477-24 3" Threaded C486-24 3" Flanged x 3" Threaded	Nitrile (NBR)	128823	T1177403032	129412	ERAA00328A0	128697	T1155706562
	Ethylene Propylene (EPDM)	129895	T13476T0012	129320	ERAA02202A0	129217	T13477T0012
	Kalrez® (FFKM)	129751	T12921T0012	129318	ERAA00328A3	129030	T1214206522
	Neoprene (CR)	129106	T12914T0012	129319	ERAA00328A4	129030	T1214206522
	Teflon® (PTFE)	125775	T1217306242	129316	ERAA00328A1	129030	T1214206522
	Viton® (FKM)	125871	T12535T0012	129317	ERAA00328A2	125779	T12577T0012
C483-24 3" Single Flange C484-24 3" Double Flange	Nitrile (NBR)	128823	T1177403032	129412	ERAA00328A0	---	-----
	Ethylene Propylene (EPDM)	129895	T13476T0012	129320	ERAA02202A0	---	-----
	Kalrez® (FFKM)	129751	T12921T0012	129318	ERAA00328A3	---	-----
	Neoprene (CR)	129106	T12914T0012	129319	ERAA00328A4	---	-----
	Teflon® (PTFE)	125775	T1217306242	129316	ERAA00328A1	---	-----
	Viton® (FKM)	125871	T12535T0012	129317	ERAA00328A2	---	-----
C404-32 4" Single Flange	Nitrile (NBR)	128307	T1116703202	128310	T1116803202	129073	T12944T0012
	Teflon® (PTFE)	128787	T1171406242	128790	T1171506242	129935	T1171606522
	Viton® (FKM)	129509	T12515T0012	129508	T12514T0012	129511	T11716T0012

Kalrez® & Viton® are registered Trademarks of DuPont Performance Elastomers.
Teflon® is a registered Trademark of DuPont Company.



T1154003202



ERAA00328A0



T1155706562

Color Code Chart

Trim Material	Trim Color Code
Nitrile (NBR)	Yellow Dot
Ethylene Propylene (EPDM)	Red Dot
Kalrez® (FFKM)	None
Neoprene (CR)	Tan Dot
Teflon® (PTFE)	Solid White
Viton® (FKM)	White Dot

Fisher Internal Valve Air Actuators

Internal Valve Air Actuators

Item Number	Part Number	Fits	Type	*Obsolete Part Number*	Supply Pressure Range - PSIG
122931	P389 *	C407-10	Cylinder	-----	60 to 250
122988	P731		Rotary		50 to 125
122936	P613	C404-24 & C484-24	Brake Chamber	*P326-7*	20 to 125
122990	P713		Rotary	-----	25 to 125
122933	P623	C403-24 & C483-24	Brake Chamber	*P326-5*	20 to 125
122991	P723		Rotary	-----	25 to 125
122934	P639A	C402, C421, C427, C471, & C477	Brake Chamber	*P326-6*	20 to 125
122989	P739		Rotary	-----	25 to 125
122932	P614A	C404-32	Brake Chamber	*P312*	40 to 125
122992	P714		Rotary	-----	40 to 125

** Fuse Plug Part Number T1140399982 must be ordered separately.*



P389



P614A



P613



P623



P639

Valves Not Included.



P731



P723

Fuse Plugs & Fusible Link

Item Number	Part Number	Part Description
128525	T1140399982	1/8” MNPT Fuse Plug
127910	ST-T10336-99982	1/4” MNPT Fuse Plug
122640	P134T	Fusible Link



ST-T10336



P134T

Fisher Internal Valve Cable Latches & Allegheny

Fisher Internal Valve Cable Latches			
Item Number	**Part Number**	**For Type Size**	**Release Type**
122912	P340	2” & 3”	Latch
122925	P341	1 1/4”	
122919	P342		Bi-Directional Latch
122685	P163A	1 1/4”, 2”, & 3”	Auxiliary Remote
122690	P164A		
122985	P650		Primary Cable Control
122987	P651 [1]		
122860	P314	4”	Cable Assembly
122855	P313 [2]		Latch
122865	P315		Auxiliary Remote

1. Type P651 is a primary control only, no accessories.

2. Use with Type P315 remote release mechanism.



P340



P341



P342



P163A — 25’
P164A — 50’



P651



P650 — 20’



P313



P314 — 40’



P315 — 30’

Allegheny		
Item Number	**Part Number**	**Part Description**
403050	OP9001EY	Single Lever Control
403057	OP9002EY	Double Lever Control
403059	OP9003EY	Triple Lever Control
403051	20040A001	Adjusting Bolt Steel



OP9002EY



20040A001

MEC Internal Valve Actuators & Accessories

MEC Internal Valve Air Actuators

Item Number	Part Number	Operating Pressure Limits	Fits
150581	ME205	Minimum = 20 PSIG Maximum = 125 PSIG Recommended = 20 - 25 PSIG	ME990-10
150587	ME205R		RegO® A3209R
150578	ME207SF		Fisher® C404-24-24 & C484-24
150577	ME207		ME990S-3DF & ME990S-3DFM
150576	ME206		ME990-16, ME990-24, & ME990S-3F-24
150579	ME208SF		ME990-4F
150592	ME710		RegO® Flowmatic® Three-Way Valve

RegO® is a Trademark of Engineered Controls International, Inc.



ME205


ME207


ME207SF


ME206



ME208SF

Fuse Plugs & Fusible Link

Item Number	Part Number	Part Description
405255	ME205-013	1/8” MNPT Fuse Plug
150644	ME206-09	3/8” MNPT Fuse Plug
153565	ME990-160	Fusible Link


ME206-09


ME990-160

Actuator Accessories

Item Number	Part Number	Inlet	Outlet	Part Description
150583	ME707	3/8” FNPT	3/8” FNPT (2 Ports)	Quick Release Valve Used To Decrease Response Time When Closing Actuators.
150584	ME708 *	1/4” FNPT	1/4” FNPT	0-150 PSIG Air Pressure Regulator.


ME707



ME708

** Universal Mounting Bracket Included.*

PowerTorq Rotary Actuators				
Item Number	**Part Number**	**Type**	**Fits MEC**	**Internal Valve**
150690	ME225	Direct Drive	ME990-10	1 1/4" Threaded
150582	ME226		ME990-16, ME992-16, ME990-24, ME992-24, ME990S-2F-16, & ME990S-3F-24	2" & 3" Threaded
150693	ME227		ME990S-3DF, ME990S-3DFM, & ME990S-3DFO	3" Double Flange
150695	ME228		ME990-4F	4" Single Flange



ME225

ME707 & Internal valve not included.


ME225 Mounted to Valve with ME707

MEC Internal Valve Accessories			
Item Number	**Part Number**	**Fits**	**Part Description**
153980	ME990-10-902	ME990-10	Manual Latch Assembly
153540	MEP990-24	ME990-16 & ME990-24	
153240	MEP990-4F	ME990-4F	
153545	MEP650 *	All Sizes	Open/Close Cable Control Release
153550	MEP651		

** Includes the MEP651 & a 50' Cable.*


ME990-10-902


MEP990-24


MEP651


MEP990-4F



Pneumatic Accessories

Item Number	Part Number	Part Description
404200	250V-3-10-21	Pull Lever Actuating Air Valve
404185	M3820602	Lexair Valve — Push Button
404206	NB-4-035	1/4” Poly Tubing
650056	V-82	Push To Close Decal
404186	ESV Sign Post For Lexair Valve	



V-82

ESV Sign Post



250V-3-10-21



M3820602



NB-4-035

Tubing Push Connectors

Item Number	Part Number	Part Description
404280	20028	1/4” Tube Tee
404281	20054	1/4” Tube x 1/8” MNPT
404282	20055	1/4” Tube x 1/4” MNPT
404283	20082	1/4” Tube x 1/4” MNPT 90°
404284	720402	1/4” Tube x 1/8” MNPT Branch Tee
404285	272PPS-4B	1/4” Tube x 1/4” MNPT Branch Tee
404287	620400	1/4” Coupling



268PP-4A



262PP-4



264PP-4



272PPS-4B



269PP-4B



120AH-BA

Fitting Adapters

Item Number	Part Number	Part Description
404286	120AH-BA	1/4” FNPT x 1/8” MNPT
404288	28191	1/8” MNPT x 1/8” FNPT

Trap-All Filters

Item Number	Part Number	Inlet	Outlet	Part Description
750815	PF-052FM	1/4” FNPT	1/4” MNPT	Trap-All Gas/Air Filter for Actuator Systems.
750804	PF-0532	3/8” Flare	1/4” FNPT	



PF-052FM

MEC 1 1/4” Internal Valves

MEC 1 1/4” Threaded Internal Valves					
Item Number	**Part Number**	**Liquid Closing Flow Value**	**Actuation**	**Tank Connection**	**Outlet Connection**
Straight Body (One Outlet)					
153920	ME990-10-35	35 GPM	Valve Only	1 1/4” MNPT	1 1/4” FNPT
153925	ME990-10-55	55 GPM			
153930	ME990-10-85	85 GPM			
153965	ME990M-10-35	35 GPM	Manual With ME990-10-902		
153970	ME990M-10-55	55 GPM			
153975	ME990M-10-85	85 GPM			
153945	ME990A-10-85		Air With ME205		
153960	ME990AR-10-85		Rotary With ME225		
Tee Body (Two Outlets)					
150288	ME992-10-85	85 GPM	Valve Only	1 1/4” MNPT	1 1/4” FNPT (2)

These valves are available with Kalrez®, Neoprene, & Viton® Trims.

ME990-10 Parts		
Item Number	**Part Number**	**Part Description**
150581	ME205	Air Actuator
150690	ME225	Rotary Actuator
153980	ME990-10-902	Manual Latch
154020	ME990-10-129	Operating Lever
153565	ME990-160	Fusible Link
153985	ME990-10-VRK	Rebuild Kit
153990	ME990-10-SRK	Seal Repair Kit
153993	ME990V-10-SRK	Viton® Seal Repair Kit
153995	ME990-10-PRK	Valve Stem Packing Repair Kit
154000	ME990-10-PGA	Valve Stem Packing Gland Assembly
154005	ME990-10-106-35	Excess Flow Spring - 35 GPM (Blue)
154010	ME990-10-106-55	Excess Flow Spring - 55 GPM (Green)
154015	ME990-10-106-85	Excess Flow Spring - 85 GPM (Orange)



ME990-10-85



ME205



ME225


ME990-10-902

Kalrez® & Viton® are registered Trademarks of DuPont Performance Elastomers.

MEC 2” Threaded Internal Valves

Item Number	Part Number	Liquid Closing Flow Value	Actuation	Tank Connection	Outlet Connection
153480	ME990-16-110	110 GPM	Valve Only	2” MNPT	2” FNPT
153485	ME990-16-160	160GPM			
153490	ME990-16-260	260 GPM			
153530	ME990M-16-160	160GPM	Manual With MEP990-24		
153535	ME990M-16-260	260 GPM			
153505	ME990A-16-260	260GPM	Air With ME206		
153520	ME990AR-16-260	260 GPM	Rotary With ME226		

These valves are available with Kalrez®, Neoprene, & Viton® Trims.

ME990-16 Parts

Item Number	Part Number	Part Description
150576	ME206	Air Actuator
150582	ME226	Rotary Air Actuator
153540	MEP990-24	Cable Latch
153545	MEP650	Cable Control Release w/50’ Cable
153550	MEP651	Cable Control Release - Only
153560	ME990-140	Operating Lever - Standard
153565	ME990-160	Fusible Link
153625	ME990-16-VRK	Rebuild Kit
153630	ME990-16-SRK	Seal Repair Kit
153612	ME990V-16-SRK	Viton® Seal Repair Kit
153580	ME990-PRK	Valve Stem Packing Repair Kit
153585	ME990-PGA	Valve Stem Packing Gland Assembly
153635	ME990-16-106-110	Excess Flow Spring - 110 GPM (Yellow)
153640	ME990-16-106-160	Excess Flow Spring - 160 GPM (Green)
153645	ME990-16-106-260	Excess Flow Spring - 260 GPM (Blue)



ME990-16-160



ME990-PGA



ME206



ME990-24

Kalrez® & Viton® are registered Trademarks of DuPont Performance Elastomers.

MEC 2” Internal Valves

MEC 2” Threaded Tee Body Internal Valves					
Item Number	**Part Number**	**Liquid Closing Flow Value**	**Actuation**	**Tank Connection**	**Outlet Connection**
154800	ME992-16-160	160 GPM	Valve Only	2” MNPT	2” FNPT x 2” FNPT
150290	ME992-16-260	260 GPM			
154825	ME992M-16-160	160 GPM	Manual With MEP990-24		
154830	ME992M-16-260	260 GPM			
154805	ME992A-16-160	160 GPM	Air With ME206		
154810	ME992A-16-260	260 GPM			
154815	ME992AR-16-160	160 GPM	Rotary With ME226		
154820	ME992AR-16-260	260 GPM			

These valves are available with Kalrez®, Neoprene, & Viton® Trims.

ME992-16 Parts		
Item Number	**Part Number**	**Part Description**
150576	ME206	Air Actuator
150582	ME226	Rotary Air Actuator
153540	MEP990-24	Cable Latch
153545	MEP650	Cable Control Release w/50’ Cable
153550	MEP651	Cable Control Release - Only
153560	ME990-140	Operating Lever - Standard
153565	ME990-160	Fusible Link
153625	ME990-16-VRK	Rebuild Kit
153630	ME990-16-SRK	Seal Repair Kit
153612	ME990V-16-SRK	Viton® Seal Repair Kit
153580	ME990-PRK	Valve Stem Packing Repair Kit
153585	ME990-PGA	Valve Stem Packing Gland Assembly
153635	ME990-16-106-110	Excess Flow Spring - 110 GPM (Yellow)
153640	ME990-16-106-160	Excess Flow Spring - 160 GPM (Green)
153645	ME990-16-106-260	Excess Flow Spring - 260 GPM (Blue)



ME992M-16-160



ME990-PGA



ME206



ME990-24

Kalrez® & Viton® are registered Trademarks of DuPont Performance Elastomers.

MEC 3” Threaded Internal Valves					
Item Number	**Part Number**	**Liquid Closing Flow Value**	**Actuation**	**Tank Connection**	**Outlet Connection**
153340	ME990-24-175	175 GPM	Valve Only	3” MNPT	3” FNPT x 3” FNPT
153345	ME990-24-250	250 GPM			
153350	ME990-24-300	300 GPM			
153355	ME990-24-375	375 GPM			
153360	ME990-24-400	400 GPM			
153370	ME990-24-500	500 GPM			
153430	ME990AR-24-400	400 GPM	Rotary With ME226		

These valves are available with Kalrez®, Neoprene, & Viton® Trims.

ME990-24 Parts		
Item Number	**Part Number**	**Part Description**
150576	ME206	Air Actuator
150582	ME226	Rotary Air Actuator
153540	MEP990-24	Cable Latch
153545	MEP650	Cable Control Release w/50’ Cable
153550	MEP651	Cable Control Release - Only
153560	ME990-140	Operating Lever - Standard
153565	ME990-160	Fusible Link
153570	ME990-24-VRK	Valve Repair Kit
153575	ME990-24-SRK	Valve Seal Repair Kit
153580	ME990-PRK	Valve Stem Packing Repair Kit
153585	ME990-PGA	Valve Stem Packing Gland Assembly
153590	ME990-106-175	Excess Flow Spring - 175 GPM (Purple)
153595	ME990-106-250	Excess Flow Spring - 250 GPM (Black)
153605	ME990-106-375	Excess Flow Spring - 375 GPM (Yellow)
153610	ME990-106-400	Excess Flow Spring - 400 GPM (Red)
153615	ME990-106-475	Excess Flow Spring - 475 GPM (Silver)
153620	ME990-106-500	Excess Flow Spring - 500 GPM (White)



ME990-24-400



ME990-PGA



ME990-24

Kalrez® & Viton® are registered Trademarks of DuPont Performance Elastomers.

MEC 3” Threaded Tee Body Internal Valves

Item Number	Part Number	Liquid Closing Flow Value	Actuation	Tank Connection	Outlet Connection
154855	ME992-24-175	175 GPM	Valve Only	3” MNPT	3” FNPT
150283	ME992-24-250	250 GPM			
150285	ME992-24-375	375 GPM			
150295	ME992-24-400	400 GPM			
150298	ME992-24-500	500 GPM			
154895	ME992M-24-250	250 GPM	Manual With MEP990-24		
154900	ME992M-24-400	400 GPM			
154905	ME992M-24-500	500 GPM			
154860	ME992A-24-250	250 GPM	Air With ME206		
154865	ME992A-24-400	400 GPM			
154870	ME992A-24-500	500 GPM			
154875	ME992AR-24-175	175 GPM	Rotary With ME226		
154880	ME992AR-24-250	250 GPM			
154885	ME992AR-24-400	400 GPM			
154890	ME992AR-24-500	500 GPM			

These valves are available with Kalrez®, Neoprene, & Viton® Trims.

ME992-24 Parts

Item Number	Part Number	Part Description
150576	ME206	Air Actuator
150582	ME226	Rotary Air Actuator
153540	MEP990-24	Cable Latch
153560	ME990-140	Operating Lever - Standard
153565	ME990-160	Fusible Link
153570	ME990-24-VRK	Valve Repair Kit
153575	ME990-24-SRK	Valve Seal Repair Kit
153580	ME990-PRK	Valve Stem Packing Repair Kit
153585	ME990-PGA	Valve Stem Packing Gland Assembly
153590	ME990-106-175	Excess Flow Spring - 175 GPM (Purple)
153595	ME990-106-250	Excess Flow Spring - 250 GPM (Black)
153605	ME990-106-375	Excess Flow Spring - 375 GPM (Yellow)
153610	ME990-106-400	Excess Flow Spring - 400 GPM (Red)
153615	ME990-106-475	Excess Flow Spring - 475 GPM (Silver)
153620	ME990-106-500	Excess Flow Spring - 500 GPM (White)



ME992M-24-400



ME990-PGA



ME990-24

Kalrez® & Viton® are registered Trademarks of DuPont Performance Elastomers.

MEC 2” Flanged-By-NPT Internal Valves

MEC 2” Flanged-By-NPT Internal Valves					
Item Number	**Part Number**	**Liquid Closing Flow Value**	**Actuation**	**Tank Connection**	**Outlet Connection**
154835	ME990S-2F-16-110	110 GPM	Valve Only	2” 300 Lb. Modified Single Flange	2” FNPT
154840	ME990S-2F-16-160	160 GPM			
154030	ME990S-2F-16-260	260 GPM			
154845	ME990SA-2F-16-160	160 GPM	Air With ME206		
154850	ME990SA-2F-16-260	260 GPM			

These valves are available with Kalrez®, Neoprene, & Viton® Trims.

ME990S-2F-16 Parts		
Item Number	**Part Number**	**Part Description**
150576	ME206	Air Actuator
150582	ME226	Rotary Air Actuator
153540	MEP990-24	Manual Latch
153545	MEP650	Cable Control Release w/50’ Cable
153550	MEP651	Cable Control Release - Only
153560	ME990-140	Operating Lever - Standard
153565	ME990-160	Fusible Link
153625	ME990-16-VRK	Rebuild Kit
153630	ME990-16-SRK	Seal Repair Kit
153612	ME990V-16-SRK	Viton® Seal Repair Kit
153580	ME990-PRK	Valve Stem Packing Repair Kit
153585	ME990-PGA	Valve Stem Packing Gland Assembly
154100	ME990-2F-16-103	Stud Bolt (8 Required)
151218	ME980SK-16-102	Nut (8 Required)
127985	ME980SK-16-103	Inlet Gasket
153635	ME990-16-106-110	Excess Flow Spring - 110 GPM (Yellow)
153640	ME990-16-106-160	Excess Flow Spring - 160 GPM (Green)
153645	ME990-16-106-260	Excess Flow Spring - 260 GPM (Blue)



ME990S-2F-16



ME990-PGA



ME206



ME990-24

Kalrez® & Viton® are registered Trademarks of DuPont Performance Elastomers.

MEC 3” Flanged-By-NPT Internal Valves					
Item Number	**Part Number**	**Liquid Closing Flow Value**	**Actuation**	**Tank Connection**	**Outlet Connection**
154045	ME990S-3F-24-400	400 GPM	Valve Only	3” 300 Lb. Modified Single Flange	3” FNPT
154055	ME990S-3F-24-500	500 GPM			
154080	ME990SA-3F-24-400	400 GPM	Air With ME206		
154090	ME990SA-3F-24-500	500 GPM			

These valves are available with Kalrez®, Neoprene, & Viton® Trims.

ME990S-3F-24 Parts		
Item Number	**Part Number**	**Part Description**
150576	ME206	Pnuematic Actuator
150582	ME226	Rotary Actuator
153540	MEP990-24	Manual Latch
154130	ME990-3F-24-140	Operating Lever - Short
153570	ME990-24-VRK	Rebuild Kit
153575	ME990-24-SRK	Seal Repair Kit
153580	ME990-PRK	Valve Stem Packing Repair Kit
153585	ME990-PGA	Valve Stem Packing Gland Assembly
153565	ME990-160	Fusible Link
153903	ME904SK-01	Stud Bolt (8 Required)
153330	ME990-152	Heavy Nut (8 Required)
153915	ME904S-3F-27	Inlet Gasket
153590	ME990-106-175	Excess Flow Spring - 175 GPM (Purple)
153595	ME990-106-250	Excess Flow Spring - 250 GPM (Black)
153605	ME990-106-375	Excess Flow Spring - 375 GPM (Yellow)
153610	ME990-106-400	Excess Flow Spring - 400 GPM (Red)
153615	ME990-106-475	Excess Flow Spring - 475 GPM (Silver)
153620	ME990-106-500	Excess Flow Spring - 500 GPM (White)



ME990S-3F-24


ME990-PGA


ME206


ME990-24

Kalrez® & Viton® are registered Trademarks of DuPont Performance Elastomers.

MEC 3” Double Flanged Internal Valves

Item Number	Part Number	Liquid Closing Flow Value	Actuation	Tank Connection	Outlet Connection
153650	ME990S-3DF-175	175 GPM	Valve Only	3” Flange	3” Flange
153655	ME990S-3DF-250	250 GPM			
153660	ME990S-3DF-300	300 GPM			
153665	ME990S-3DF-375	375 GPM			
153670	ME990S-3DF-400	400 GPM			
153690	ME990SA-3DF-250	250 GPM	Air With ME207		
153705	ME990SA-3DF-400	400 GPM			
153725	ME990SAR-3DF-250	250 GPM	Rotary With ME227		
153740	ME990SAR-3DF-400	400 GPM			

These valves are available with Kalrez®, Neoprene, & Viton® Trims.

ME990S-3DF Parts

Item Number	Part Number	Part Description
150577	ME207	Air Actuator
150693	ME227	Rotary Actuator
153540	MEP990-24	Manual Latch
153560	ME990-140	Operating Lever - Standard
153570	ME990-24-VRK	Valve Complete Repair Kit
153575	ME990-24-SRK	Valve Seal Repair Kit
153580	ME990-PRK	Valve Stem Packing Repair Kit
153585	ME990-PGA	Valve Stem Packing Gland Assembly
153565	ME990-160	Fusible Link
153900	ME990-151	Stud Bolt (16 Required)
153905	ME904SK-02	Nut (16 Required)
153910	ME990-3DF-153	Inlet Gasket
153915	ME904S-3F-027	Outlet Gasket
153590	ME990-106-175	Excess Flow Spring - 175 GPM (Purple)
153595	ME990-106-250	Excess Flow Spring - 250 GPM (Black)
153605	ME990-106-375	Excess Flow Spring - 375 GPM (Yellow)
153610	ME990-106-400	Excess Flow Spring - 400 GPM (Red)
153615	ME990-106-475	Excess Flow Spring - 475 GPM (Silver)
153620	ME990-106-500	Excess Flow Spring - 500 GPM (White)
153310	ME990-4F-144	Screen - Perforated Steel
153315	ME990-4F-145	Screen Cap - Perforated Steel
153265	ME990-4F-146	Screen - Locknut
153335	ME990-3F-24-150	Mounting Sleeve/Bushing



ME990S-3DF-400



ME990-PGA

MEC 3” Flanged Internal Valves

MEC 3” Double Flanged Off-Set Internal Valves					
Item Number	**Part Number**	**Liquid Closing Flow Value**	**Actuation**	**Tank Connection**	**Outlet Connection**
153695	ME990S-3DFO-250	250 GPM	Valve Only	3” Flange	3” Flange
153800	ME990S-3DFO-400	400 GPM			
153698	ME990SA-3DFO-250	250 GPM	Air With ME207		
153710	ME990SA-3DFO-400	400 GPM			
153730	ME990SAR-3DFO-250	250 GPM	Rotary With ME227		
153735	ME990SAR-3DFO-400	400 GPM			

These valves are available with Kalrez®, Neoprene, & Viton® Trims.

ME990S-3DFO Parts		
Item Number	**Part Number**	**Part Description**
150577	ME207	Air Actuator
150693	ME227	Rotary Actuator
153540	MEP990-24	Manual Latch
153560	ME990-140	Operating Lever - Standard
153570	ME990-24-VRK	Valve Complete Repair Kit
153575	ME990-24-SRK	Valve Seal Repair Kit
153580	ME990-PRK	Valve Stem Packing Repair Kit
153585	ME990-PGA	Valve Stem Packing Gland Assembly
153565	ME990-160	Fusible Link
153900	ME990-151	Stud Bolt (16 Required)
153905	ME904SK-02	Nut (16 Required)
153910	ME990-3DF-153	Inlet Gasket
153915	ME904S-3F-027	Outlet Gasket
153590	ME990-106-175	Excess Flow Spring - 175 GPM (Purple)
153595	ME990-106-250	Excess Flow Spring - 250 GPM (Black)
153605	ME990-106-375	Excess Flow Spring - 375 GPM (Yellow)
153610	ME990-106-400	Excess Flow Spring - 400 GPM (Red)
153615	ME990-106-475	Excess Flow Spring - 475 GPM (Silver)
153620	ME990-106-500	Excess Flow Spring - 500 GPM (White)
153310	ME990-4F-144	Screen - Perforated Steel
153315	ME990-4F-145	Screen Cap - Perforated Steel
153265	ME990-4F-146	Screen - Locknut
153335	ME990-3F-24-150	Mounting Sleeve/Bushing



ME990S-3DFO-400



Alternate Gland Ports (Plugged)

MEC 4” Flanged Internal Valves					
Item Number	**Part Number**	**Liquid Closing Flow Value**	**Actuation**	**Tank Connection**	**Outlet Connection**
153000	ME990-4F-375	375 GPM	Valve Only	4” Flange	4” Flange
153005	ME990-4F-500	500 GPM			
153010	ME990-4F-650	650 GPM			
153015	ME990-4F-850	850 GPM			
153180	ME990M-4F-375	375 GPM	Manual With MEP990-4F		
153185	ME990M-4F-500	500 GPM			
153190	ME990M-4F-650	650 GPM			
153195	ME990M-4F-850	850 GPM			
153060	ME990A-4F-375	375 GPM	Air With ME208SF		
153065	ME990A-4F-500	500 GPM			
153070	ME990A-4F-650/5 *	650 GPM			
153075	ME990A-4F-850	850 GPM			
153120	ME990AR-4F-375/5 *	375 GPM	Rotary With ME228		
153125	ME990AR-4F-500	500 GPM			
153160	ME990AR-4F-650	650 GPM			
153135	ME990AR-4F-850	850 GPM			
153136	ME990AR-4F-1500	1500 GPM			

** Comes with a 5 Mesh Screen.*

These valves are available with Kalrez®, Neoprene, & Viton® Trims.



ME990A-4F-500



ME990M-4F-500



ME990-4F-500

MEC 4” Flanged Internal Valve Parts

ME990-4F Parts		
Item Number	**Part Number**	**Part Description**
150579	ME208SF	Air Actuator
150695	ME228	Rotary Actuator
153240	MEP990-4F	Operating Lever
153245	ME990-4F-VRK	Rebuild Kit
153250	ME990-4F-SRK	Seal Repair Kit
153255	ME990-4F-PRK	Valve Stem Packing Repair Kit
153260	ME990-4F-PGA	Valve Stem Packing Gland Assembly
153565	ME990-160	Fusible Link
153280	ME990-4F-106-375	Excess Flow Spring - 375 GPM (Cyan)
153285	ME990-4F-106-500	Excess Flow Spring - 500 GPM (Black)
153290	ME990-4F-106-650	Excess Flow Spring - 650 GPM (Green)
153295	ME990-4F-106-850	Excess Flow Spring - 850 GPM (Yellow)
153300	ME990-4F-106-1250	Excess Flow Spring - 1250 GPM (Red)
153305	ME990-4F-106-1500	Excess Flow Spring - 1500 GPM (White)
153310	ME990-4F-144	Screen - Perforated Steel
153315	ME990-4F-145	Screen Cap - Perforated Steel
153265	ME990-4F-146	Screen Retaining Bolt
153318	ME990-4F-162	#5 Mesh Screen & Cap - Perforated Steel
153325	ME990-4F-151	Stud Bolt (8 Required)
153330	ME990-152	Heavy Flange Nut (8 Required)
153905	ME904SK-02	Flange Nut (8 Required)
153335	ME990-3F-24-150	Sleeve Bushing
153270	ME990-4F-153	Upper Gasket
128346	ME990-4F-172	Lower Gasket



ME208SF



MEP990-4F



ME228

Fisher Emergency Shutoff Valves & Parts

Fisher Emergency Shutoff Valves				
Item Number	Part Number	Body Size	Flow In GPM - Propane	
122586	N551-10	1 1/4” FNPT	110 @ 1 PSID	150 @ 2 PSID
122589	N551-16	2” FNPT	190 @ 1 PSID	295 @ 2 PSID
122596	N551-24	3” FNPT	580 @ 1 PSID	850 @ 2 PSID
122600	N551-24F	3” CL300 Flange	580 @ 1 PSID	850 @ 2 PSID



N551-10



N551-24F



N551 & P539A



N551 & P327D

N550 & N551 Parts			
Item Number	Part Number	Part Description	Fits
129079	T13090T0012	Packing Assembly Kit	N550
125047	RCN551T0012		N551
129078	T12963T0012	Latch Block Assembly	N550 & N551
129896	T13500T0012	Fuse Link Assembly	N550 & N551
129274	T20677T0012	Handle Only	N550 & N551
129758	T12928T0012	Handgrip Only	N550 & N551
129275	T20714T0012	Handle and Handgrip Assy.	N550 & N551

N550 & N551 Actuators & Accessories			
Item Number	**Part Number**	**Part Description**	**Fits**
122927	P327D	Actuator - Close Only	N550 & N551
122937	P539A	Actuator - Open / Close	N550 & N551
122692	P164B	50’ Cable Release Assembly	N550 & N551
122978	P551	Helper Spring Kit	N550 & N551
122979	P551A	Helper Spring Kit With P327D	N550 & N551



P327D


P551A


P164B


P539A


P551

Fisher Emergency Shutoff Valves - Railcars				
Item Number	**Part Number**	**Inlet**	**Outlet**	**Flow In GPM - Propane**
122599	N563-16	2” FNPT	2” FNPT	Flow of 413 GPM Propane
122597	N563-26		3 1/4” Male Acme	
122550	N564-16	2” FNPT	2” FNPT	Flow of 210 GPM Propane @ 14 PSID
122592	N564-18		2 1/4” Male Acme	
122588	N564-26		3 1/4” Male Acme	


N563-26

Pneumatic Operation Only.


N564-16

Typical Railcar Unloading

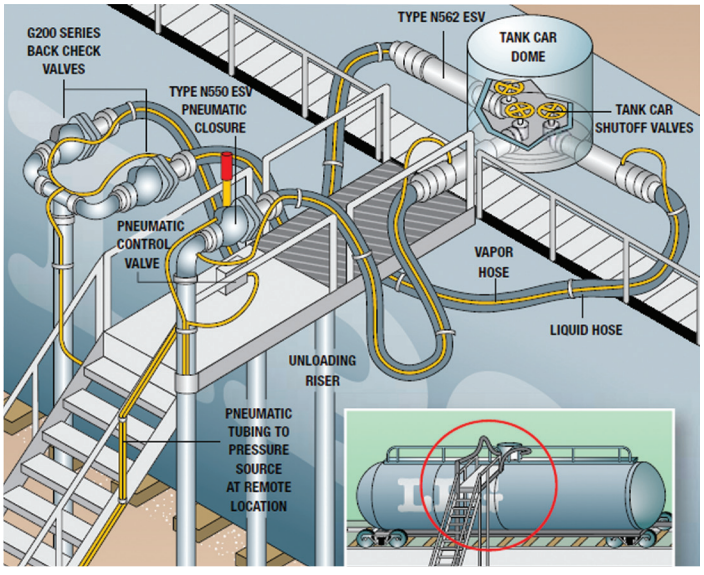

MEC Emergency Shutoff Valves						
Item Number	**Part Number**	**Body Size**	**Latch Type**	**Material**	**Flange Material**	**OAL**
154450	ME980-6	3/4" FNPT	Pneumatic	Ductile Iron	Ductile Iron	4 3/4"
154511	ME980C-6		Cable			
154460	ME980-8	1" FNPT	Pneumatic		Ductile Iron	4 3/4"
154512	ME980C-8		Cable			
154500	ME980-10	1 1/4" FNPT	Pneumatic		Ductile Iron	5 3/8"
154515	ME980C-10		Cable			
154517	ME980C-12	1 1/2" FNPT	Cable		Ductile Iron	5 3/8"
154525	ME980-16	2" FNPT	Pneumatic		Cast Steel	6 7/8"
154540	ME980C-16		Cable			
154550	ME980-24	3" FNPT	Pneumatic		Ductile Iron	9 5/8"
154565	ME980C-24		Cable			
154570	ME980-16-2F	2" - 300 Lb. Flange	Pneumatic		Ductile Iron	11 7/8"
154585	ME980C-16-2F		Cable			
154590	ME980-24-3F	3" - 300 Lb. Flange	Pneumatic		Ductile Iron	14 1/8"
154605	ME980C-24-3F		Cable			
154610	ME980-24-4F	4" - 300 Lb. Flange	Pneumatic		Ductile Iron	14 1/4"
154625	ME980C-24-4F		Cable			

To order ESV with Pneumatic Actuator add "A" after the prefix part number i.e. ME980A-10 (Available for 1 1/4" - 4").
To order ESV with Rotary Actuator add "AR" after the prefix part number i.e. ME980AR-10 (Available for 1 1/4" - 4").



ME980-6



ME980C-6



ME980-10



ME980-24



ME980C-16-2F



ME983

MEC Railcar ESV				
Item Number	**Part Number**	**Body Size**	**Closing Flow LPG**	**Operation**
154400	ME983-16/500 *	2" FNPT	500 GPM	Pneumatically

** Recommended for Vapor Service - Approx. Closing Flow 71,000 SCFH/LPG.*

MEC ESV Parts, Actuators, & Accessories

MEC ESV Parts & Repair Kits

Item Number	Part Number	Part Description	Fits
154661	ME980-6	Pneumatic Latch Assembly	3/4" & 1" ESV's
154639	ME980-904K		1 1/4" - 3" ESV's
154691	ME980-903K	Cable Latch Assembly	1 1/4" - 3" ESV's
154660	ME980-10K	Complete Valve Repair Kit	1 1/4" ESV's
154665	ME980-16K		2" ESV's
154670	ME980-24K		3" ESV's
154675	ME980-10SRK	Seal Repair Kit	1 1/4" ESV's
154680	ME980-16SRK		2" ESV's
154685	ME980-24SRK		3" ESV's
154690	ME980HRK	Handle Repair Kit	1 1/4" - 3" ESV's



ME980-904K



ME980-903K

MEC ESV Air Actuators

Item Number	Part Number	Type	Operating Pressure Limits			Fits
			Minimum	Maximum	Recommended	
150602	ME551	Air	20 PSIG	125 PSIG	20 - 25 PSIG	ME980-10, ME980-16, ME980-16-2F, ME980-24, ME980-24-3F, & ME980-24-4F
150609	ME552	Rotary	25 PSIG	125 PSIG	40 - 60 PSIG	



ME551



ME980-905



ME552



ME980-905-25

MEC ESV Accessories

Item Number	Part Number	Type	Description
154640	ME980-905	Universal ESV/Internal Valve Remote Release	No Cable
154642	ME980-905-25		W/25' Cable
154643	ME980-905-50		W/50' Cable
154645	ME980-906-25	Remote Release Cable Assembly	5/16-24UNF — 25' OAL
154647	ME980-906-50		5/16-24UNF — 50' OAL

Fisher Relief Valves & Accessories

Fisher Flush Mounted Internal Relief Valves

Item Number	Part Number	Size MNPT	Start To Discharge Setting	Flow Capacity - SCFM Air		For Tanks with Surface Area Up To *
				U.L.	ASME	
121050	H722-250	2”	250 PSIG	3,635	3,203	171 Ft²
121052	H722-265		265 PSIG	3,556	3,386	166 Ft²
121051	H722-275		275 PSIG	3,714	3,508	175 Ft²
121055	H733-250	3”	250 PSIG	10,150	9,369	598 Ft²
121062	H833N-3-265		265 PSIG	10,940	9,904	655 Ft²
121047	H733F3-250	3” CL300 RF Flange	250 PSIG	10,150	9,369	598 Ft²
121048	H733F3-265		265 PSIG	10,940	9,904	655 Ft²

** Based on UL flow capacities.*

Fisher Accessories

Item Number	Part Number	Part Description	Fits
122805	P297	Rain Cap	H722 Series
122820	P304	Wrench	
122810	P298	Rain Cap	H733 & H833 Series
122825	P305	Wrench	
122815	P299	Rain Cap	H284, H5114, &H5118 Series
127983	T1056138992	Gasket	H733F3 & H833F3 Series



P298



P299



P305



T1056138992

Fisher Large Relief Valves

Item Number	Part Number	Size MNPT	Material	Start To Discharge Setting	Flow Capacity - SCFM Air		For Tanks with Surface Area Up To [1]
					U.L.	ASME	
121003	H284-250	2”	Brass	250 psig	10,530	9,724	625 Ft²
121043	H5114-250		Stainless Steel	250 psig	10,530	9,724	625 Ft²
121045	H5114-265			265 psig	11,300	10,280	681 Ft²
121006	H5118-250 [2]			250 psig	10,530	9,724	625 Ft²
121007	H5118-265 [2]			265 psig	11,300	10,280	681 Ft²

1. *Based on UL flow capacities.*
2. *For Mobile Applications Only.*



H722-250



H732-250



H733F3-250



H284-250



H5118-250

Poppet Stamping.



H5118

Fisher Bulk Plant Relief Valve & Accessories

Fisher Bulk Plant Relief Valve

Item Number	Part Number [1]	Container Connection	Discharge Set Pressure	Replacement Pilot Type Number	Listing / Approval	Flow Rate - Air
121032	63EGLP-250	4" CL300 RF Flange	250 PSIG	6358EBLP-250	UL & ASME Sect VIII - Div. I	38,794 [2]
131038	63EGLP-EB2		130 - 200 PSIG	6358EBLP-2	ASME Sect VIII - Div. I	13,045 - 51,944 [3]
131036	63EGLP-EB3		180 - 350 PSIG	6358EBLP-3		

1. *All are NPS 4 CL300 Flange connections. For NPS 3 flanged connection, a NPS 4 x 3 flange reducer, ERAA07058A0 is available.*
2. *Capacity based on 20% over set pressure. UL-32 Standard.*
3. *Capacity based on 20% over set pressure. ASME Flow Rate (SCFM Air) = 111.78 x [(Set Pressure (psig) x 1.2) + 14.7].*



63EGLP-250

Replacement Pilot

Item Number	Part Number	Part Description
121031	6358EBLP-250	Replacement Pilot For 63EGLP-250



6358EBLP-250

Relief Valve Rain Cap

Item Number	Part Number	Minimum O D	Maximum O D
651000	703-1500	1 1/2"	1 11/16"
651020	703-1501	1 3/4"	1 15/16"
651030	703-1502	2"	2 3/16"
651040	703-1503	2 1/4"	2 7/8"
651050	703-1504	2 1/2"	2 11/16"
651060	703-1505	2 3/4"	2 15/16"
651070	703-1506	3"	3 3/16"
651080	703-1508	3 1/2"	3 11/16"



EMT Tubing & Fitting

Item Number	Part Number	Part Description
651085	-----	3" EMT Tubing 10' Section
651086	EMT300RTC	Connects Tubing to Pipeaway

Pipeaway Adaptor

Item Number	Part Number	Inlet & Outlet
122615	MEP104-24	3" FNPT

MEC Relief Valve Manifold & Relief Valves

MEC Mini Quad-Port Relief Valve Manifold

Item Number	Part Number	Tank Connection	No. of Relief Valves	[1] Flow Capacity SCFM/Air @ 120% of Set Pressure UL Rating	Factory Installed Relief Valve	
					Start-to-Discharge Setting PSIG	Part Number
110840	ME904S-16	2" MPNT	---	-----	-----	----
150829	ME903S-16B/250		3	9,320 (2)	250	MEV125B/250
150831	ME904S-16B/250		4	12,481 (3)	250	MEV125B/250

1. Flow rating based on number of valves indicated in parentheses ()
Flow rates are shown for bare relief valves; pipeaways will reduce flow.
2. To order Viton® seal materials add "VM" after the prefix Part Number - i.e. ME904S-16B/250VM
Viton® is a trademark of DuPont Performance Elastomers.



ME904S-16

ME904S-16 is Manifold Only.



ME903S-16B/250

MEC External Relief Valves

Item Number	Part Number	Application	Container Connection	Relief Setting	Flow Capacity - SCFM / Air [1] U.L. @ 120% Set Pressure	Suitable For Tanks w/Surface Area Up To: [2]
150833	MEV125B/250	Storage Tanks	1 1/4" MNPT	250 PSIG	6,330	340

1. Flow rates are shown for bare relief valves; pipeaways will reduce flow.
2. Per NFPA pamphlet 58, table 5.7.2.6 area shown is for UL or ASME flow rating, whichever is larger.



MEV125B/250

Relief Valve Accessories

Item Number	Part Number	Part Description
110847	ME904S-16-118	Plug w/Safety Notice
110848	MEP178	Pipeaway w/2" FNPT Outlet
150835	MEP178K	Pipeaway Adapter & Stabilizer Kit
110849	MEV125-109	Raincap for MEV125B



ME904S-16-118

MEC Relief Valve Manifold & Relief Valves

MEC Quad-Port Relief Valve Manifold

Item Number	Part Number	Flange Size	No. of Relief Valves	Flow Capacity SCFM/Air [2] U.L. @ 120% Set Pressure	Factory Installed Relief Valve		
					Seat Material	Start-to-Discharge Setting PSIG	Part Number
150815	ME904S-3F/250VM	3" 300# [1]	4	27,740 (3)	Viton®	250	MEV250VM/250
150820	ME904S-4F/250VM	4" 300#					MEV250VM/250

1. *For use with modified 300 # ANSI Flange with 4" port.*
2. *Flow rating based on number of valves indicated in parentheses ()*
   Flow rates are shown for bare relief valves; pipeaways will reduce flow.



Large port handle & easy to read port indicators.

ME904S-4F/250VM



MEV250VM/265

MEC External Relief Valves

Item Number	Part Number	Application	Size MNPT	Relief Setting	Flow Capacity - SCFM Air [1] U.L. @ 120% Set Pressure	Suitable for Tanks w/Surface Area Up To: [2]	Trim Material
121094	MEV250VM/250	Stationary Tanks	2 1/2"	250 PSI	10,333	610 Sq Ft.	Viton®
121096	MEV250VM/265			265 PSI	10,948	655 Sq Ft.	

1. *Flow rates are shown for bare relief valves; pipeaways will reduce flow.*
2. *Per NFPA Code #58, Table 5.9.2.6 (2017 Edition) area shown is for UL or ASME flow rating, whichever is larger.*

Viton® is a trademark of DuPont Performance Elastomers.

Replacement Gaskets For Quad-Port

Item Number	Part Number	Part Description
153915	ME904S-3F-027	3" Replacement Gasket
151228	ME904S-4F-027	4" Replacement Gasket



ERSA03240A0

MEC Relief Valves & Accessories

MEC Internal Relief Valves

Item Number	Part Number	Application	Size MNPT	Relief Setting	Flow Capacity - SCFM / Air [3] UL @ 120% Set Pressure	Trim Material
121067	MEV200FIR/250	Bobtail & Transport Tanks	2" MNPT	250 PSI	4,460	Nitrile
121068	MEV200FIR/265			265 PSI	4,670	
121088	MEV200SSIR/265 [2]			265 PSI	4,670	
121092	MEV200FIRV/250			250 PSI	4,460	Viton®
121093	MEV200FIRV/265			265 PSI	4,670	
121095	MEV200FIRK/250 [1]			250 PSI	4,460	Kalrez®
121097	MEV200FIRK/265 [1]			265 PSI	4,670	
121069	MEV300FIR/250		3" MNPT	250 PSI	10,865	Nitrile
121070	MEV300FIR/265			265 PSI	11,600	
121074	MEV300FIRV/250			250 PSI	10,865	Viton®
121076	MEV300FIRV/265			265 PSI	11,600	
121072	MEV300FIRK/250 [1]			250 PSI	10,865	Kalrez®
121071	MEV300FIRK/265 [1]			265 PSI	11,600	
121073	MEV300FIR-3F/250		3" 300 LB. Flange	250 PSI	10,865	Nitrile
121075	MEV300FIR-3F/265			265 PSI	11,600	
121077	MEV300FIRV-3F/250			250 PSI	10,865	Viton®
121079	MEV300FIRV-3F/265			265 PSI	11,600	
121081	MEV300FIRK-3F/250 [1]			250 PSI	10,865	Kalrez®
121083	MEV300FIRK-3F/265 [1]			265 PSI	11,600	

1. *Seat Material not UL Listed.*
2. *Stainless Steel material for Mobile Applications.*
3. *Flow rates are shown for bare relief valves.*

Viton® & Kalrez® are trademarks of DuPont.



MEV200FIR/250



MEV200SSIR/250



MEV300FIR/250



MEV300FIR-3F/265

MEC Accessories

Item Number	Part Number	Part Description	Fits
150855	MEV200FIR-09	Rain Cap	MEV200 Series
122821	MEP200FIR	Wrench	
121089	MEV300FIR-09	Rain Cap	MEV300 Series
122826	MEP300FIR	Wrench	
127983	T10561-38992	3" Flange Gasket	MEV300-3F Series



MEP200FIR



T1056138992



MEV200FIR-09

Liquid Level Vent Valves			
Item Number	**Part Number**	**Description**	**Connection**
111405	A1910S	Fixed Liquid Level Gauge - 12” Diptube	1/4” MNPT
111410	A1911	Liquid Level Valve - Knurled Handle	
111411	A1912	Liquid Level Valve - Tee Handle	
121141	MEJ402S	Liquid Level Valve - Tee Handle	
121148	MEJ415	Liquid Level Valve	3/4” MNPT
110438	MEJ415-1	MEJ415 with 0-400 PSIG Pressure Gauge & A1911	
110439	MEJ415-2	MEJ415 with 0-300 PSIG Pressure Gauge & MEJ400	
121142	MEJ415G	MEJ415 with 0-400 PSIG SS Pressure Gauge & MEJ402S	
150503	ME830	Two 1/4” FNPT Connections, One 1/8” Dip Tube Connection, & A Stainless Steel Vent Valve	


A1910S


A1911


A1912


MEJ402S


MEJ415


MEJ415-2


MEJ415G


ME830

Container Thermometers				
Item Number	**Part Number**	**Tank Connection**	**Dial Diameter**	**Stem Length**
121245	ST-J700	1/2” MNPT	2”	4”
121250	ST-J701			6”
121255	MEJ701			
121252	MEJ702		3”	4”
121258	MEJ703			6”



ST-J700

Steel Excess Flow Valves

Item Number	Part Number	Application	Inlet Connection	Outlet Connection	U. L. Closing Flow - LP (Horizontal)			PSID
					Liquid	Vapor SCFH		
						25 PSIG Inlet	100 PSIG Inlet	
111340	A1706	Tanks (Full or Half Couplings)	1 1/4" MNPT	1 1/4" MNPT	53 GPM	2,650	4,500	6.0
111356	AL1710		2" MNPT	2" FNPT	101 GPM	18,350	31,200	6.5
111381	A1717-1120				122 GPM	19,985	33,980	6.5
111361	AL1711		2" MNPT	2" MNPT x 1 1/4" FNPT	101 GPM	18,350	31,200	6.5
111382	A1715-225		3" MNPT	2" MNPT	239 GPM	47,800	83,000	7.0
111365	A1713-225		3" MNPT	3" MNPT x 2" FNPT	239 GPM	47,800	83,000	6.0

Questions Regarding Excess Flows — Refer To NFPA58 Or Refer To Local Authority Having Jurisdiction.



A1717



AL1710



A1713

Fisher Steel Excess Flow Valves

Item Number	Part Number	Application	Inlet Connection	Outlet Connection	UL Rated Closing Flow - Propane (Horizontal)			Differential Pressure
					Liquid GPM	Vapor SCFH		
						25 PSIG Inlet	100 PSIG Inlet	
120720	F190	Tanks * (Full or Half Coupling)	2" MNPT	2" MNPT x 1 1/4" FNPT	80	15,400	26,250	3.7 PSID
120725	F191				105	18,800	32,000	8.9 PSID
120730	F194		3" MNPT	2" MNPT	165	32,800	55,950	3.1 PSID
120735	F195				260	50,650	86,350	6.9 PSID
120740	F198		3" MNPT	3" MNPT x 2" FNPT	165	33,000	56,250	3.1 PSID
120745	F199				260	49,500	84,350	7.1 PSID

** LPG Or NH3 Service.*



F190

Working Pressure 250 PSIG.

Brass Excess Flow Valves

Fisher Brass Excess Flow Valves

Item Number	Part Number	Application	Inlet Connection	Outlet Connection	UL Rated Closing Flow - Propane (Horizontal)			Differential Pressure
					Liquid GPM	Vapor SCFH		
						25 PSIG	100 PSIG	
120680	F138	In-Line	1/4" MNPT	1/4" FNPT	1.8	377	641	1.4 PSID
120747	F202		Male POL	1/2" SAE Flare	1.9	634	1,100	2.6 PSID
120685	F170	Tanks (Full or Half Coupling)	3/4" MNPT	3/4" FNPT	6.6	1,184	2,012	1.2 PSID
120610	F100				8.4	2,010	3,417	2.4 PSID
120615	F101				20	3,459	5,880	8.5 PSID
120620	F102		1 1/4" MNPT	1 1/4" FNPT	33	6,300	10,630	10.7 PSID
120625	F105				55	9,982	16,967	10.7 PSID
120630	F106		2" MNPT	2" FNPT	85	18,513	31,467	2.6 PSID
120635	F107				100	20,796	35,349	3.6 PSID
120650	F130	In-Line	1" FNPT	1" FNPT	25	5,287	8,986	3.3 PSID
120655	F131		1 1/2" FNPT	1 1/2" FNPT	60	11,694	19,877	4.7 PSID
120660	F132		2" FNPT	2" FNPT	96	19,874	33,877	2.1 PSID
120665	F133				155	29,202	49,718	4.2 PSID
120670	F134	Tanks (Full or Half Coupling)	1 1/2" MNPT x 1" FNPT	1" FNPT	28	5,181	8,806	2.7 PSID
120675	F135		2 1/2" MNPT x 1 1/2" FNPT	1 1/2" FNPT	60	12,000	20,290	5.2 PSID



F138



F100



F130



F134



F202

Working Pressure 250 PSIG.

MEC Excess Flow Valves

Item Number	Part Number	Inlet Connection	Outlet Connection	Closing Flow GPM Propane	Material
155001	ME880-4/1.8	1/4” MNPT	1/4” FNPT	1.8	Brass
150636	ME880-6/4.6	3/4” MNPT	3/4” FNPT	4.6	
150631	ME880-6/14	3/4” MNPT	3/4” FNPT	14	
155007	ME880-6/17	3/4” MNPT	3/4” FNPT	17	
150625	ME880-6/22	3/4” MNPT	3/4” FNPT	22	
155009	ME880-6/28	3/4” MNPT	3/4” FNPT	28	
155011	ME880-10/32	1 1/4” MNPT	1 1/4” FNPT	32	
150746	ME880-10/42	1 1/4” MNPT	1 1/4” FNPT	42	
155015	ME880-16/80	2” MNPT	2” FNPT	80	
155017	ME880-16/105	2” MNPT	2” FNPT	105	
150724	ME880-16/114	2” MNPT	2” FNPT	114	
155019	ME880-16/140	2” MNPT	2” FNPT	140	
155020	ME880S-6/4.6	3/4” MNPT	3/4” FNPT	4.6	Steel
150744	ME880S-6/14	3/4” MNPT	3/4” FNPT	14	
155024	ME880S-6/17	3/4” MNPT	3/4” FNPT	17	
150741	ME880S-6/22	3/4” MNPT	3/4” FNPT	22	
150226	ME880S-6/28	3/4” MNPT	3/4” FNPT	28	
155028	ME880S-10/32	1 1/4” MNPT	1 1/4” FNPT	32	
150755	ME880S-10/42	1 1/4” MNPT	1 1/4” FNPT	42	
155032	ME880S-16/80	2” MNPT	2” FNPT	80	
155034	ME880S-16/105	2” MNPT	2” FNPT	105	
155036	ME880S-16/114	2” MNPT	2” FNPT	114	
155038	ME882S-16/80	2” MNPT	2” MNPT	80	
155040	ME882S-16/105	2” MNPT	2” MNPT	105	
155042	ME882S-16/114	2” MNPT	2” MNPT	114	
155044	ME880S-24/265	3” MNPT	3” FNPT	265	
155046	ME880S-24/350	3” MNPT	3” FNPT	350	
155048	ME882S-24/265	3” MNPT	3” MNPT / 2” MNPT	265	
155050	ME882S-24/350	3” MNPT	3” MNPT / 2” MNPT	350	



ME880-16



ME880S-16



ME882S-16

Liquid Butane Capacity = Flow Rate x .94

Steel Excess Flow & Back Check Valves

MEC Stainless Steel Excess Flow Valves

Item Number	Part Number	Inlet Connection	Outlet Connection	Closing Flow GPM Propane
155060	ME880SS-6/4.6	3/4” MNPT	3/4” FNPT	4.6
155062	ME880SS-6/14	3/4” MNPT	3/4” FNPT	14
155064	ME880SS-6/17	3/4” MNPT	3/4” FNPT	17
155066	ME880SS-6/22	3/4” MNPT	3/4” FNPT	22
155068	ME880SS-6/28	3/4” MNPT	3/4” FNPT	28
155070	ME880SS-10/32	1 1/4” MNPT	1 1/4” FNPT	32
155072	ME880SS-10/42	1 1/4” MNPT	1 1/4” FNPT	42
155074	ME880SS-16/80	2” MNPT	2” FNPT	80
155076	ME880SS-16/105	2” MNPT	2” FNPT	105
155078	ME880SS-16/114	2” MNPT	2” FNPT	114



ME880SS-16

Liquid Butane Capacity = Flow Rate x .94

Steel Back Check Valves

Item Number	Part Number	Application	Connection	Connection	Propane Flow Capacity @ 10 PSIG Differential
111383	A1725	Tanks or In-Line	3/4” MNPT	3/4” FNPT	21 GPM
111385	A1727		1 1/4” MNPT	1 1/4” FNPT	55 GPM
111390	A1728		2” MNPT	2” FNPT	150 GPM
111395	A1729		3” MNPT	3” FNPT	250 GPM
111400	A1733		2” MNPT	2” MNPT	150 GPM
111398	A1730	In-Line Full Flow Swing Check	1 1/4” FNPT	1 1/4” FNPT	-----
111399	A1731		1 1/2” FNPT	1 1/2” FNPT	-----



A1729



A1730



A1733

O-Rings For Back Checks

Item Number	Part Number	Fits	Part Description
113018	P5-149-R1	A1725	O-Ring
119443	P5-077-R2	A1727	
113005	P5-134-R0	A1728	
119479	P5-184-R0	A1729	
113005	P5-134-R0	A1733	

Fisher Back Check Valves

Item Number	Part Number	Inlet Connection	Outlet Connection	Propane Flow Capacity @ 10 PSIG Differential Pressure	Seat Construction	Material
120800	G100	3/4" MNPT	3/4" FNPT	21 GPM	Metal to Metal	Brass
120805	G101	1 1/4" MNPT	1 1/4" FNPT	55 GPM		
120827	G102	2" MNPT	2" FNPT	150 GPM		
120832	G109	2" FNPT	2" FNPT	150 GPM		
120810	G112	2" MNPT	2" FNPT	150 GPM		Steel
120815	G104	3" MNPT	3" FNPT	250 GPM		
120820	G105	2" MNPT	2" MNPT x 1 1/4" FNPT	137.5 GPM	Soft Seat	Steel
120825	G106	3" MNPT	2" MNPT	254 GPM		
120830	G107	3" MNPT	3" MNPT x 2" FNPT	254 GPM		
120840	G200-10	1 1/4" FNPT	1 1/4" FNPT	190 GPM		Ductile Iron
120850	G201-10 *					
120845	G200-16	2" FNPT	2" FNPT	350 GPM		
120855	G201-16 *					
120847	G200-24	3" FNPT	3" FNPT	800 GPM		
120860	G201-24 *					

** Has a Built-In Flow Indicator Mechanism.*



G100



G105



G200-16



G201-16

MEC Swing Check Valves

Item Number	Part Number	Inlet Connection	Outlet Connection	Material	OAL
154163	ME981-6	3/4" FNPT	3/4" FNPT	Ductile Iron	4 3/4"
154168	ME981-8	1" FNPT	1" FNPT		
154175	ME981-10	1 1/4" FNPT	1 1/4" FNPT	Ductile Iron	5 3/8"
154180	ME981-16	2" FNPT	2" FNPT	Cast Steel	6 7/8"
154190	ME981-24	3" FNPT	3" FNPT	Ductile Iron	9 5/8"
154205	ME981-901	Dial Indicator for 1 1/4" to 3" Valves			

Has a Built-In Flow Indicator Mechanism.



ME981-6



ME981-10

MEC Back Check Valves

Item Number	Part Number	Inlet Connection	Outlet Connection	Propane Flow @ 10 PSIG Pressure Differential	Bonded Soft Seat	Material
147873	ME870-6	3/4” FNPT	3/4” MNPT	24	No	Brass
147870	ME870-10	1 1/4” FNPT	1 1/4” MNPT	61	No	
147875	ME870-16	2” FNPT	2” MNPT	187	No	
148488	ME870S-6	3/4” FNPT	3/4” MNPT	24	No	Steel
148490	ME870S-10	1 1/4” FNPT	1 1/4” MNPT	61	No	
148503	ME870SBN-10	1 1/4” FNPT	1 1/4” MNPT	187	Yes	
148500	ME870S-16	2” FNPT	2” MNPT	187	No	
148501	ME870SBN-16	2” FNPT	2” MNPT	187	Yes	
148520	ME872S-16	2” MNPT	2” MNPT	187	No	
148505	ME870S-24	3” FNPT	3” MNPT	449	No	
148507	ME870SBN-24 *	3” FNPT	3” MNPT	449	Yes	
148509	ME872S-24	2” FNPT/3” MNPT	3” MNPT	449	No	
148512	ME872SBN-24	2” FNPT/3” MNPT	3” MNPT	449	Yes	
155090	ME870SS-6	3/4” FNPT	3/4” MNPT	24	No	Stainless Steel
155092	ME870SS-10	1 1/4” FNPT	1 1/4” MNPT	61	No	
155094	ME870SS-16	2” FNPT	2” MNPT	187	No	

** Use for high flow transport applications.*



ME870-16
Shown with O-Ring Soft Seat.



ME870S-16
Shown with O-Ring Removed for Metal-to-Metal Seat.



ME870SBN-24
Shown with Bonded Soft Seat.

Liquid Butane Capacity = Flow Rate x .94



ME872S-24

MEC Back Check Parts

Item Number	Part Number	Part Description
148514	ME870-6-06	3/4” O-Ring
148516	ME870-10-06	1 1/4” O-Ring
148158	ME870-16-06	2” O-Ring
147967	ME870-24-06	3” O-Ring

Strainers, Strainer Gaskets, & Strainer Screens

Y-Strainers

Item Number	Part Number	Size MNPT	Mesh Size	Plug Size
200710	P.25-20	1/4” FNPT	20	3/8”
200714	ME650S	1/2” FNPT	40	1/2”
200716	ME651S	3/4” FNPT		
200718	ME652S/20	1” FNPT	20	3/4”
200712	ME652S		40	
200720	ME653S/20	1 1/4” FNPT	20	3/4”
200707	ME653S		40	
200722	ME654S/20	1 1/2” FNPT	20	1”
200728	ME654S		40	
200723	ME655S/20	2” FNPT	20	1”
200725	ME655S		40	
200732	ME656S/20	3” FNPT	20	1 1/4”
200726	ME656S		40	
200730	ME656S-3F	3” 300# Flange	40	1 1/4”
200782	ME656S-4F	4” 300# Flange	40	1 1/4”

Plugs Sold Separately on Page 50.



ME655S/20



ME656S/20



ME656S-3F

Gaskets For Y-Strainers

Item Number	Part Number	Fits
200775	ME656-06	ME656S – 3” Threaded
200783	ME656S-3F-109	ME656S-3F – 3” Flanged



ME656-06

Screens For Y-Strainers

Item Number	Part Number	Mesh	Fits
200751	ME650-03	40	ME650S – 1/2” Threaded
200753	ME652-03/20	20	ME652S – 1” Threaded
200784	ME652-03	40	
200754	ME653-02/20	20	ME653S – 1 1/4” Threaded
200745	ME653-02	40	
200759	ME654-03/20	20	ME654S – 1 1/2” Threaded
200755	ME654-03/40	40	
200756	ME655-03/20	20	ME655S – 2” Threaded
200761	ME655-03	40	
200780	ME656-03	40	ME656S – 3” Threaded & Flanged
200779	ME656-03/80	80	



ME652-03

Other Mesh Screens & Gaskets are Available.

In-Line Sight Flows		
Item Number	**Part Number**	**Part Description**
111401	A1742	2” Sight Flow
150622	ME875S-16	2” Sight Flow Swing Check
111402	A1743	3” Sight Flow
150623	ME875S-24	3” Sight Flow Swing Check
150679	ME875S-3F	3” 300# Flange Sight Flow Swing Check



A1742



ME875S-16



ME875S-3F

Sight Flow Parts			
Item Number	**Part Number**	**Part Description**	**Fits**
119478	P5-176-R1	Viton® Glass O-Ring	A1742 & A1743
150673	ME875S-16-05	Replacement Glass	ME875S-16
150658	ME875S-16-06	Glass Gasket	
150659	ME875S-16-07	Glass Nitrile O-Ring	
150675	ME875S-24-05	Replacement Glass	ME875S-24 & ME875S-3F
150629	ME875S-24-06	Glass Gasket	
150649	ME875S-24-07	Glass Nitrile O-Ring	
150624	ME875S-24-2-04	Gasket - Flapper	

Viton® is a registered Trademark of DuPont Performance Elastomers.



V556CDT-H7

Needle Valves				
Item Number	**Part Number**	**Body Style**	**Inlet**	**Outlet**
118203	V556CDT-H7	Globe	1/4” MNPT	1/4” FNPT
118204	V552CDT-H7	Angle		

SS Braided Flex Connectors

Item Number	Connection Size	Length	Material
200819	3/4”	12”	Stainless Steel Double Braid w/Hex Wrenching Flats
200821		18”	
200822		24”	
200795	1”	12”	
200798		18”	
200796		24”	
200801	1 1/4”	12”	
200799		18”	
200800		24”	
200829	1 1/2”	12”	
200823		18”	
200827		24”	
200828	2”	12”	
200803		18”	
200835		24”	
200811	3”	12”	
200810		18”	
200845		24”	

Custom Sizes Available.



200799



Flex with Flanges

Flanged, Swivel, & Weld-On Ends Available.

Parking Plugs

Item Number	Part Number	Size	Material
150646	ME209	1 3/4” Male Acme	Brass
111461	A2014ST		Steel
111462	A2014B *		
111500	A2024ST	2 1/4” Male Acme	

** Includes Bolt, Nut, & Washer.*



ME209



A2014B



A2024

Static Control

Item Number	Part Number	Part Description
182050	2960-2052	30” Strap
405251	ME4H	Grounding Stud



2960-2052



ME4H
3/8”-16 Thread.

Wheel Chocks

Item Number	Part Number	Part Description	Material	Width	Length	Height
360203	WC2556A	Wheel Chocks	Rubber	7”	12 1/2”	8 3/4”
360200	ME200		Aluminum	7”	10”	7”



ME200



ME200B

Wheel Chock Bracket

Item Number	Part Number	Part Description	Height	Length	Width	Wheel Chocks Included
360205	ME200B	Holds 2 ME200 Wheel Chocks	7 3/4”	20”	7”	No
360215	ME200BK		9 3/4”	20”	8”	Yes

Wheel Chock Accessories

Item Number	Part Description
650097	Caution Chock Wheels Decal
650098	Sign Post — For Caution Wheel Chocks



650097



650098

Toolbox

Item Number	Part Number	Description	Size
755000	DUB36FM	Frame Mounted Primed Toolbox	18” x 18” x 36”
755010	DUB108	Gasket Material	108” Gasket



DUB36FM



Door Opens Down

Large Fisher Filler Valves				
Item Number	**Part Number**	**Container Connection**	**Back Check Style**	**Filling Capacity GPM Propane @ 10 PSI Differential**
120525	D138	2” MNPT x 2 1/4” Male Acme	Single	105
120535	D140		Double	100
120530	D139	3” MNPT x 3 1/4” Male Acme	Single	275
120540	D141		Double	225



D138 or D139



D140 or D141

MEC Double Back Check Fill Valve						
Item Number	**Part Number**	**Container Connection MNPT x M. Acme**	**Back Check Style**	**Propane Flow Differential Pressure**		
				10 PSI	**20 PSI**	**30 PSI**
150865	ME869-16	2” x 3 1/4”	Double	195	296	416

NOTE: For use with LPG only.



ME869-16



ME3194C



ME3197C

MEC Back Check Fill Valves				
Item Number	**Part Number**	**Container Connection**	**Back Check Style**	**Differential Flow GPM @ 10 PSI**
150864	ME3194C	3 1/4” M. Acme x 3” MNPT	Single	365
150866	ME3197C		Double	285

NOTE: For use with LPG only.

Turbo-Flo LE™ Shutoff Valve				
Item Number	Part Number	Description	Discharge @ Disconnect	Material
150271	ME807-16	Low Emission Transfer Valve 2” FNPT x 3 1/4” M. Acme Fixed	.09 CC	Ductile / Brass



ME807-16



ME806-16



ME868-16

Turbo-Flo LE™ Transfer System					
Item Number	Part Number	Inlet	Outlet	Discharge @ Disconnect	Material
150700	ME806-16	2” FNPT	3 1/4” F. Acme	.09 CC	Ductile / Brass
150840	ME806S-16				Ductile / Steel
150712	ME868-16 *	3 1/4” M. Acme	2” MNPT	3.11 CC	Brass

** Not for use in conjunction with soft seat back check.*



ME135

Turbo-Flo LE™ Accessory		
Item Number	Part Number	Description
150505	ME135	3 1/4” F. Acme x 2” MNPT Filler Coupling w/Ring & Discharge Hose — Brass Nut / Steel Stem

Turbo-Flo LE™ Transfer System Parts		
Item Number	Part Number	Part Description
150842	ME868BLK	Bypass Line Kit
150633	MEP105	Test Adapter



ME868BLK



MEP105

TriPod Safety Couplers

Item Number	Part Number	Inlet	Outlet	Flow Capacity
113045	TP0-1000	3/4" FNPT	3/4" FNPT	25 GPM
113053	TP5-1001	1" MNPT	1" MNPT	61 GPM
113054	TP6-1001			85 GPM
113061	TP7-1001	1 1/4" MNPT	1 1/4" MNPT	140 GPM
113065	TP4-1000	3" MNPT x 2" FNPT	3" MNPT x 2" FNPT	350 GPM



TP0-1000



TP6-1001



TP4-1000

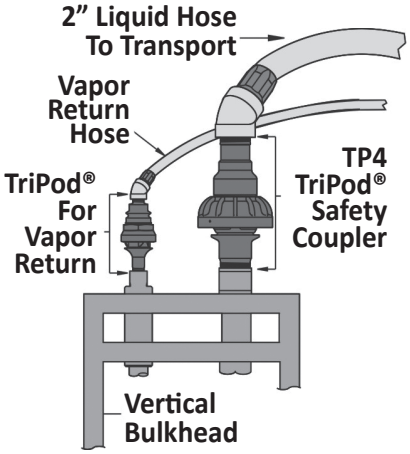

Typical Bulkhead Install

TriPod Accessories

Part Description	Item Number	Part Number	Item Number	Part Number	Item Number	Part Number	Item Number	Part Number
Female Half	113126	TP4-1100	113100	TP5-1100	113110	TP6-1100	113120	TP7-1100
Male Half	113127	TP4-1200	113105	TP5-1200	113115	TP6-1200	113125	TP7-1200
Catch Nut	113128	TP4-5011	-----	-----	-----	-----	-----	-----



Female Half



Male Half

TriPin Loading Arms

Item Number	Description
113010	Loading Arm Assembly
113011	Loading Arm Assembly with TriPods

Hoses & Bulkhead not Included.

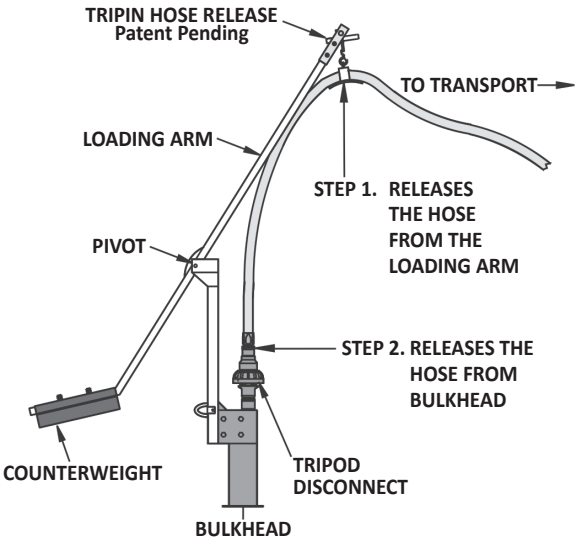

Liquid Transfer Area Bulkhead				
Item Number	**Part Number**	**Sleeve Style**	**Opening Sizes**	**Application**
790000	1000	Horizontal	2” x 1 1/4”	Storage Transfer Area
790005	1001		3” x 2”	
790010	1002	Vertical	2” x 1 1/4”	
790015	1003		3” x 2”	
790020	1006	Horizontal	2” x 1 1/4” x 3”	
790024	1007		3” x 2” x 1 1/4”	



1000
Horizontal

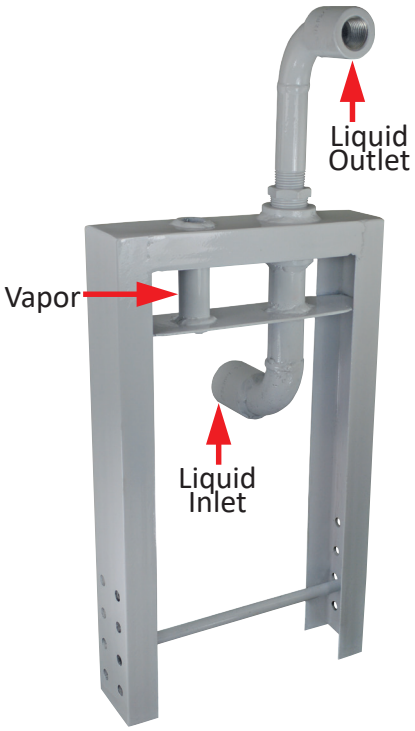

2000
Vertical Right

High-Flow Bulkhead					
Item Number	**Part Number**	**Type**	**Liquid Size**	**Vapor Size**	**Application**
790200	2000	Vertical Right	3” Inlet x 2” Outlet	1 1/4”	Storage Transfer Area
790205	2001	Vertical Left			

Type - Vertical Right is for Tanks that have the Liquid Line on the Right.

Transport & Bobtail Differences with High-Flow Bulkhead

- Saves 15 Minutes per Load/Unload. *
- Saves Electricity & Reduces Sound 40%. *
- Reduces Friction & Extends Life of Pump & Motor. *
- 37% Faster than Standard Bulkhead. *

**** Depends on Piping Layout & Pump Performance.***

LP-Gas Dispenser Kits & MEC Breakaway Couplings

Versa-Fill™ Bypass Valves - NPT Flange

Item Number	Part Number	Description	Size	Poppet Type	Standard Spring Range *
148089	ME845C-125	Bypass Valve With Out Flanges	1 1/4" - 2"	Classic Flow	90 - 125 PSI
148092	ME845C-10-125	Bypass Valve With Flanges	1 1/4"		
148099	ME845C-12-125		1 1/2"		
148091	ME845C-16-125		2"		

** Alternate spring Ranges Available.*



ME845C-10-125

Bypass Springs

Item Number	Part Number	Spring Range	Color
148068	ME840-16-108-40	20 - 40 PSI	Blue
148070	ME840-16-108-70	41 - 70 PSI	Green
148072	ME840-16-108-90	71 - 90 PSI	Yellow
148074	ME840-16-108-125	91 - 125 PSI	Orange
148076	ME840-16-108-150	126 - 150 PSI	Red



ME840-16-108-70

MEC Breakaway Couplings

Bracket Style		Lanyard Style		Connection	OAL
Item Number	Part Number	Item Number	Part Number		
150620	ME860S-6	150621	ME861S-6	3/4" FNPT	6"
150681	ME860S-8	150685	ME861S-8	1" FNPT	6 3/4"
150687	ME860S-10	-----	-----	1 1/4" FNPT	7 3/4"



ME860S-6



ME861S-6

MEC Breakaway Tool

Item Number	Part Number	Part Description
150626	MEP128-6	3/4" Breakaway Reassembly Tool



Breakaway Not Included.

MEP128-6

Parker LP-Gas Bobtail Delivery Hoses						
Item Number	**Part Number**	**Hose I.D.**	**Hose Ends**	**Hose Length (OAL)**	**Hose Type**	**Description**
187855	LP100050	1”	1” MNPT	50’	LP-Gas Hose	Assemblies are Hydrostatically Tested, Tagged, & Come with Certifications.
187875	LP100100			100’		
187880	LP100125			125’		
187884	LP100140			140’		
187885	LP100150			150’		
187892	LP100160			160’		
187886	LP100165			165’		
187887	LP100170			170’		
187889	LP100175			175’		
187890	LP100200			200’		



LP100125



DOT Tag

Parker LP-Gas Bobtail Delivery X-Treme™ Hoses						
Item Number	**Part Number**	**Hose I.D.**	**Hose Ends**	**Hose Length (OAL)**	**Hose Type**	**Description**
187980	LPXTC1100	1”	1” MNPT	100’	LP X-Treme™ Cold Hose	Assemblies are Hydrostatically Tested, Tagged, & Come with Certifications.
187985	LPXTC1125			125’		
187990	LPXTC1150			150’		
187995	LPXTC1180			180’		

Series 7132XTC is a flexible, lightweight, low temperature liquefied petroleum gas (LPG)/propane delivery and transfer hose. The construction stays flexible to -65°F (-53°C) and incorporates multiple textile plies of reinforcement for flexibility and kink resistance. The perforated cover is resistant to mild chemicals, oil and ozone.

MEC *EXCELA-WYND™* Single Hose Reel			
Item Number	**Part Number**	**Part Description**	**1" Reel Capacity**
155600	ME9000LH-17/25	Excela-Wynd™ Hose Reel with LH Type "D" Excela-Flange™ Inlet	150'



ME9000LH-17/25



ME9000WSDA



ME9000WSSA

MEC Hose Reel Accessories		
Item Number	**Part Number**	**Part Description**
155630	ME9000WSDA	Weather Shield - Diamond Plate Aluminum Bright Polished Finish
155635	ME9000WSSA	Weather Sheild - Smooth Aluminum Silver Powder Coat Finsih

Hannay Single Hose Reels							
Model Number	Frame Size	Hose Size	Reel Capacity	Model Number	Frame Size	Hose Size	Reel Capacity
PB 24-23-24	21”	1”	125 Ft.	PBGMB 24-23-24	21”	1”	125 Ft.
PB 30-23-24	27.5”		150 Ft.	PBGMB 30-23-24	27.5”		150 Ft.
PB 26-25-26	23”		150 Ft.	PBGMB 28-25-26	25.5”		200 Ft.
PB 28-25-26	25.5”	1”	200 Ft.	PBGMT 24-23-24	21”	1”	125 Ft.
PB 22-30-31	19”		250 Ft.	PBGMT 30-23-24	27.5”		150 Ft.
PB 18-33-34	14.5”		200 Ft.	PBGMT 28-25-26	25.5”		200 Ft.
PB Series Options – A, E, HD, & HDD				PBGMB & PBGMT Series Options – E & HDD			

When ordering power rewind models, prefix model number with:
A = Air Rewind — Supplied with control valve & 25” hose.
E = Explosion Proof Electric Rewind (2/3 HP) — Supplied with explosion proof switch, solenoid, & junction box.
HD = Hydraulic Rewind — Not supplied with control valve.
HDD = Direct Drive Hydraulic Rewind — Not supplied with control valve.



PB Series



PBGMT Series



SPBN Series



PBGMBSeries



SPB Series

Hannay Spring Rewind Hose Reels					
Model Number	Frame Size	Hose Size	Reel Capacity	Hose Size	Reel Capacity
SPB816-19-20-10.5J	9.25”	1/2”	35 Ft.	3/4”	25 Ft.
SPB18-25-26-10.5B	11.25”		60 Ft.		70 Ft.
SPB820-25-26-105A	13.25”		75 Ft.		85 Ft.
SPBN816-19-20-10.5J	10”	1/2”	35 Ft.	3/4”	25 Ft.
SPBN818-25-26-10.5B	12”		60 Ft.		70 Ft.

Hannay Reel Parts		
Item Number	**Part Number**	**Part Description**
146773	9917.0001	EXPB-2A 12V Switch
146777	9917.0014	Internal Switch
150703	MEP-RDC1	Cover For Red Dot Switch
146808	9917.0021	50 Amp Breaker For 1/2 HP
146827	9917.0022	70 Amp Breaker For 2/3 HP
146793	9917.0024	Circuit Breaker Mounting Bracket
146868	9915.0003	1/2 HP Explosion Proof Motor
146822	9915.0010	2/3 HP Explosion Proof Motor
146772	9916.0070	572000 Brushes Pair of 2
146817	9917.0200	EPS-1 Switch Complete
150701	MEP-GMC1	Cover For EPS-1
146812	9917.0004	Switch w/Rubber Cap
146814	9917.0008	Rubber Cap Replacement
146766	9902.1400	1” Bearing Complete
146787	9902.1500	1” Bearing Insert
146779	9902.1612	1 1/2” Bearing Complete
146767	9902.1710	1 1/2” Bearing Insert



9917.0001


MEP-RDC1
Cover Only.


9917.0014


9917.0200


MEP-GMC1
Cover Only.



9917.0021


9917.0008


9917.0004


9915.0003


9916.0070


9902.1610


9902.1700

Hannay Guidemaster® GM-700 Parts List

Reference: ISO 195 2.24

When Ordering Parts:
Be Sure to Specify Complete Model Number & Serial Number Of Reel.
USE PART NUMBER!

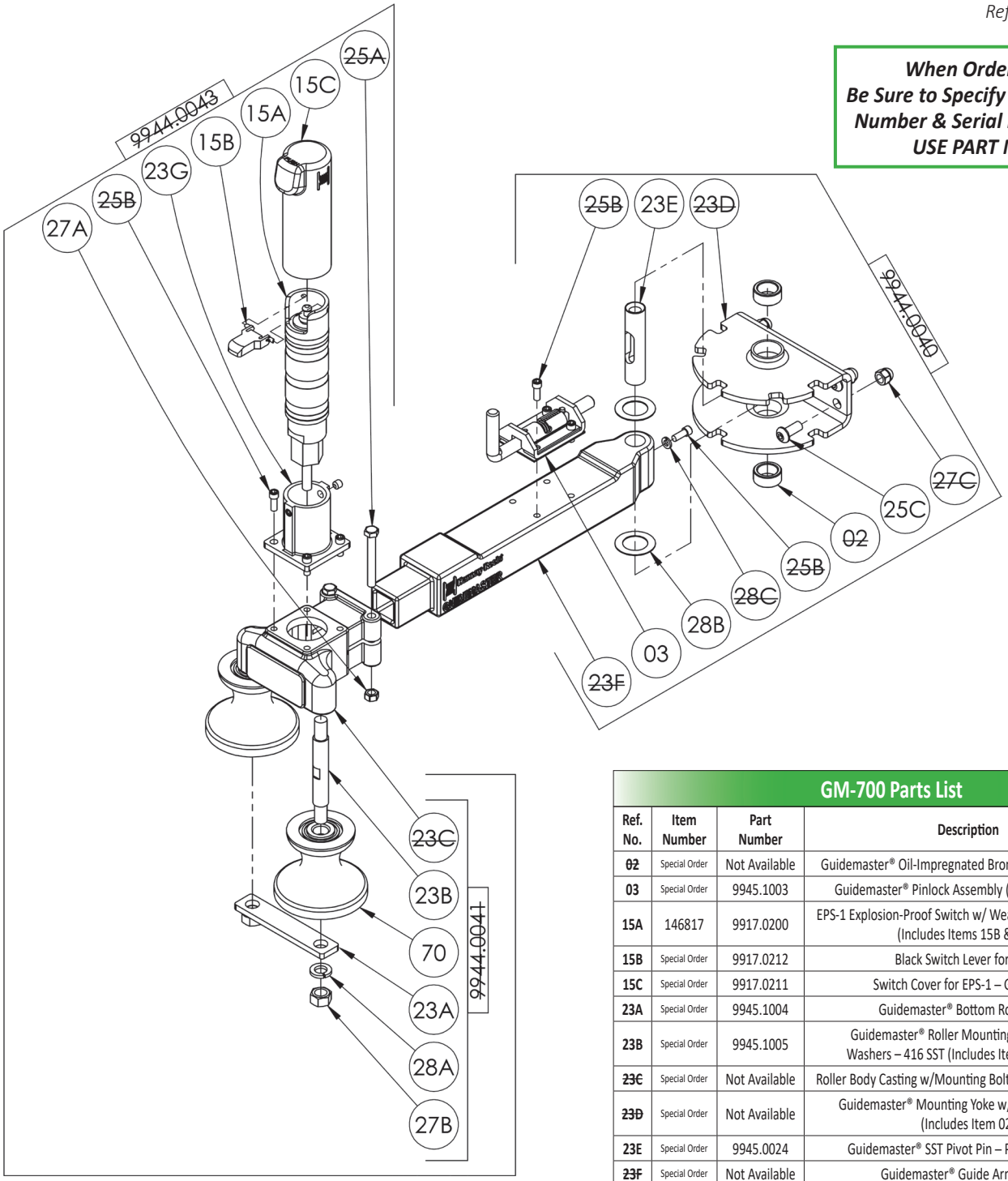

PLEASE NOTE:

The GM-700 is obsolete. Limited parts are available.

Parts no longer available are indicated.

Please see ISO 267 for the latest Guidemaster® - the GM-X (2nd Generation).

GM-700 Parts List

Ref. No.	Item Number	Part Number	Description	Qty.
~~02~~	Special Order	Not Available	Guidemaster® Oil-Impregnated Bronze Bushing For Yoke	2
03	Special Order	9945.1003	Guidemaster® Pinlock Assembly (SST "Slam Latch")	1
15A	146817	9917.0200	EPS-1 Explosion-Proof Switch w/ Weather-Resistant Cover (Includes Items 15B & 15C)	1
15B	Special Order	9917.0212	Black Switch Lever for EPS-1	1
15C	Special Order	9917.0211	Switch Cover for EPS-1 – Gray EPDM	1
23A	Special Order	9945.1004	Guidemaster® Bottom Roller Plate	1
23B	Special Order	9945.1005	Guidemaster® Roller Mounting Pin w/Nuts & Washers – 416 SST (Includes Items 27B & 28A)	2
~~23C~~	Special Order	Not Available	Roller Body Casting w/Mounting Bolts (Includes Item 25A)	1
~~23D~~	Special Order	Not Available	Guidemaster® Mounting Yoke w/Bronze Bushings (Includes Item 02)	1
23E	Special Order	9945.0024	Guidemaster® SST Pivot Pin – Per P23A-00440	1
~~23F~~	Special Order	Not Available	Guidemaster® Guide Arm Casting	1
23G	146834	9917.0207	Guidemaster® Switch Mounting Bracket w/Hardware – Per P23A-00380	1
~~25A~~	Special Order	Not Available	5/16"-24 x 2 1/2" SST Hex Head Cap Screw w/Nut (Includes Item 27A)	2
~~25B~~	Special Order	Not Available	1/4"-20 x 5/8" SST Socket Head Cap Screw	9
25C	Special Order	9945.0010	3/8"-16 x 7/8" Button Socket Head Cap Screw w/Nylok	4
27A	Special Order	9945.0027	5/16"-24 Hex Nut (Plated)	2
27B	Special Order	9960.0018	1/2"-13 SST Hex Nut	2
~~27C~~	Special Order	Not Available	3/8"-16 Acorn Nut (Plated)	4
28A	Special Order	9954.0030	1/2" Split Lock Washer (Armor Coat)	2
28B	Special Order	9954.0037	SST Spacer (1 5/8" O.D. x 1" I.D. x 20 GA)	2
~~28C~~	Special Order	Not Available	1/4" Lock Washer	1
70	146882	9945.1000	Guidemaster® Hourglass Roller w/Bearings (Zamek)	2

Hannay Guidemaster® GM-X Parts List

Reference: ISO 267 2.24

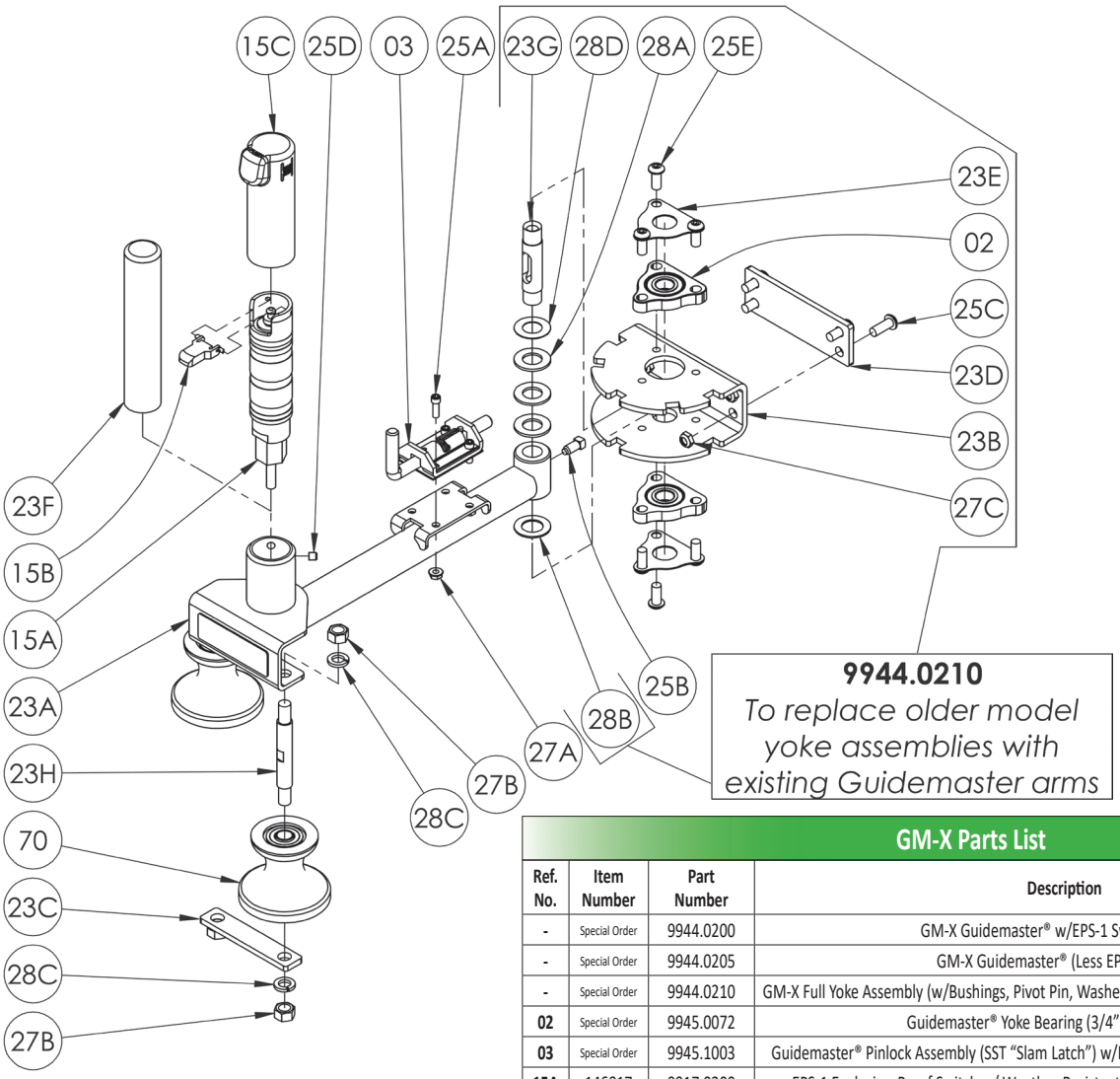

GM-X Parts List

Ref. No.	Item Number	Part Number	Description	Qty.
-	Special Order	9944.0200	GM-X Guidemaster® w/EPS-1 Switch & Cover	-
-	Special Order	9944.0205	GM-X Guidemaster® (Less EPS-1 Switch)	-
-	Special Order	9944.0210	GM-X Full Yoke Assembly (w/Bushings, Pivot Pin, Washer, Mounting Spacer Plate, & Hardware)	-
02	Special Order	9945.0072	Guidemaster® Yoke Bearing (3/4" I.D.) w/Housing	2
03	Special Order	9945.1003	Guidemaster® Pinlock Assembly (SST "Slam Latch") w/Hardware (Includes Items 25A & 27A)	1
15A	146817	9917.0200	EPS-1 Explosion-Proof Switch w/ Weather-Resistant Cover (Includes Items 15B & 15C)	1
15B	Special Order	9917.0212	Black Switch Lever for EPS-1	1
15C	Special Order	9917.0211	Switch Cover for EPS-1 – Gray EPDM	1
23A	146834	9944.0207	GM-X Guidemaster® Tubular Weldment Arm – Only	1
23B	Special Order	9945.0002	Guidemaster® Mounting Yoke – 2nd Generation	1
23C	Special Order	9945.1004	Guidemaster® Bottom Roller Plate	1
23D	Special Order	9945.0070	Guidemaster® Channel Mounting Spacer (2" x 6" x 1/4" Thick)	1
23E	Special Order	9945.0071	Guidemaster® Stainless Steel Cover Plate for Yoke Bearing	2
23F	Special Order	9945.0046	Guidemaster® GM-X Grip Handle (1 1/2" Dia. SST Tubing x 7 1/2" Long) – For Use w/out EPS-1 Switch	1
23G	Special Order	9945.0025	Guidemaster® SST Pivot Pin w/Square Head Screw (Includes Item 25B)	1
23H	Special Order	9945.1005	Guidemaster® Roller Mounting Pin w/Nuts & Washers – 416 SST (Includes Items 27B & 28C)	2
25A	Special Order	9945.0054	1/4"-20 x 3/4" SST Socket Head Cap Screw (For Pinlock)	4
25B	Special Order	9945.0053	3/8"-16 x 3/4" Square Head Set Screw with 1/4" Dog Point	1
25C	Special Order	9945.0058	3/8"-16 x 1" Button Socket Cap Screw (Armor Coat)	4
25D	Special Order	9958.0006	5/16"-18 x 5/16" Allen Set Screw (SST) w/Nylok	2
25E	Special Order	9945.0010	3/8"-16 x 7/8" Button Socket Cap Screw w/Nylok	6
27A	Special Order	9904.6000	1/4"-20 Small Flange Spinlock Nut (Armor Coat)	4
27B	Special Order	9954.0036	1/2"-13 Hex Nut (Armor Coat)	4
27C	Special Order	9960.0099	3/8"-16 Stainless Steel Thin Nylon Lock Nut	4
28A	Special Order	9954.0041	Stainless Steel Washer (1 1/2" O.D. x 13/16" I.D. x 0.102" Thick)	3
28B	Special Order	9954.0039	Bronze Thrust Washer (1 1/2" O.D. x 7/8" I.D. x 16 GA)	1
28C	Special Order	9954.0030	1/2" Split Lock Washer (Armor Coat)	4
28D	Special Order	9954.0040	Stainless Steel Washer (1 1/2" O.D. x 13/16" I.D. x 1/32" Thick)	1
70	146882	9945.1000	Guidemaster® GM-X Hourglass Roller w/Bearings (Zamak)	2

When Ordering Parts:
Be Sure to Specify Complete Model Number & Serial Number Of Reel.
USE PART NUMBER!

Hannay Guidemaster® Bracket Parts List

Reference: ISO 200 10.21

Bottom Wind Parts List

Ref. No.	Item Number	Part Number	Description	Qty.
25B	Special Order	9904.2204	3/8”-16 x 1 1 /2” Spinlock Bolt	4
25B	Special Order	9960.0015	3/8”-16 x 1 1 /2” Stainless Steel Hex Head Bolt	4
27	Special Order	9904.6200	3/8”-16 Spinlock Nut	4
27	Special Order	9960.0091	3/8”-16 Stainless Steel Spinlock Nut	4
28A	Special Order	9940.0025	Spacer Block (1.5” x 1.62”) - Per P28A-00650	4
28B	Special Order	9960.0010	3/8” Stainless Steel Flat Washer (For Use w/SST bolts) (Not Shown)	4
82	Special Order	9945.0048	GM Cross Member Bracket (Powder Coat) - Per P28A-00040 (Specify Model)	1
82	Special Order	9945.0047	GM Cross Member Bracket (304 SST) - Per P28A-00040 (Specify Model)	1

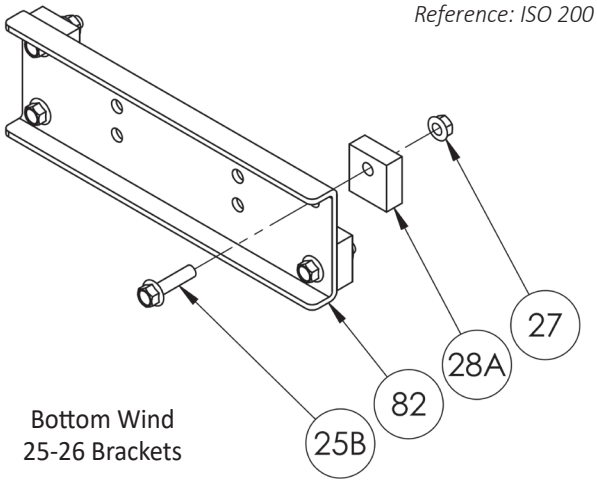

Bottom Wind
25-26 Brackets

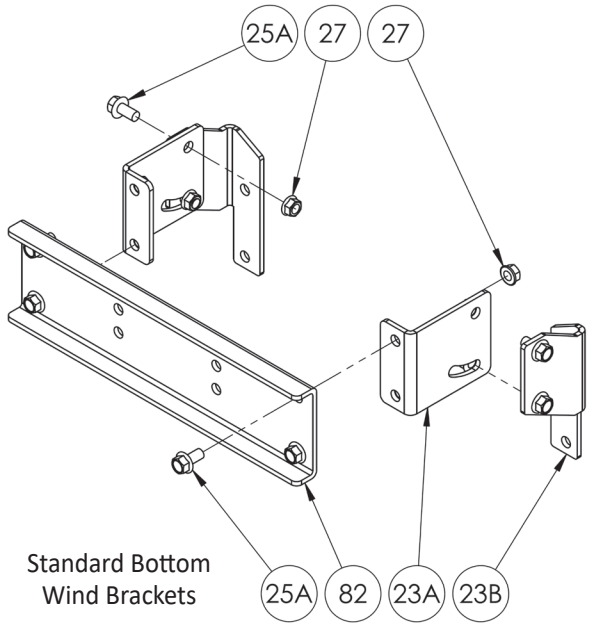

Standard Bottom
Wind Brackets

Standard Wind Parts List

Ref. No.	Item Number	Part Number	Description	Qty.
23A	Special Order	9945.0060	GM Angle Adjustment Bracket Pair (Powder Coat) - Per P23A-00070	1
23A	Special Order	9945.0062	GM Angle Adjustment Bracket Pair (304 SST) - Per P23A-00070	1
23B	Special Order	9945.0036	GM Bottom Wind Wing Bracket Pair (Powder Coat) - Per P23A-00010	1
23B	Special Order	9945.0033	GM Bottom Wind Wing Bracket Pair (304 SST) - Per P23A-00010	1
25A	Special Order	9904.2201	3/8”-16 x 3/4” Spinlock Bolt	8
25A	Special Order	9960.0009	3/8”-16 x 3/4” Stainless Steel Spinlock Bolt	8
27	Special Order	9904.6200	3/8”-16 Spinlock Nut	8
27	Special Order	9960.0091	3/8”-16 Stainless Steel Spinlock Nut	8
82	Special Order	9945.0048	GM Cross Member Bracket (Powder Coat) - Per P82A-00040 (Specify Model)	1
82	Special Order	9945.0047	GM Cross Member Bracket (304 SST) - Per P82A-00040 (Specify Model)	1

Top Wind Parts List

Ref. No.	Item Number	Part Number	Description	Qty.
23A	Special Order	9945.0060	GM Angle Adjustment Bracket Pair (Powder Coat) - Per P23A-00070	1
23A	Special Order	9945.0062	GM Angle Adjustment Bracket Pair (304 SST) - Per P23A-00070	1
23C	Special Order	9945.0037	GM Top Wind Vertical Bracket Pair (Powder Coat) (Specify Model)	1
23C	Special Order	9945.0034	GM Top Wind Vertical Bracket Pair (304 SST) (Specify Model)	1
25A	Special Order	9904.2201	3/8”-16 x 3/4” Spinlock Bolt	8
25A	Special Order	9960.0009	3/8”-16 x 3/4” Stainless Steel Spinlock Bolt	8
27	Special Order	9904.6200	3/8”-16 Spinlock Nut	8
27	Special Order	9960.0091	3/8”-16 Stainless Steel Spinlock Nut	8
82	Special Order	9945.0048	GM Cross Member Bracket (Powder Coat) - Per P82A-00040 (Specify Model)	1
82	Special Order	9945.0047	GM Cross Member Bracket (304 SST) - Per P82A-00040 (Specify Model)	1

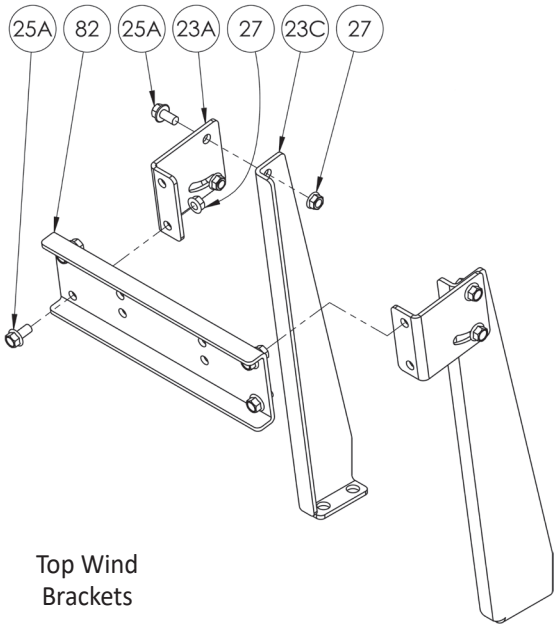

Top Wind
Brackets

When Ordering Parts: Be Sure to Specify Complete Model Number & Serial Number Of Reel. USE PART NUMBER!

Reference: ISO 114 7-24

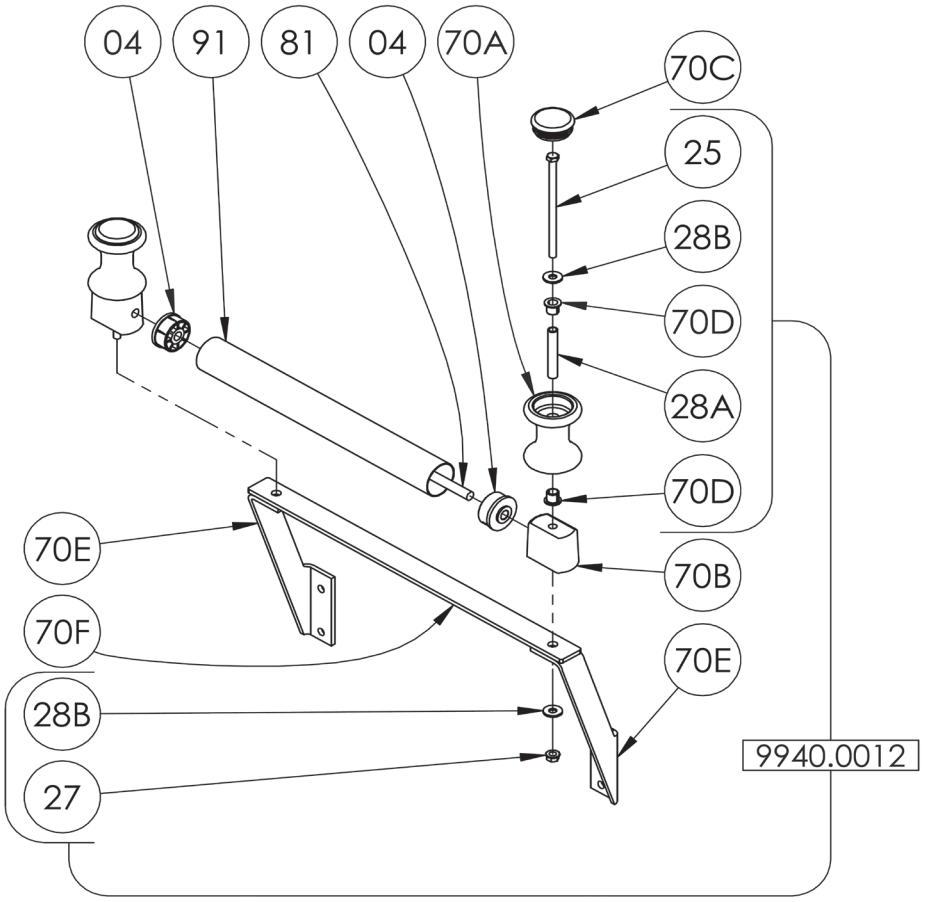

When Ordering Parts:
Be Sure to Specify Complete Model Number & Serial Number Of Reel.
USE PART NUMBER!

FH-3 Roller & Spool Assembly

Ref. No	Item Number	Part Number	Description	Qty.
Complete Assemblies (Mounting Bracket (Items 70D & 70E) Must be Ordered Separately)				
--	146869	9940.0012	FH-3 Spool Hardware Kit (Includes Items 25, 27, 28A, 28B, & 70D)	2
--	146828	9940.0013	FH Complete Spool Assembly – Pair (Less SST Roller, Rod, & Trunnion Bearings)	1
--	See Next Page	9939.0042	FH-3 Roller & Spool Assembly (Specify Length – Up to 30" Drum)	1
--	Special Order	9939.0043	FH-3 Roller & Spool Assembly (Specify Length – 31" to 50" Drums)	1
04	146791	9940.0008	FH-302-2 – 2" Black Tunnion Bearing (Thru Hole Style)	2
25	Special Order	9940.0017	3/8"-16 x 6 1/2" Hex Head Cap Screw	2
27	Special Order	9904.6200	3/8"-16 Spinlock Nut	2
28A	Special Order	9940.0018	FH-3 Aluminum Roller Spacer Sleeve for Roller Bolt (1/2" O.D. x 3/8" I.D. x 3.13")	2
28B	Special Order	9954.0007	3/8" Flat Washer	4
70A	146874	9940.0005	FH-301 Spool	2
70B	Special Order	9940.0006	FH-302 Block	2
70C	Special Order	9940.0002	FH-309-P Black Plastic Cap	2
70D	146876	9940.0011	Flanged Sleeve Bearing (5/8" O.D. x 1/2" I.D. x 5/8")	4
70E	Special Order	9940.0060	FH-3 Top-Wind Mounting Bracket Pair (Steel) – Per P70A-01150	1
70E	Special Order	9940.0061	FH-3 Top-Wind Mounting Bracket Pair (Aluminum) – Per P70A-01150	1
70F	Special Order	9940.0062	FH-3 Cross Member Brace – Steel (Specify Model)	1
70F	Special Order	9940.0066	FH-3 Cross Member Brace – Aluminum (Specify Model)	1
81	146873	9940.0009	FH-304 – 1/2" Dia. 303 Stainless Steel Roller Rod (Specify Length)	1
91	Special Order	9940.0010	FH-305 – 2" Stainless Steel Roller Rod (Specify Length)	1

Hannay FH-3 Parts List

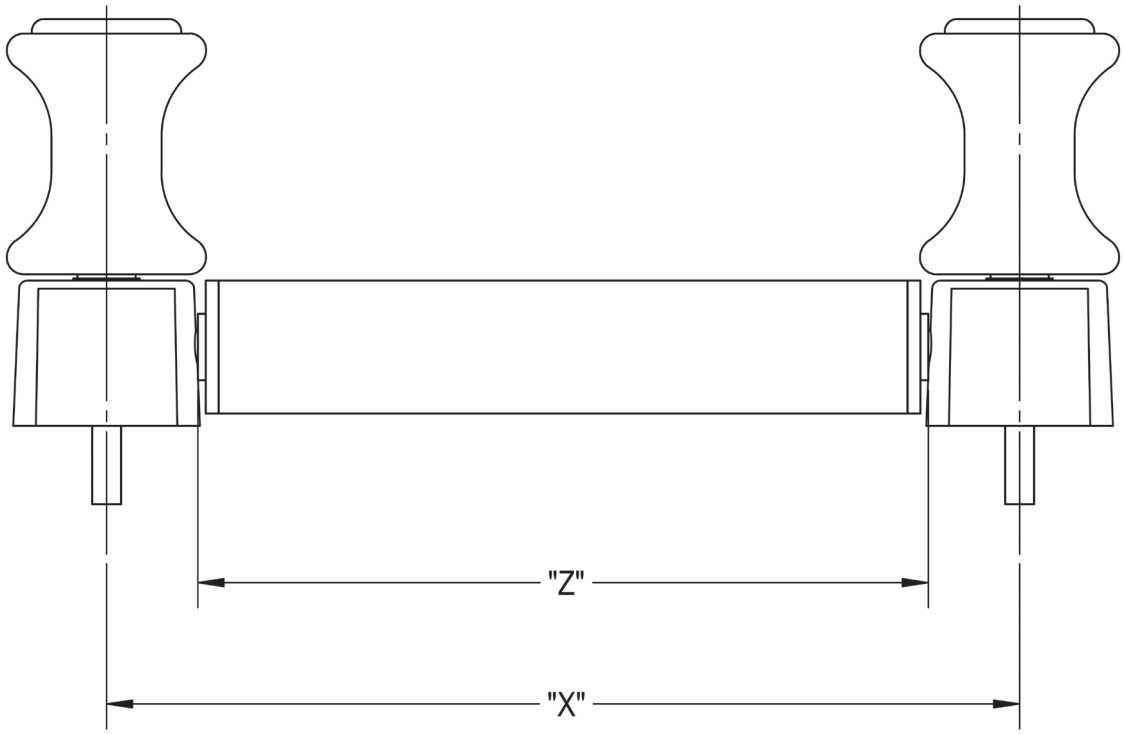

FH-3 Roller Models

FH Roller Model	Item Number	Part Number	Drum Length	Roller Length "Z" w/Bushings	Mtg. Hole "X" Dimension
FH-306	Special Order	9939.0027	6.0"	6.5"	9.25"
FH-307.5	Special Order	9939.0029	7.5"	8.0"	10.75"
FH-308	Special Order	9939.0021	8.0"	8.5"	11.25"
FH-309.5	Special Order	9939.0030	9.5"	10.0"	12.75"
FH-310	Special Order	9939.0022	10.0"	10.5"	13.25"
FH-311.5	Special Order	9939.0031	11.5"	12.0"	14.75"
FH-312	Special Order	9939.0028	12.0"	12.5"	15.25"
FH-313.5	Special Order	9939.0032	13.5"	14.0"	16.75"
FH-314	Special Order	9939.0024	14.0"	14.5"	17.25"
FH-315.5	146815	9939.0033	15.5"	16.0"	18.75"
FH-316	Special Order	9939.0025	16.0"	16.5"	19.25"
FH-317.5	Special Order	9939.0034	17.5"	18.0"	20.75"
FH-318	Special Order	9939.0026	18.0"	18.5"	21.25"
FH-320	Special Order	9939.0035	20.0"	20.5"	23.25"
FH-322	Special Order	9939.0036	22.0"	22.5"	25.25"
FH-324	Special Order	9939.0037	24.0"	24.5"	27.25"
FH-326	Special Order	9939.0038	26.0"	26.5"	29.25"
FH-328	Special Order	9939.0039	28.0"	28.5"	31.25"
FH-329.5	Special Order	9939.0040	29.5"	30.0"	32.75"
FH-330	147817	9939.0020	30.0"	30.5"	33.25"
FH-338	Special Order	9939.0041	38.0"	38.5"	41.25"
All Other Lengths	146765	9939.0042	-----	-----	-----

Notes: *1) Actual roller tubing cut length is 5/8" less than "Z" dimension.*
2) FH cross-bracket piece is always 6" longer than drum length of reel.

Reference: ISO 114 7-24

Series 800

Reference: ISO 42 3-23

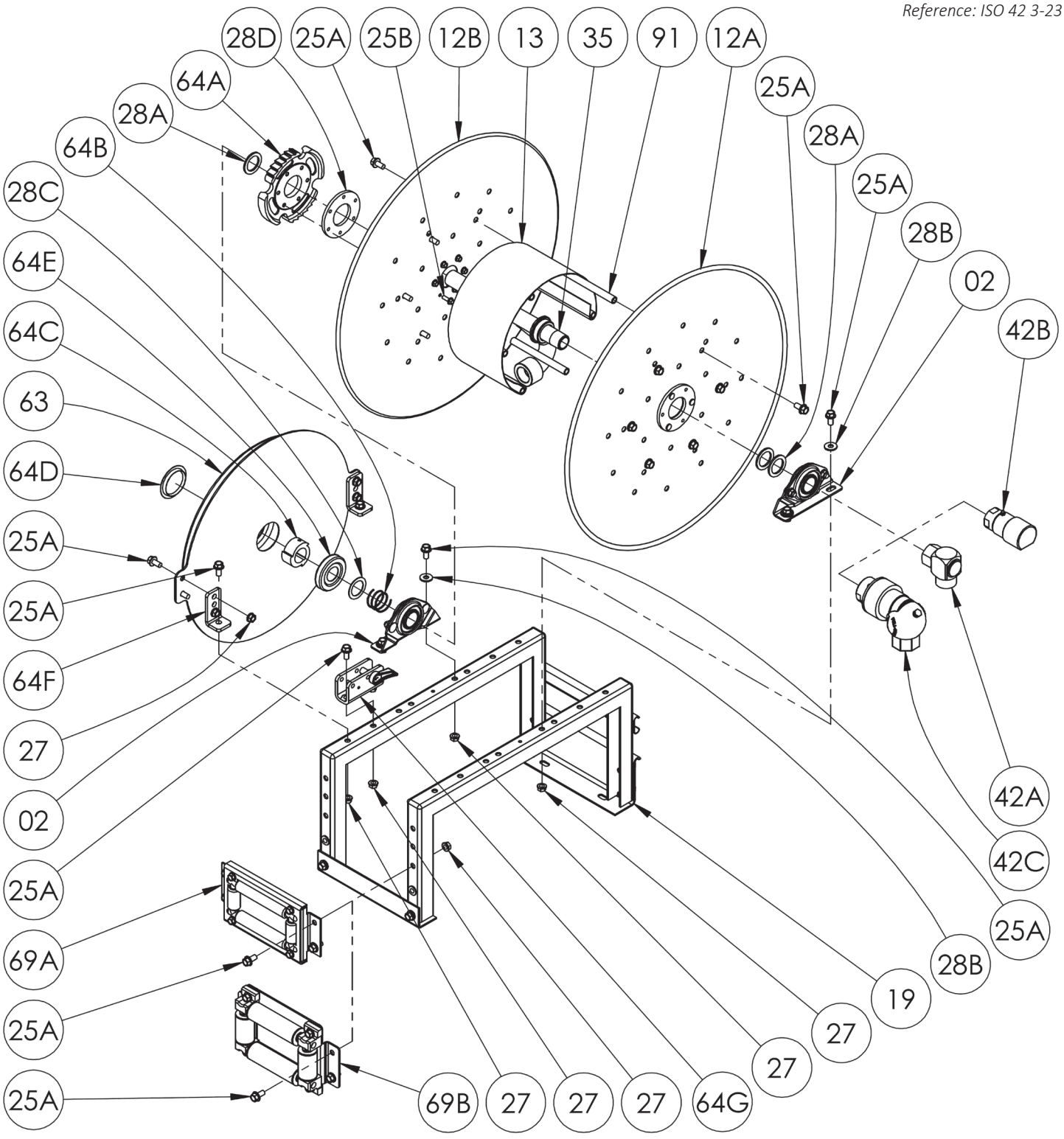

Hannay Series 800 Parts List

Series 800				
Ref. No	**Item Number**	**Part Number**	**Description**	**Qty.**
02	146766	9902.1400	1” Pipe-Size (1.287” I.D.) Self Aligning Bearing for N-Series Complete (See ISO-210 for Parts)	2
12A	Special Order	Specify Model	Front Disc (Includes Disc Washer)	1
12B	Special Order	Specify Model	Back Disc	1
13	Special Order	9905.0138	Drum – 10 1/2” Dia. 18 Gauge 304 SST Wrap-Around (Specify Model)	1
13	Special Order	9905.0178	Drum – 15 1/2” Dia. 18 Gauge 304 SST Wrap-Around (Specify Model) (Not Shown)	1
19	Special Order	9908.0153	1 1/2” Steel Rollform Frame for Spring Reels (Up to 30-31) (Specify Model)	1
25A	Special Order	9904.2201	3/8”-16 x 3/4” Spinlock Bolt	28 or 38
25B	Special Order	9904.1060	1/4”-20 x 3/4” Hex Head Spinlock Cap Screw (For Ratchet Wheel)	6
27	Special Order	9904.6200	3/8”-16 Spinlock Nut	14
28A	Special Order	9954.0021	1” Hub Spacer Washer — Plated (1 7/8” O.D. x 1 5/16” I.D. x 1/8” Thick)	As. Req’d
28B	Special Order	9954.0007	3/8” Flat Washer	4
28C	Special Order	9954.0019	1” Thin Hub Spacer — Plated (1 7/8” O.D. x 1 5/16” I.D. x 0.049” Thick)	1
28D	Special Order	9965.0015	EH-936 Disc Washer (E-Coated)	1
29	Special Order	9916.0080	Woodruff Key #9 for Spring Arbor (3/16” x 3/4”) (Not Shown)	1
35	Special Order	9901.1610	1” Barstock Steel Hub Assembly (Specify Model)	1
42A	146783	9929.8538	1” 90° FxF Balanced Pressure Steel 3000 PSI Super Swivel Joint (Buna) (HR42-4002)	1
42B	Special Order	9929.8552	1” 90° FxF Steel 4000 PSI Super Swivel Joint (GLT Viton®) (HR42-0004)	1
42C	146780	9929.0501	1” 90° FxF Steel 350 PSI Full Circle Swivel Joint (for LPG)	1
42C	Special Order	9929.0502	1” x 3/4” 90° FxF Steel 350 PSI Full Circle Swivel Joint (for LPG)	1
48A	Special Order	9936.0570	1” Buna Packing for Balanced Pressure Swivel Joint (SS-16BP-KIT-20267) (Not Shown)	1
48B	Special Order	9936.0581	1” GLT Viton® Packing for Full Flow Swivel Joint (SS-16-KIT-GLT-20272) (Not Shown)	1
48C	Special Order	9936.0500	1” Full Circle Packing for LPG Service (Not Shown)	1
63	146872	9921.0015	“B” Spring w/Arbor (Includes Item 64C)	1
63	146861	9921.0010	“A” Spring w/Arbor (Includes Item 64C) (Not Shown)	1
63	Special Order	9921.0021	“G” Spring w/Arbor (Includes Item 64C) (Not Shown)	1
63	Special Order	9921.0030	“J” Spring w/Arbor (Includes Item 64C) (Not Shown)	1
63	Special Order	9921.0070	“SD” Spring w/Arbor (Includes Item 64C) (Not Shown)	1
64A	147810	9922.0015	Ratchet Wheel (2 Position) 180° w/Hardware (Includes Item 25B)	1
64B	Special Order	9922.0038	302 Stainless Steel Spring for Dust Cap-Plugs	1
64C	Special Order	9922.0002	Spring Arbor for “B”, “G”, or “J” Springs)	1
64C	Special Order	9922.0001	Spring Arbor for “A” or “SD” Springs) (Not Shown)	1
64D	Special Order	9922.0037	Low Temp Cap-Plug for Spring (BP-2-1/2) Outer Side	1
64E	Special Order	9922.0036	Cap-Plug for Spring (STP-3) Inner Side	1
64F	Special Order	9922.0009	Mounting L-Bracket (3” x 1.5”) for Spring Motor	2
64G	Special Order	9922.0321	Left Hand Ratchet Locking Assembly for Rollform Frames (See ISO-244 for Parts)	1
64G	Special Order	9922.0323	Left Hand Ratchet Locking Assembly for “J” Spring Rollform Frames (See ISO-244 for Parts) (Not Shown)	1
69A	Special Order	Specify Model	R200 Roller Assembly Complete (See ISO-250 for Parts)	1
69B	Special Order	Specify Model	R300 Roller Assembly Complete (See ISO-245 for Parts)	1
91	Special Order	Specify Model	Anodized Aluminum Threaded Spacer Tube	6 or 11

Viton® is a registered Trademark of DuPont Performance Elastomers.

When Ordering Parts:
Be Sure to Specify Complete Model Number & Serial Number Of Reel.
USE PART NUMBER!

Reference: ISO 42 3-23

N800 Series Spring Retractable Reels For Single Hose

Reference: ISO 81 3-23

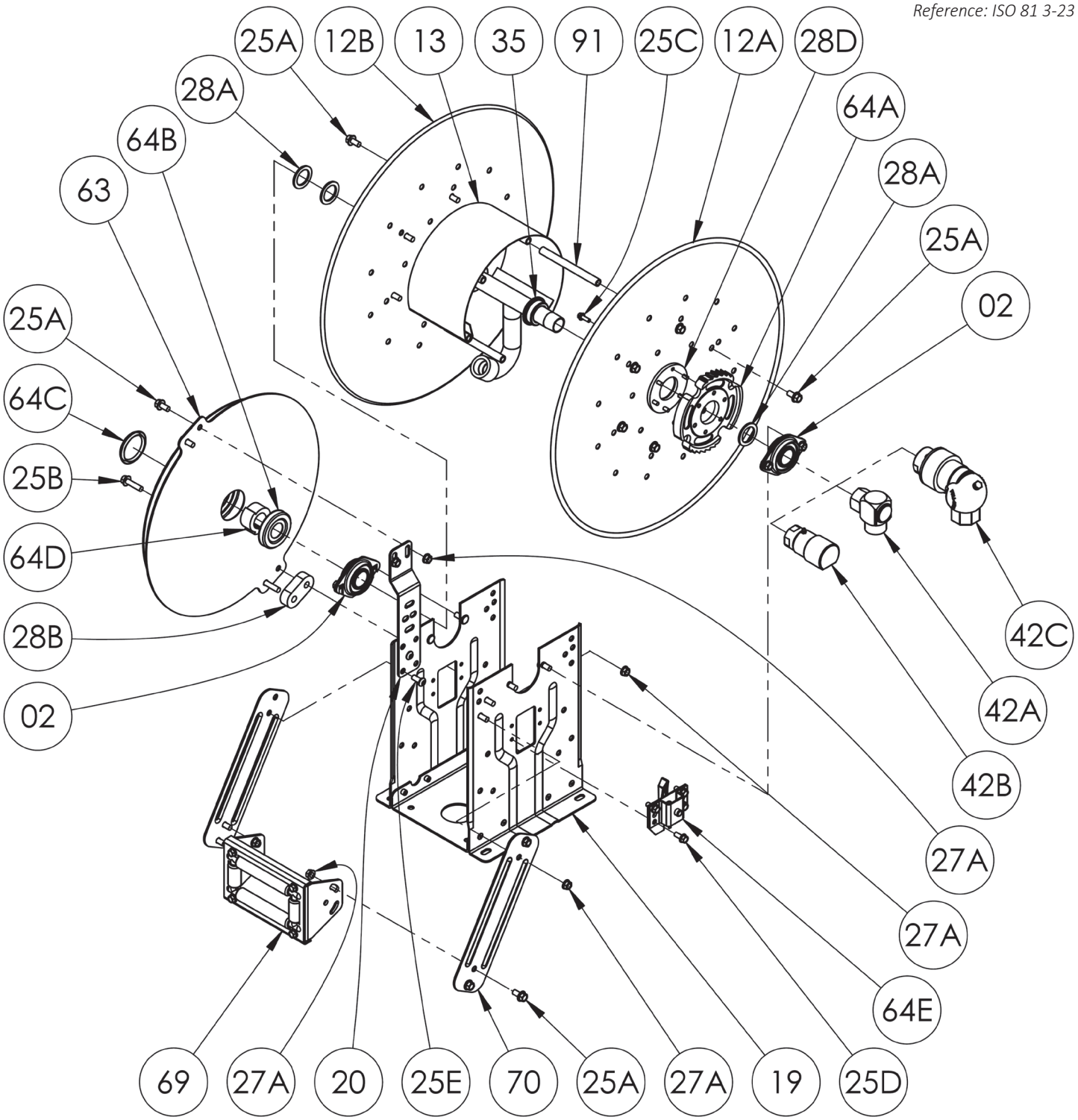

N800 Series Spring Retractable Reels For Single Hose

Ref. No	Item Number	Part Number	Description	Qty.
02	Special Order	9902.2600	1” Pipe-Size (1.287” I.D.) Self Aligning Bearing for N-Series Complete (See ISO-210 for Parts).	2
12A	Special Order	Specify Model	Front Disc	1
12B	Special Order	Specify Model	Back Disc (Includes Disc Washer for 23-24 & Larger Discs)	1
13	Special Order	9905.0138	Drum – 10 1/2” Dia. 18 Gauge 304 SST Wrap-Around (Specify Model)	1
19	Special Order	Specify Model	N-Series Spring Reel Frame Assembly Complete	1
20	Special Order	9922.0050	N-Series Spring Mounting Bracket – Per P20A-00280 (For “B”, “J”, & “SD” Springs)	1
25A	Special Order	9904.2201	3/8”-16 x 3/4” Spinlock Bolt	16 or 18
25B	Special Order	9904.2204	3/8”-16 x 1 1/2” Spinlock Bolt (For “B” & “SD” Springs)	2
25C	Special Order	9904.1060	1/4”-20 x 3/4” Hex Head Spinlock Cap Screw (For Ratchet Wheel)	6
25D	Special Order	9958.0055	5/16”-18 x 3/4” Thread Cutting Hex Head Bolt (For Ratchet Locking Assembly)	4
25E	Special Order	9904.9201	3/8”-16 x 7/8” Button Socket Head Cap Screw	4
25F	Special Order	9904.9104	5/16”-18 x 1 1/2” Hex Socket Button Head Cap Screw (For “J” Spring) (Not Shown)	1
25G	Special Order	9904.9101	5/16”-18 x 3/4” Hex Socket Button Head Cap Screw (For “J” Spring) (Not Shown)	1
27A	Special Order	9904.6200	3/8”-16 Spinlock Nut	8 or 12
27B	Special Order	9904.6100	5/16”-18 Large Flange Spinlock Nut (For “J” Spring) (Not Shown)	2
28A	Special Order	9954.0021	1” Hub Spacer Washer — Plated (1 7/8” O.D. x 1 5/16” I.D. x 1/8” Thick)	3
28B	Special Order	9922.0032	Oval Spring Spacer — Per P28A-00020 (For “B” & “SD” Springs)	1
28C	Special Order	9922.0033	Spring Spacer — Per P28A-00070 (For “J” Spring) (Not Shown)	1
28D	Special Order	9965.0015	EH-936 Disc Washer (E-Coated)	1
29	Special Order	9916.0080	Woodruff Key #9 for Spring Arbor (3/16” x 3/4”) (Not Shown)	1
30A	Special Order	9922.0010	Spring Under Tension Caution Decal (Not Shown)	1
30B	Special Order	9922.0014	Rewind Caution Decal (Not Shown)	1
35	Special Order	9901.1610	1” Barstock Steel Hub Assembly (Thru H2M) (Specify Model/Serial Number & Riser Fitting)	1
35	Special Order	9901.1611	1” Barstock Steel Hub Assembly (H5M) (Specify Model/Serial Number & Riser Fitting)	1
42A	146783	9929.8538	1” BP 90° FxF Steel 3000 PSI Super Swivel Joint (Buna) (HR42-4002)	1
42A	Special Order	9936.0570	1” Buna Packing — BP Super Swivel Joint (SS-16BP-KIT-20267) (Not Shown)	1
42B	Special Order	9929.8552	1” 90° FxF Steel 4000 PSI Super Swivel Joint (GLT Viton®) (HR42-0004)	1
42B	Special Order	9936.0581	1” GLT Viton® Packing — Super Swivel Joint (SS-16-KIT-GLT) (Not Shown)	1
42C	146780	9929.0501	1” 90° FxF Steel 350 PSI Full Circle Swivel Joint (for LPG)	1
63	146872	9921.0015	“B” Spring w/Arbor (Item 64D)	1
63	Special Order	9921.0030	“J” Spring w/Arbor (Item 64D) (Not Shown)	1
63	Special Order	9921.0070	“SD” Spring w/Arbor (Item 64D) (Not Shown)	1
64A	147810	9922.0015	Ratchet Wheel (2 Position) 180° w/Hardware – Per P64A-00120 (Includes Item 25C)	1
64B	Special Order	9922.0036	Cap-Plug for Spring (STP-3) Inner Side	1
64C	Special Order	9922.0037	Low Temp Cap-Plug for Spring (BP-2-1/2) Outer Side	1
64D	Special Order	9922.0002	Spring Arbor – Per P64A-00110 (For “B” or “J” Springs)	1
64D	Special Order	9922.0001	Spring Arbor – Per P64A-00110 (For “SD” Springs)	1
64E	Special Order	9922.0312	Right Hand Ratchet Locking Assembly Complete (See ISO-207 for Parts)	1
64E	Special Order	9922.0311	Left Hand Ratchet Locking Assembly Complete (for Reverse Springs Only) (See ISO-207 for Parts)	1
69	Special Order	9939.0113	N206 Complete Roller Assembly for Model N818 (See ISO-208 for Parts)	1
69	Special Order	9939.0111	N204 Complete Roller Assembly for Model N816 (See ISO-208 for Parts) (Not Shown)	1
70	Special Order	9941.0030	N-Series Single Roller Arm – Per P70A-03020 (Specify Model)	2
91	Special Order	9904.0312	6” Long Anodized Threaded Spacer Pipe for Model N818	6
91	Special Order	9904.0308	4” Long Anodized Threaded Spacer Pipe for Model N816 (Not Shown)	6

Viton® is a registered Trademark of DuPont Performance Elastomers.

When Ordering Parts:
Be Sure to Specify Complete Model Number & Serial Number Of Reel.
USE PART NUMBER!

Reference: ISO 81 3-23

1 1/2” Hose Reel Roll Form Frame

Reference: ISO 41 10-21

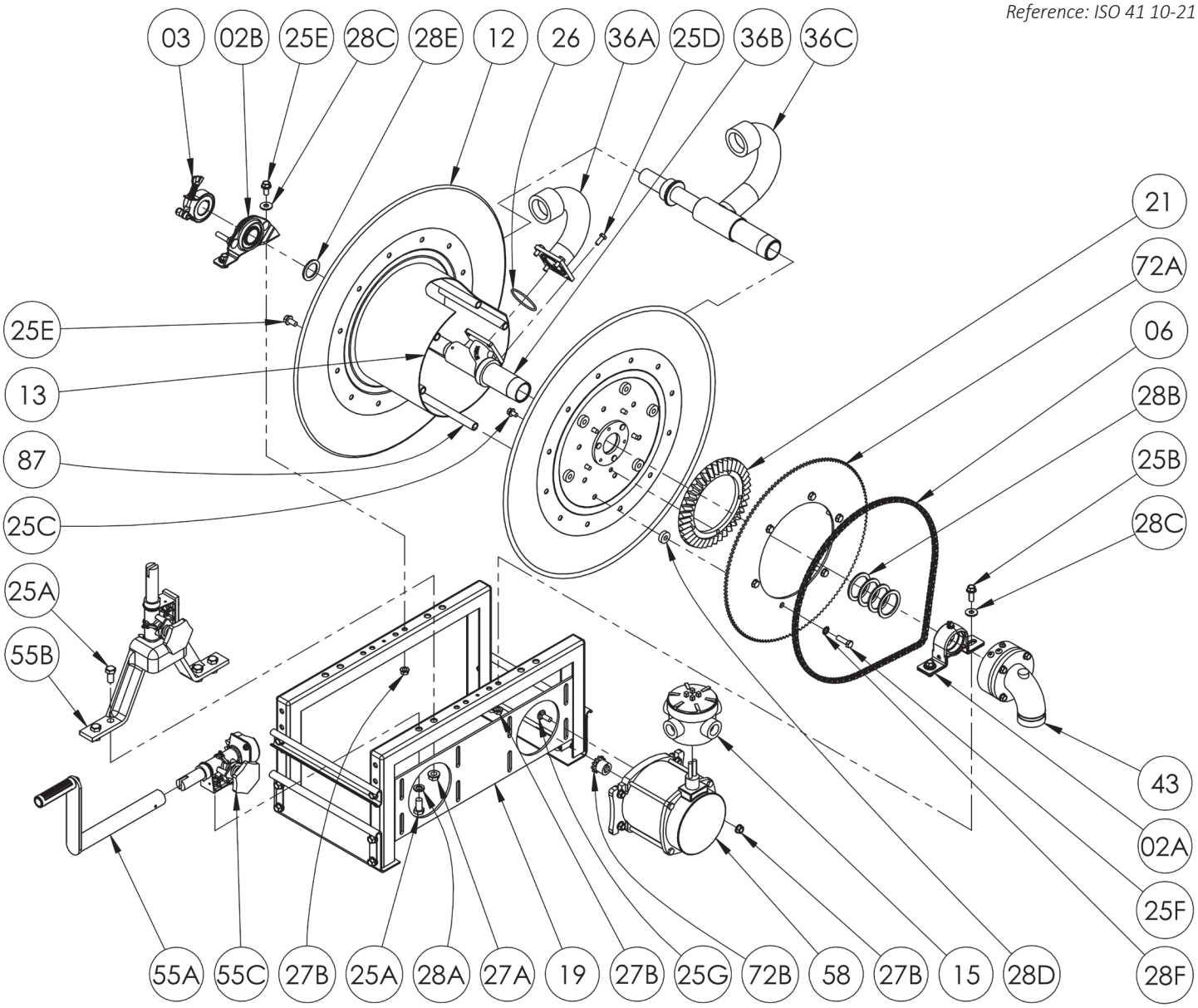

When Ordering Parts:
Be Sure to Specify Complete Model Number & Serial Number Of Reel.
USE PART NUMBER!

Hannay 1 1/2” Hose Reel Parts List

1 1/2” Hose Reel Roll Form Frame

Ref. No	Item Number	Part Number	Description	Qty.
02A	146779	9902.1612	1 1/2” (1.904” I.D.) Split Bronze Bearing Complete (See ISO-211 for Parts)	1
02B	146766	9902.1400	1” Pipe-Size (1.287” I.D.) Self Aligning Bearing Complete (See ISO-210 for Parts)	1
03	Special Order	9947.0090	Band (Comet) Brake (Bearing Mounted) Complete (See ISO-212 for Parts)	1
06	Special Order	Specify Model	#35 Chain	1
12	Special Order	Specify Model	Disc Assembly (Includes Disc Washer) (Specify Front or Back)	2
13	Special Order	9905.3131	Drum – 10 1/2” Dia. 14 Gauge Steel (Specify Model)	1
15	146782	9917.0061	Red Dot 5-Port Round Junction Box Complete	1
19	Special Order	9908.0155	1 1/2” Steel Rollform Frame Assembly (Specify Model)	1
21	146786	9914.0372	H-26 Ring Gear	1
21	Special Order	9914.0382	H-28 Ring Gear (Not Shown)	1
25A	Special Order	9904.1402	1/2”-13 x 1” Hex Head Bolt	2 or 4
25B	Special Order	9904.2202	3/8”-16 x 1” Spinlock Bolt	2
25C	Special Order	9904.2158	5/16”-18 x 1/2” Spinlock Bolt (For H-26 Ring Gear)	5
25D	Special Order	9904.1101	5/16”-18 x 3/4” Hex Head Cap Screw (Grade 8)	4
25E	Special Order	9904.2201	3/8”-16 x 3/4” Spinlock Bolt	8
25F	Special Order	9904.1203	3/8”-16 x 1 1/4” Hex Head Cap Screw (For 138T35 Sprocket)	6
25G	Special Order	9904.0200	3/8”-16 x 1” Steel Carriage Bolt w/Nut (For Motor Mounting) (Includes Item 27B)	4
26	Special Order	9965.0028	2 5/8” (Buna) O-Ring for 1 1/2” Riser	1
26	Special Order	9965.0029	2 5/8” (Viton® w/Red Mark) O-Ring for 1 1/2” Riser	1
27A	Special Order	9904.5400	1/2”-13 Hex Spinlock Nut	4
27B	Special Order	9904.6200	3/8”-16 Spinlock Nut	8
28A	Special Order	9954.0030	1/2” Split Lock Washer (Armor Coat)	2
28B	146799	9954.0022	1 1/2” Hub Spacer Washer — Plated (2.5” O.D. x 1.920” I.D. x 0.125” Thick)	As Req’d.
28C	Special Order	9954.0007	3/8” Flat Washer	4
28D	Special Order	9954.0017	EH-765 Special Spacer for Disc Sprocket (1” x 5/16” with 3/8” Hole)	6
28E	Special Order	9954.0021	1” Hub Spacer Washer — Plated (1 7/8” O.D. x 1 5/16” I.D. x 1/8” Thick)	As Req’d.
28F	Special Order	9954.0095	3/8” Lock Washer — Internal Tooth (For 138T35 Sprocket)	6
29	Special Order	9916.0080	Woodruff Key #9 (3/16” x 3/4”) for (Explosion Proof Motor & Strap Brake) (Not Shown)	2
36A	Special Order	9901.3760	1 1/2” Iron Pipe Riser — Only w/O-Ring (Specify Riser Fitting) (Includes Item 26)	1
36A	Special Order	9901.3762	1 1/2” FIPT Aluminum Riser — Only w/O-Ring (Includes Item 26)	1
36B	Special Order	9901.3640	1 1/2” Flange Iron Pipe Hub — Only (Specify Model)	1
36B	Special Order	9901.3642	1 1/2” Flange Aluminum Hub — Only (Specify Model)	1
36C	Special Order	9901.2848	1 1/2” One-Piece Welded Hub Assembly (Specify Model) (For 7500 Series)	1
43	Use 112063	9930.4210	WHJ-1590 Swivel Joint (Buna) — 1 1/2” 90° FxFxVIC 1000 PSI	1
43	Special Order	9930.4220	WHJ-1590 Swivel Joint (Viton®) — 1 1/2” 90° FxFxVIC 1000 PSI	1
43	Special Order	9930.4312	WHJ-1590-AL Swivel Joint (Buna) — 1 1/2” 90° FxFxVIC Aluminum 600 PSI (For Aviation)	1
55A	146795	9914.0011	H-18 Steel Hand Crank — E-Coated (10” Length) (See ISO-214 for Parts)	1
55B	Special Order	9914.0223	VR-2 Vertical Rewind Assembly w/H-27 (See ISO-209 for Parts)	1
55C	Special Order	9914.0200	Manual Rewind Assembly w/H-27 (See ISO-209 for Parts)	1
55C	Special Order	9914.0210	Manual Rewind Assembly w/H-29 (See ISO-209 for Parts) (Not Shown)	1
58	146868	9915.0003	SX-001 12V DC Flange 1/2 HP 650 RPM Explosion Proof Motor	1
72A	Special Order	9910.1321	112T35 Disc Sprocket — 13 3/8” Dia. (E-Coated)	1
72A	146802	9910.1423	138T35 Disc Sprocket — 16 5/8” Dia. (E-Coated)	1
72A	146794	9910.1526	180T35 Disc Sprocket — 21 3/4” Dia. (E-Coated)	1
72B	146755	9910.1118	11T35 Motor Sprocket — 1 5/16” Long (E-Coated)	1
87	Special Order	Specify Model	Anodized Aluminum Threaded Spacer Pipe	6

Viton® is a registered Trademark of DuPont Performance Elastomers.

When Ordering Parts: Be Sure to Specify Complete Model Number & Serial Number Of Reel. USE PART NUMBER!

Reference: ISO 41 10-21

EPB Series Hose Reels

Reference: ISO 264 Rev 2

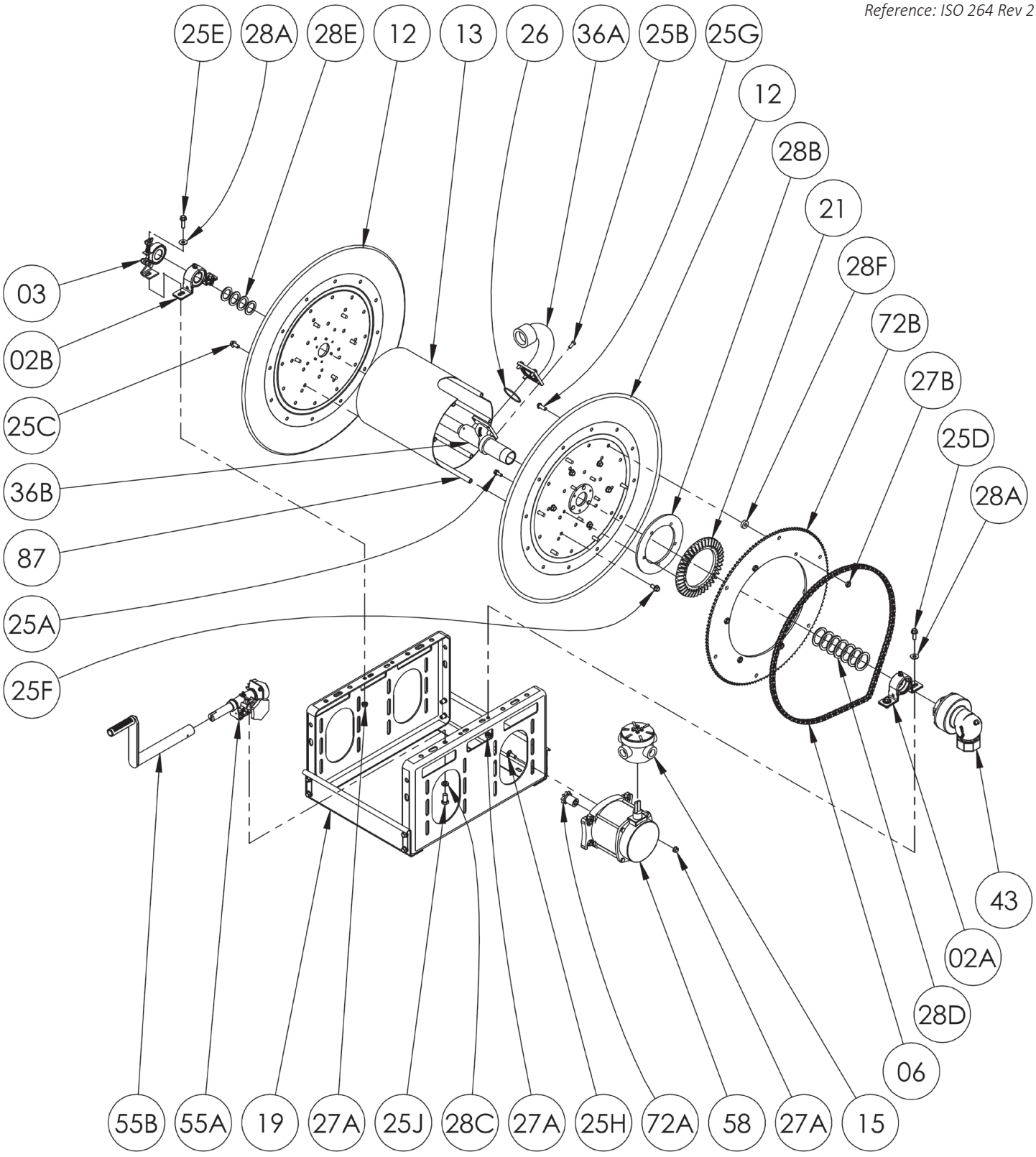

When Ordering Parts:
Be Sure to Specify Complete Model Number & Serial Number Of Reel.
USE PART NUMBER!

Hannay EPB Series Parts List

EPB Series Hose Reels

Ref. No	Item Number	Part Number	Description	Qty.
02A	146779	9902.1612	1 1/2" Pipe-Size (1.904" I.D.) Split Bronze Bearing (See ISO-211 for Parts)	1
02B	Special Order	9902.1630	1" Pipe-Size (1.287" I.D.) Bronze Bearing (See ISO-211 for Parts)	1
03	Special Order	9947.0099	Band Brake Assembly (Strap Bearing Style) w/L-Bracket (See ISO-212 for Parts)	1
06	Special Order	Specify Model	#40 Chain	1
12	Special Order	Specify Model	Disc Assembly	2
13	Special Order	9905.3131	Drum – 10 1/2" Dia. 14 Gauge Steel (Specify Model)	1
15	146782	9917.0061	Red Dot 5-Port Round Junction Box Complete	1
19	Special Order	Specify Model	Pressed Frame Assembly	1
21	146786	9914.0372	H-26 Ring Gear	1
25A	Special Order	9904.2101	5/16"-18 x 3/4" Spinlock Bolt (For H-26 Ring Gear)	5
25B	Special Order	9904.1101	5/16"-18 x 3/4" Hex Head Cap Screw (Grade 8) (For Riser Flange)	4
25C	Special Order	9904.2201	3/8"-16 x 3/4" Spinlock Bolt	6
25D	Special Order	9904.2202	3/8"-16 x 1" Spinlock Bolt	3 or 4
25E	Special Order	9904.2203	3/8"-16 x 1 1/4" Spinlock Bolt (For Brake Bracket)	1
25F	Special Order	9904.2201	3/8"-16 x 3/4" Spinlock Bolt (For 134T40 Sprocket)	6
25F	Special Order	9904.1204	3/8"-16 x 1 1/2" Hex Head Cap Screw (For 104T40 Sprocket) (Not Shown)	6
25G	Special Order	9945.0058	3/8"-16 x 1" Button Socket Cap Screw (Armor Coat) (For 134T40 Sprocket)	6
25H	Special Order	9904.0200	3/8"-16 x 1" Steel Carriage Bolt w/Nut (For Motor Mounting) (Includes 27A)	4
25J	Special Order	9904.1402	1/2"-13 x 1" Hex Head Bolt	2
26	Special Order	9965.0028	2 5/8" (Buna) O-Ring for 1 1/2" Riser	1
27A	Special Order	9904.6200	3/8"-16 Spinlock Nut	8
27B	Special Order	9904.5200	3/8"-16 Hex Head Nut (For 134T40 Sprocket)	6
28A	Special Order	9954.0007	3/8" Flat Washer	4
28B	Special Order	9914.0581	Special 1/4" Thick Aluminum Backing Plate for H-26	1
28C	Special Order	9954.0030	1/2" Split Lock Washer (Armor Coat)	2
28D	146799	9954.0022	1 1/2" Hub Spacer Washer — Plated (2.5" O.D. x 1.920" I.D. x 0.125" Thick)	As Req'd.
28E	Special Order	9954.0021	1" Hub Spacer Washer — Plated (1 7/8" O.D. x 1 5/16" I.D. x 1/8" Thick)	As Req'd.
28F	Special Order	9954.0017	EH-765 Special Spacer for Disc Sprocket (1" x 5/16" with 3/8" Hole)	6
28G	Special Order	9954.0095	3/8" Lock Washer — Internal Tooth (For 104T40 Sprocket) (Not Shown)	6
29	Special Order	9916.0080	Woodruff Key #9 (3/16" x 3/4") (Not Shown)	2
36A	Special Order	9901.3760	1 1/2" Iron Pipe Riser — Only w/O-Ring (Specify Riser Fitting) (Includes Item 26)	1
36B	Special Order	9901.3640	1 1/2" Flange Iron Pipe Hub — Only (Specify Model)	1
43	146796	9930.0531	1 1/2" 90° FxF Steel 350 PSI Full Circle Swivel Joint	1
55A	Special Order	9914.0200	Manual Rewind Assembly w/H-27 (See ISO-209 for Parts)	1
55B	146795	9914.0011	H-18 Steel Hand Crank — E-Coated (10" Length) (See ISO-214 for Parts)	1
58	Special Order	9915.0010	SX-743 12V DC Flange 2/3 HP 500 RPM Explosion Proof Motor (IP68 Rated)	1
72A	Special Order	9910.0917	9T40 Sprocket — 1 5/16" Long (Plated)	1
72B	Special Order	9910.3125	134T40 Disc Sprocket — 21.62" Dia. (Chrome Silver)	1
72B	Special Order	9910.3121	104T40 Disc Sprocket — 16.85" Dia. (Chrome Silver) (Not Shown)	1
87	Special Order	Specify Model	Anodized Aluminum Threaded Spacer Pipe	6

When Ordering Parts:
Be Sure to Specify Complete Model Number & Serial Number Of Reel.
USE PART NUMBER!

Reference: ISO 264 Rev 2

Section I Index

• Bulkhead Fittings	330
• Camping Elbows & Adaptors	329
• Camping Fittings	328
• Camping Tees	329
• Carburetion Fittings	331
• Carburetion Hose & Filters	331
• Decals	315-319
• Forklift Cylinder Brackets	331
• Free All	314
• Fuelocks	331
• Gasoila	314
• Gloves	313
• Impco	
• Converters	330
• Dual Fuel Mixers	330
• Mixer Subassemblies	330
• Repair Kits	330
• JC-30	314
• Lighters	315
• Mr. Heater	
• Buddy® Heaters	324
• Buddy® Series Parts	324
• Convection Heaters	326
• Forced Air Heaters	325
• Hose Assemblies	327

• Mr. Heater Continued	
• Infrared Tube Heaters	325
• Portable Radiant Heaters	326
• Radiant Garage Heaters	326
• Stay A While Kits	327
• Tank Top Parts	324
• Universal Fuel Filter	324
• PLS-2	314
• Rectorseal	314
• Red Dragon	
• Liquid Torch Kit	322
• Propane Flare	322
• Roofing Torch Kits	323
• Torch Accessories	323
• Torch Only	323
• Vapor Hand Torch Kit	321
• Vapor Jet Torch	322
• Vapor Torch Kits	321
• Safe-T-Locks	320
• Stay-Longer Propane Kit	327
• Teflon® Tape	314
• Thermocouples	320
• Tola	314
• Tub-O Towels	314
• Valve Locks	320

Winter Monkey Grip				
Item Number	Part Number	Style	Size	Case Quantity
280545	23-193	Smooth	Men's	12 Pcs.



23-193



23-173

Wet Winter Monkey Grip				
Item Number	Part Number	Style	Size	Case Quantity
280524	23-173	Rough	Men's	12 Pcs.

Summer			
Item Number	Part Number	Size	Case Quantity
280522	52-547	9.0	12 Pcs.
280523		10.0	12 Pcs.



52-547



80-400-10

Power Flex			
Item Number	Part Number	Size	Case Quantity
280515	80-400-10	10.0	6 Pcs.

Cold Weather			
Item Number	Part Number	Size	Case Quantity
280550	ANE97-011-9	9.0	12 Pcs.
280551	ANE97-011-10	10.0	12 Pcs.



ANE97-011-9

Pipe Dope, Free All, Tola, & Teflon® Tape

Pipe Dope

Item Number	Part Number	Manufacturer	Size	Case Quantity
200000	PB04	Gasoila®	1/4 Pint Can	24 Pcs.
200003	PB16		1 Pint Can	6 Pcs.
200005	JC04		1/4 Pint Can	24 Pcs.
200010	JC16		1 Pint Can	12 Pcs.
200012	SS04		1/4 Pint Can	24 Pcs.
200008	SS16		1 Pint Can	12 Pcs.
200525	# 5	Rectorseal	1/4 Pint Can	24 Pcs.
200535			1 Pint Can	12 Pcs.



PLS® 2



JC-30®



Gasoila®



#5

Free All, Tola, & Tub-O Towels

Item Number	Part Number	Part Name	Part Description	Size	Case Quantity
223702	TW90	Tub-O Towels	Cleaner & De-Greaser	90 Towels	6 Pcs.
200013	RE12	Free All	Penetrating Oil	11 Oz. Aerosol	12 Pcs.
360305	Tola Gal.	Tola	Leak Detector	1 Gallon	4 Pcs.



TW90



RE12



360305



1901-E



ZT13



YT75

Teflon® Tape

Item Number	Part Number	Width	Length	Type	Case Quantity
223675	1901D	1/2”	520”	Low Density	100 Pcs.
223676	1901E	3/4”			100 Pcs.
223700	ZT21	1/2”	520”	Standard Density	144 Pcs.
223701	ZT13	3/4”	500”		100 Pcs.
223677	YT70	1/2”	260”	High Density For Gas	144 Pcs.
223678	YT75	1”	520”		100 Pcs.

Teflon® is a Registered Trademark of the DuPont company.

Gas Match Lighters

Item Number	Part Number	Part Description
320303	GM-3	Refillable Straight Lighter
320301	GM-3XNF *	Refillable Flexible 15” Lighter
320306	GM-12	Curved Igniter

** Not Filled With Gas.*



GM-3X



GM-3X



Item Number	Part Number	Description
650040	V-26B	Vinyl Decal



Item Number	Description
650081	18” x 13” Vinyl Decal



Item Number	Part Number	Description
650026	SP-53R	LP Cylinder Warning Label 9” x 4”



Item Number	Part Number	Description
650027	AA-16	4” x 1 1/4” Dot Cylinder Label



Item Number	Part Number	Description
650037	13-V44-R-3	N 1 Propane Hazard Label 6 3/4” x 4 3/4”



Item Number	Part Number	Description
650047	CS-33	5” x 1 1/2”Dot Cylinder Label / Warnings



Item Number	Part Number	Description
650030	S-22A	36” x 8” Vinyl Decal



Item Number	Part Number	Description
650039	S-22B	36” x 4” Vinyl Decal



Item Number	Part Number	Description
650070	5A-V113	11 1/2” x 5” Vinyl Decal



Item Number	Part Number	Description
650075	V-45	Vinyl Decal



V-90-5



V-91-5

Item Number	Part Number	Description
650019	V-90-5	Five 4” x 1” Vinyl Decals Per Sheet
650020	V-91-5	



Item Number	Part Number	Description
650062	V-8	Seven 3” x 1” Vinyl Decals Per Sheet



Item Number	Part Number	Description
650033	V-138	4” x 12” Vinyl Decal



Item Number	Part Number	Description
650042	V-28C	2” Vinyl Decal
650014	V-28B	4” Vinyl Decal
650013	V-28A	6” Vinyl Decal



Item Number	Part Number	Description
650031	V-23C	2” Vinyl Decal
650011	V-23B	4” Vinyl Decal
650004	V-23A	6” Vinyl Decal



Item Number	Part Number	Description
650071	V-302C	2” Vinyl Decal
650015	V-302BB	3” Vinyl Decal



Item Number	Part Number	Description
650045	V100-5	1” Vinyl Decal



Item Number	Part Number	Description
650076	V-17C	2” Vinyl Decal
650010	V-17B	4” Vinyl Decal
650009	V-17A	6” Vinyl Decal



Item Number	Part Number	Description
650079	V-24C	2” Vinyl Decal
650012	V-24A	6” Vinyl Decal



Item Number	Part Number	Description
650092	V-NONODOR-C	2” Vinyl Decal



Item Number	Description
650084	20” x 6” Vinyl Decal



Item Number	Part Number	Description
650069	V-66	6 1/2” x 2 3/4” Vinyl Decal



Item Number	Part Number	Description
650080	V-31	Decal Kit



V-21

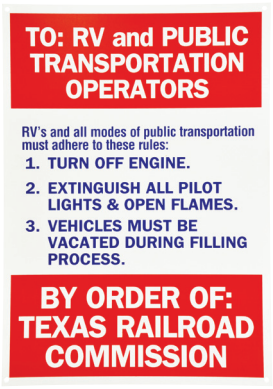

RM-17



M-99

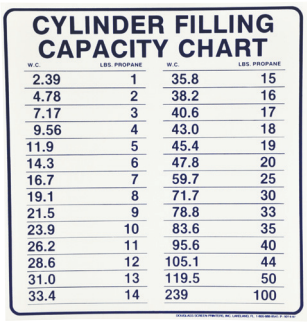

P-101



P-102



P-83

Item Number	Part Number	Description
650035	V-21	18” x 24” Vinyl Decal
650054	RM-17	12” x 18” Sign
650067	M-99	2’ x 4’ Sign

Item Number	Part Number	Description
650006	P-101	12” x 12 1/2” Sign
650068	P-102	12” x 12 1/2” Sign
650018	P-83	9” x 7” Sign

Item Number	Part Number	Part Description
650044	V-134	6” x 2 1/2” Vinyl Decal



650044





Item Number	Part Number	Description
650058	P-82	10” x 12” Poly Sign
650056	V-82	10” x 12” Vinyl Decal

Item Number	Part Number	Description
650043	P-81	10” x 12” Poly Sign



Item Number	Part Number	Description
650002	P-1075	Poly Placard
650003	V-1075	Vinyl Decal
650025	G-1075	Magnetic Placard
650005	7-M1075	Aluminum Backed Vinyl



Item Number	Part Number	Description
650085	CG-126	Metal Flip Placard



Item Number	Part Number	Description
650001	MPH-69	Placard Holder



Item Number	Part Number	Description
650051	V-52	Vinyl Decal



Item Number	Part Number	Description
650036	S-500B	4 1/2” x 3” Vinyl Decal



Item Number	Part Number	Description
650021	V-704-1	7.5” x 7.5” Vinyl Decal
650066	V-704-3	15” x 15” Vinyl Decal

Valve Locking Device	
Item Number	**Description**
360137	Fits Standard Globe, Angle, & Tank Valves From 3/4” To 2” (Up To 4 3/4” Handwheel Diameter)
360138	Fits Standard 3” Globe & Angle Valves (Up To 8” Handwheel Diameter)
404010	# 1 Locking Cap For Filler Valves



360138



404010

Safe-T-Locks			
Item Number	**Part Number**	**Fits**	**Includes**
404438	ME530	Male Soft Nose POL	1 Lock & Plug
404454	ME530PL	Male Soft Nose POL	1 Lock & Plug
404439	ME530-03	Key For Safe-T-Locks	



ME530



ME533-03



Padlock Not Included.

ME530PL

Standard Baso Thermocouple			
Item Number	**Part Number**	**Length**	**Millivolt Range**
300000	K15DS-12	12”	20 - 28
300002	K15DS-18	18”	
300004	K15DS-24	24”	
300006	K15DS-30	30”	
300008	K15DS-36	36”	
300010	K15DS-48	48”	
300012	K15DS-60	60”	30 - 35
300014	K15DS-72	72”	



K15DS-12

Universal Thermocouple			
Item Number	**Part Number**	**Length**	**Millivolt Range**
300018	K19AT-18	18”	25 - 35
300024	K19AT-24	24”	
300030	K19AT-30	30”	
300036	K19AT-36	36”	
300037	K19AT-48	48”	



K19AT-18

Red Dragon Vapor Torch Kits			
Item Number	**Part Number**	**Kit Contents**	**BTU/hr**
280300	VT 3-30 C	VT 3-30 Torch, 10’ Hose, POL Fitting, Needle Valve, & Spark Lighter	500,000
280302	VT 2 1/2-24 CE	VT 2 1/2-24 Torch, 10’ Hose, POL Fitting, & Needle Valve	
280305	VT 2 1/2-30 C	VT2 1/2-30 Torch, 10’ Hose, POL Fitting, Needle Valve, & Spark Lighter	400,000
280303	VT 2-23 C	VT 2-23 Torch, 10’ Hose, POL Fitting, & Needle Valve Assembled	100,000
280312	VT 1 1/2-12 C	VT 1 1/2-12 Torch, 10’ Hose, POL Fitting, & Needle Valve	50,000



VT 3-30 C



VT 2 1/2-24 CE



VT 2 1/2-30 C



VT 2-23 C



VT 1 1/2-12 C

Red Dragon Vapor Hand Torch Kit			
Item Number	**Part Number**	**Kit Contents**	**BTU/hr**
280313	HT 1 1/2-10 CR	HT 1 1/2-10 Torch, 10’ Hose, POL Fitting, Needle Valve, Regulator, & Spark Lighter w/5 Flints	50,000



HT 1 1/2-10 CR

Red Dragon Vapor Jet Torch			
Item Number	**Part Number**	**Kit Contents**	**BTU/hr**
280308	Jet 4	40 1/2" Torch w/Squeeze Valve Only.	1,000,000
280311	Jet 8	84" Torch w/Squeeze Valve Only.	2,000,000



Jet 4



Jet 8

Red Dragon Liquid Torch Kit			
Item Number	**Part Number**	**Kit Contents**	**BTU/hr**
280322	LT 2 1/2-30 C	LT 2 1/2-30 Torch, 10' Hose, POL Fitting, & Needle Valve.	250,000



LT 1 1/2-30 C

Red Dragon Flare		
Item Number	**Part Number**	**Part Description**
280317	PFM-16LPS	1/2" Manual Propane Flare – Aprrox. 529 Gallons/Hr.

Pilot Cylinder Not Included.



PFM-16LPS



Reference: 7-2012

Red Dragon Roofing Torch Kits

Item Number	Part Number	Kit Contents	BTU/hr
280304	RT 2 1/2-20 C	RT 2 1/2-20 Torch, 25' Hose, Regulator, POL Fitting, Pressure Gauge, Torch Stand, & Spark Lighter w/Flints	400,000
280323	RT Combo	RT 2 1/2-20 Torch w/Male Quick Connect, RT 1 1/2-10 Torch w/ Male Quick Connect, Female Quick Connect, 25' Hose, Regulator, POL Fitting, Pressure Gauge, Torch Stand, & Spark Lighter w/Flints	400,000 / 50,000



RT 2 1/2-20 C



RT Combo

Red Dragon Torch Only

Item Number	Part Number	Part Description	OAL Length	Maximum BTU/hr
280309	HT 1 1/2-10	10 1/2" Bent Handle	15"	50,000
280328	RT 2 1/2-20	2 1/2" Dia. Torch Head w/Squeeze Valve, Grip, 18" Extension, & Stand	-----	400,000
280310	VT 1 1/2-12	1 1/2" Dia. Torch Head w/11 3/4" Handle	15"	50,000
280306	VT 2 1/2-0	Torch Head Only	5 1/2"	400,000
280325	VT 3-12	3" Dia. Torch Head w/11 3/4" Handle	16 1/2"	500,000
280324	VT 3-30	3" Dia. Torch Head w/28" Handle	33 1/2"	
280321	VT 3-60	3" Dia. Torch Head w/60" Handle	65"	



VT 3-12



VT 2 1/2-0



HT 1 1/2-10



RT 2 1/2-20



VT 3-30



VT 3-60



VT 1 1/2-12

Red Dragon Accessories

Item Number	Part Number	Part Description
280317	V-334	Heavy Duty Needle Valve with 1/4" MNPT x 1/4" FNPT Connections
280319	V-6591	Squeeze Valve with 1/4" FNPT Connections & 1/4" MNPT Hex Nipple
280316	HP-10	10' Hose Assembly with 1/4" MNPT on Both Ends
280327	HP-25	25' Hose Assembly with 1/4" MNPT on Both Ends



V-334



HP-10



V-6591

Mr. Heater Buddy® Heaters

Item Number	Part Number	Name	Area Heated	BTU	Cylinder Size	Run Time
215100	MH4B	Little Buddy®	95 Sq. Ft.	3,800	1 Lb.	5.6 Hrs.
273400	MH9BX	Portable Buddy®	225 Sq. Ft.	4,000 / 9,000		Low - 5.4 Hrs. High - 2.4 Hrs.
274800	MH18B	Big Buddy®	450 Sq. Ft.	4,000 / 9,000 / 18,000		Low - 10.8 Hrs. * Med. - 4.8 Hrs. * High - 2.4 Hrs. *

** 2 – 1 Lb. Cylinders.*



MH4B



MH9BX



MH18B



F273699



F237704

Mr. Heater Buddy® Series Parts

Item Number	Part Number	Part Description
273699	F273699	Required for use with all Portable Buddy & Big Buddy Heaters when attaching to a 20 Lb. propane tank.
273704	F273704	10’ Hose Assembly with 1”-20 Male x Excess Flow Soft Nose Male POL w/Handwheel

Mr. Heater Tank Top Parts

Item Number	Part Number	Description	Fits Models
273117	F273117	12.5” Thermocouple Lead	Replacement for most Mr. Heater Tank Top Models.
237314	F237314	Regulator	
273164	F273164	Grid Screen Kit *	

** Includes Replacement Hardware.*



F273164



F237314



F273164

Mr. Heater Forced Air Heaters					
Item Number	**Part Number**	**Approximate Area Heated**	**BTU**	**Cylinder Size**	**Run Time**
170035	MH38QFA	950 Sq. Ft.	38,000	20 Lb.	12 Hrs.
170055	MH60QFAV	1,500 Sq. Ft.	30,000 / 60,000		Low - 14 Hrs. High - 7 Hrs.
170483	MH85QFAV	2,125 Sq. Ft.	50,000 / 85,000		Low - 8.5 Hrs. High - 5 Hrs.
170125	MH125QFAV	3,125 Sq. Ft.	75,000 / 125,000	40 Lb.	Low - 11.5 Hrs. High - 7 Hrs.
170180	MH170QFAVT *	4,250 Sq. Ft.	125,000 / 170,000	100 Lb.	Low - 17 Hrs. High - 12.5 Hrs.
Special Order	MH400FAVT *	10,000 Sq. Ft.	250,000 / 400,000	2 - 100 Lb.	Low - 17 Hrs. High - 10 Hrs.

** Thermostat.* *10' Hose & Regulator Included.*



MH38QFA



MH125QFAV



MH170QFAVT

Mr. Heater Infrared Tube Heaters			
Item Number	**Part Number**	**Area Heated**	**BTU**
Special Order	MH45GSP	1,125 Sq. Ft.	45,000



Shown With Optional Decorative Grid Kit.

MH45GSP

Mr. Heater Radiant Garage Heaters

Item Number	Part Number	Area Heated	BTU	Ceiling Height
125444	MH25LP	625 Sq. Ft.	22,000	7’ - 8’
Special Order	MH40LP	1,000 Sq. Ft.	40,000	12’ - 15’

Includes Thermostat, All necessary Brackets, & Hardware.



MH40LP



MH25LP

Mr. Heater Convection Heaters

Item Number	Part Number	Approximate Area Heated	BTU	Cylinder Size	Run Time
170480	MH80CVX	2,000 Sq. Ft.	30,000 / 80,000	20 Lb.	Low - 14 Hrs. High - 5.4 Hrs.

10’ Hose & Regulator Included.



MH80CV



MH35LP



MH125LP

Mr. Heater Portable Radiant Heaters

Item Number	Part Number	Approximate Area Heated	BTU	Cylinder Size	Run Time
170700	MH35LP	875 Sq. Ft.	35,000	20 Lb.	12 Hrs.
170800	MH125LP	3,125 Sq. Ft.	125,000	100 Lb.	17 Hrs.

Includes 10’ Hose, & Regulator Handle & Wheels.

Mr. Heater Hose Assemblies

Item Number	Part Number	Hose Length	Tank Connection	Connection
273700	F273703-60	5’	Female QCC	1”-20 Male Swivel
273703	F273703-144	12’		
273701	F273701	5’	Excess Flow Soft Nose Male POL w/Handwheel	
273702	F273702	12’		
273710	F273710	5’	1”-20 Female Swivel	
273711	F273711	12’		
273071	F273071	5’	Regulator with Restricted Flow Soft Nose POL & Handwheel	3/8” F. Flare
273072	F273072	12’		



F273703



F273701



F273710



F273071

Mr. Heater Stay A While Kits

Item Number	Part Number	Kit Contents
273733	F273733	Excess Flow Soft Nose Male POL x Female POL x 1”-20 Male x 1/4” Female Inverted Flare
		5’ Hose Assembly with Excess Flow Soft Nose Male POL x 1/4” Male Inverted Flare
273734	F273734	Excess Flow Soft Nose Male POL x Female POL x 1”-20 Male x 1/4” Female Inverted Flare
		5’ Hose Assembly with Excess Flow Soft Nose Male POL x 1/4” Male Inverted Flare
		12’ Hose Assembly with 1”-20 Male x 1”-20 Female



F273733



F273734



MER472

Stay-Longer Propane Kit

Item Number	Part Number	Kit Contents
405031	MER472	ME420 — .9 GPM Excess Flow Male Hard Nose POL x Female POL x 1”-20 Male x 1/4” Female Inverted Flare
		5’ Hose Assembly with .9 GPM Excess Flow Male POL x 1/4” Male Inverted Flare

Camping Fittings			
Item Number	**Part Number**	**Inlet**	**Outlet**
405060	ME417	1/4” MNPT	1”-20 Male w/O-Ring
405066	ME483	1”-20 Female Cap w/Strap	-----
150606	ME484	1”-20 Female	1/4” Hose Barb
150607	ME485		1/4” FNPT
405068	ME487		Female POL
405078	ME488		1/4” MNPT
150264	ME491	3/8” Male Flare	1”-20 Male
405065	ME492	1/4” FNPT	
405062	ME493	9/16”-18 Male Left Hand	1”-20 Male w/Check & O-Ring
405064	ME494		1”-20 Male
405106	ME496	1/4” Hose Barb	1”-20 Male Swivel w/Valve Stem & O-Ring


ME417


ME483


ME484


ME485


ME488


ME492


ME487


ME491


ME493


ME494


ME496

Camping Tees, Elbows, & Adaptors

Camping Tee					
Item Number	**Part Number**	**Inlet**	**Auxiliary Inlet**	**Outlet 1**	**Outlet 2**
405061	ME420	.9 GPM Excess Flow Male Hard Nose POL	1/4” Female Inverted Flare w/Check	Female POL	1”-20 Male

Camping Elbows & Adaptors				
Item Number	**Part Number**	**Inlet**	**Outlet 1**	**Outlet 2**
406262	ME423	.9 GPM Excess Flow Male Hard Nose POL	Male QCC/Female POL w/Quick Closing Poppet	1”-20 Male
405264	ME481	1”-20 Female		-----
150655	ME474	Female QCC	1”-20 Male	-----
150653	ME475	#60 Male Soft Nose POL w/ Plastic Handwheel		-----
405266	ME475AR	#60 Male Soft Nose POL w/ Brass Handwheel		-----
405276	ME497AR	90° Male Soft Nose POL w/ Brass Handwheel Length 4.75”		-----

Warning: *An Excess Flow Valve will not activate if there is a break or leak downstream of the valve that does not equal or exceed the closing flow of the valve or if the Excess Flow Valve installed exceeds the flow capacity of the system. See the Excess Flow Warning page for more information regarding the use of Excess Flow Devices.*



ME497AR



ME423



ME420



ME474



ME475



ME475AR



ME481

Impco Converters

Item Number	Part Number	Description
404516	EB-2	325 HP Converter
404509	JB-2	100 HP Converter
404572	Cobra *	100 HP Converter
404518	LB-2	325 HP Converter

** Direct Replacement for JB-2.*

Impco Dual Fuel Mixers

Item Number	Part Number	Description
404119	CT425M-2	Impco Mixer (Propane Only)


JB-2


LB-2


EB-2


CT425M-2

Impco Repair Kits

Item Number	Part Number	Description
404510	F1-10	VFF30-2 Replacement Filter
404514	RK-VFF30-2	VFF30 Series Repair Kit
404511	RK-E-2	Model “E” Converter Kit
404500	RK-J-2	Model “J” Converter Kit
404159	RK-L-2	Model “L” Converter Kit


RK-VFF30-2


F1-10

Mixer Subassemblies

Item Number	Part Number	Description
404144	AD1-28-1	Diaphragm w/Gasket
404120	AV1-16-2	Air Valve Assembly


AD1-28-1


AV1-16-2

Bulkhead Fittings

Item Number	Part Number	Connection	Connection
750486	MET443	3/8” Male Flare	1/4” FNPT (2 Ports)
750487	MET444	3/4”-16 Male / 1/4” FNPT	


MET444

Fuelocks

Item Number	Part Number	Description
404508	VFF30-2	Impco Filter/Fuelock 325 HP
703360	AFC121	Straight 12V
703361	AFC142	Filter 12V Lock-Off



AFC121



AFC142



VH100



VFF30-2

Hose & Filters

Item Number	Part Number	Description
754370	VH100	1” Vapor Carb Hose
750804	PF-0532	3/8” Flare x 1/4” FNPT Trap-All
750815	PF-052FM	1/4” FNPT x 1/4” MNPT Trap-All



PF-052FM

Forklift Cylinder Brackets

Item Number	Part Number	Description
751500	TB-2	Horizontal Bracket — 33# & 43#
751552	TB-67	Horizontal (Low Profile) for 33 1/2 & 43 1/2
751501	TB2-60	Toggle Assembly



TB-67





TB-2



TB2-60

Carburetion Fitting

Item Number	Part Number	Inlet	Outlet	Side Port
405108	ME229-EL	1 3/4” F. Acme	1/2” M. Flare	-----
405130	ME8346	5/16” ID	3/8” F. Flare	1/4” FNPT



ME229-EL



ME8346

Common Gaskets			
Item Number	**Part Number**	**Size**	**Application**
403005	MSW4	1 1/4” Acme	Forklift Connection
126663	MSW3 (1E8122)	1 1/4” Acme	Filler, Vapor Return Valve, & Adaptors
119337	ST-1102A-16	1 3/4” Acme	
126670	ST-1E8126	2 1/4” Acme	
126673	ST-1E8128	3 1/4” Acme	
128169	T10948	4 1/4” Acme	

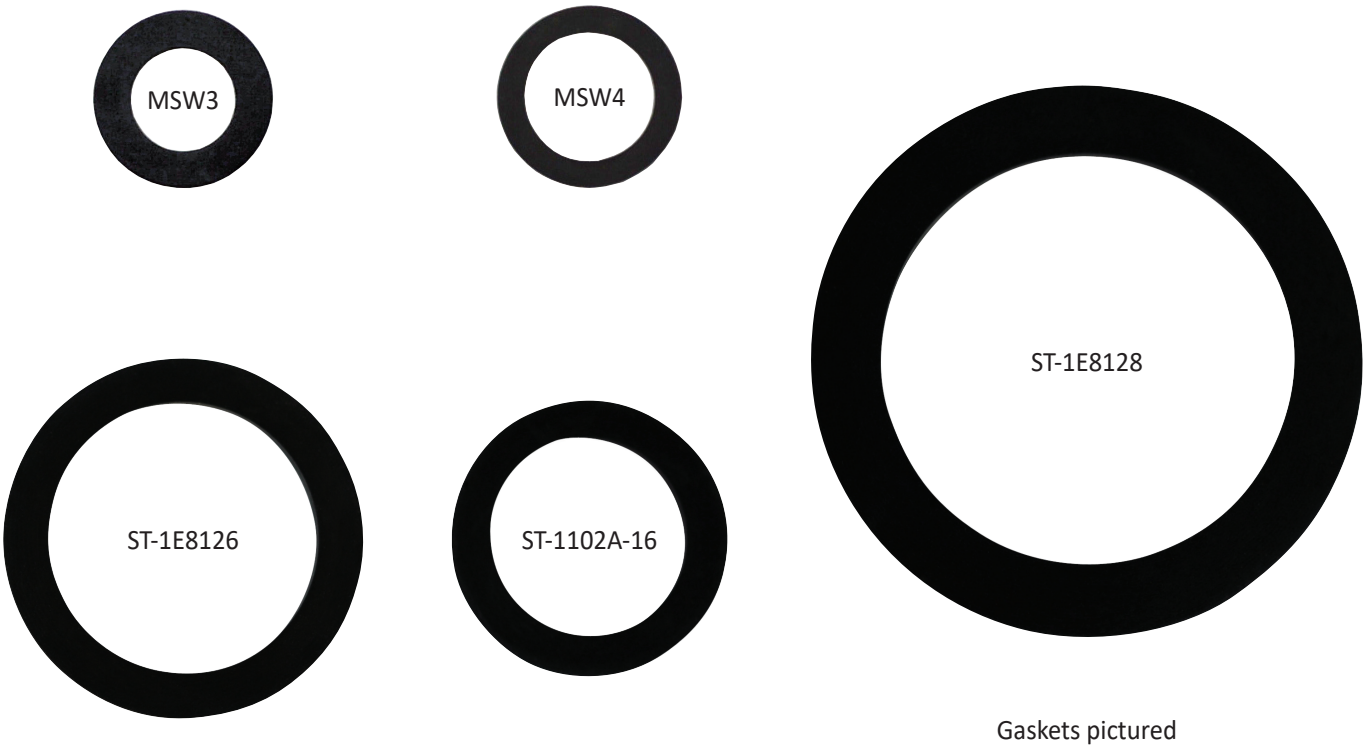

Gaskets pictured are actual size.

Common O-Rings			
Item Number	**Part Number**	**Size**	**Application**
405084	568-110-01	POL	POL Nipple
403008	114	1 1/4” Acme	Internal Forklift
403010	210	1 1/4” Acme	Filler, Vapor Return Valve, & Adaptors
403012	216	1 3/4” Acme	
129055	T12655T0012	2 1/4” Acme	
127070	ST-1H2917	3 1/4” Acme	
403015	238	4 1/4” Acme	

Float Gauge Gaskets, O-Rings, & Gasket Kit

Float Gauge Gaskets & O-Rings		
Item Number	**Part Description**	**Application**
130121	Jr. Gauge Gasket — Buna-N	Junior Float Gauges
130134	Jr. Gauge Gasket — Teflon	
403014	Jr. Gauge O-Ring	
130122	Sr. Gauge Gasket — Buna-N	Senior Float Gauges
130130	Sr. Gauge Gasket — Teflon	
130131	Sr. Gauge Gasket — Spirotallic	
403013	Sr. Gauge O-Ring	
130040	Master Gasket — Spirotallic	Master & RoadMaster Gauges

Gaskets pictured are actual size.

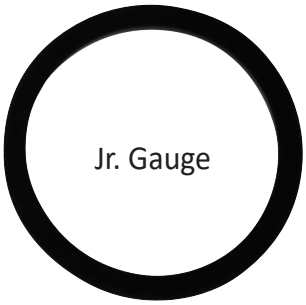

Jr. Gauge



Sr. Gauge



Master & RoadMaster Gauge

MEC Seal Kit		
Item Number	**Part Number**	**Part Description**
150628	MEW1	Serviceman's Replacement Seal Kit



MEW1



MEW1 Contents

MEW 1 Contents	
Part Description	**Quantity.**
1 1/4" Acme Gasket (Motor Fuel)	9
1 1/4" Acme Gasket	10
1 3/4" Acme Gasket	10
2 1/4" Acme Gasket	10
3 1/4" Acme Gasket	10
Male Motor Fuel O-Ring	12
POL O-Ring	12

Squibb-Taylor Valves

Fits	Repair Kit		Bonnet Assembly		Stem & Disc Assembly		Handle Assembly	
	Item Number	Part Number	Item Number	Part Number	Item Number	Part Number	Item Number	Part Number
AL107	112052	107-22	-----	-----	-----	-----	-----	-----
AL109	112057	109-22	-----	-----	-----	-----	-----	-----
AL111	112065	111-22	-----	-----	-----	-----	-----	-----
113-1000	112064	113-22	-----	-----	-----	-----	-----	-----
AL308 & AL309	119039	308-22	119040	308-25	119041	308-26	-----	-----
AL310, AL311, A1587, A1590, A1596, A1597, A1598, A1599	119059	310-22	119060	310-25	119061	310-26	-----	-----
AL312 & AL313	119109	312-22	119110	312-25	119111	312-26	-----	-----
AL314 & A315	119125	314-22	119126	314-25	119127	314-26	-----	-----
AL316, AL316F, AL317, & AL317F	119169	316-22	119170	316-25	119171	316-26	-----	-----
AL320, AL320F, AL321, & AL321F	119217	320-22	119218	320-25	119219	320-26	-----	-----
AL342, AL343, & AL362	119360	343-22	119335	343-25	119333	342-1700	119359	340-1300
AL344 & AL345, & AL361	119361	344-22	119356	345-25	119221	340-1200		
L424A, AL343A & AL362A	119351	363-22	-----	-----	-----	-----	-----	-----
AL407 & AL409	119255	407-21	119257	407-25	119256	407-23	-----	-----
AL410, AL411, AL412, & AL413	119279	410-21	119281	410-25	119280	410-23	-----	-----
AL416 & AL417	119289	417-22	119290	417-25	-----	-----	119291	417-1400
L422, L423, & L424	119464	422-22	-----	-----	-----	-----		
L422	-----	-----	119466	422-1600	119468	422-1300		
L423	-----	-----	119470	423-1600	119472	423-1300		
L424	-----	-----	119474	424-1600	119476	424-1300		

Fisher Cylinder & Service Valves

Item Number	Part Number	Fits	Repair Kit Contents
129080	T13184T0012	B600, C600, & L600 Series	Diaphragm Assembly

Fisher Regulators			
Item Number	**Part Number**	**Fits**	**Repair Kit Contents**
125031	R63EGX00132	63EGLP	Repair Kit for Main Body
129987	R64X0000012	64 Series	Valve Spring, O-Ring, Disc Holder Assy., Valve Stem, Diaphragm Assy., & Vent Screen
Special Order	R64SRT00012	64 SR Series	O-Rings, Disc Holder Assy., & Diaphragm
Special Order	R67X0000012	67, 67G, & 67Y Series	Inner Valve & Stem, Valve Spring, Diaphragm Assy., & Gasket
129858	R98HX000052	98H-17, 18	Seat Ring, Valve Plug, Gasket, Diaphragm, & Diaphragm Gasket
129855	R98HX000032	98H-22, 30, & 31	Seat Ring, Valve Plug, Gasket, Diaphragm, O-Rings, O-Ring Retainer, & Machine Screw
129994	R99LX000022 [1]	99-50XP/M	**Regulator** — Pusher Post, Diaphragm, Body Gasket, Disc, Seat Ring, Spring Case Gasket **P590 Series Filter** — Filter Element & Gasket **Pilot** — Upper Relay Diaphragm, O-Ring, Relay Orifice, Lower Relay Diaphragm, Relay Disc Assembly, Bleed Valve Spring, Bleed Spring, Bleed Orifice, & Closing Cap Gasket
129991	R99LX000012 [2]	99-51XP/M	
129993	R99HX000022 [1]	99-901P/M	
129990	R99HX000012 [2]	99-903P/M	
129995	R133HX00012	133H-1, 133L-4	Seat Ring, O-Rings, Bearing, Closing Cap Gasket, Diaphragms, Sealing Washer, Guide Bushing, Valve Disc Assy., & Thrust Washer (133H Only)
Special Order	R289HX00022	289H-2 & 4	Diaphragm Assy., Gaskets, & O-Ring
125003	R289HX00012	289H-41 & 42	Diaphragm Assy., Screen, Gaskets, & O-Rings
129992	R620X000A12	620-58	Disc Holder Assy., Body Gasket, Diaphragm, & O-Ring
129909	R620X000A32	620-62, 77, & 78	Disc Holder Assy., Body Gasket, Diaphragm, & O-Ring
127789	R627X000A12	627-5810, 6210, & 7710	Diaphragm Case O-Ring, Disc Holder Assy., Stem O-Ring, Stem Backup Ring, Hair Pin Clip, Diaphragm, Blocked Throat O-Ring, & Blocked Throat Backup Ring
129970	R630X000L22	630-104/78	Diaphragm, Gaskets, & Valve Disc Assembly
125004	RS100X00012	S102L	Diaphragm, Disc Holder Assy., & Gasket
125001	RS201X00012	S202G	Closing Cap Gasket, Diaphragm, Disc Holder Assy., & O-Ring
125002	RS301X00012	S302G	Diaphragm, Diaphragm Pad, Disc Holder Assy., O-Ring, & Closing Cap Gasket
Special Order	R1805X00012	1805-13, 18	Tetraseal O-Ring, O-Ring, & Diaphragm

1. 1 1/8" Orifice.

2. 7/8" Orifice.

Fisher Internal Valves			
Item Number	**Part Number**	**Fits**	**Repair Kit Contents**
125005	RC208T00012	C208-10	Seat Disc & O-Rings
125010	RC40016T012	C402-16, C421-16, & C427-16	Discs, Packing, Stub Shaft, O-Rings, Cotter Pin, & Washer
125015	RC40024T012	C402-24, C421-24, & C427-24	
125020	RC40324T012	C403-24	
128025	RC40424T012	C404-24	
125030	RC40710T012	C407-10	Discs, Packing, & O-Ring
125012	RC47016T012	C471-16 & C477-16	Discs, Packing, Stub Shaft, O-Rings, Cotter Pin, & Washer
125017	RC47024T012	C471-24 & C477-24	
125022	RC48324T012	C483-24	
125023	RC48424T012	C484-24	

Fisher Globe & Angle Valves				
Item Number	**Part Number**	**Fits**	**Sizes**	**Repair Kit Contents**
125050	RN30008T012	N300, N400, N310, & N410	1/2”, 3/4”, & 1”	Repair Kit Disc, Packing, O-Ring, & Body Gasket
125055	RN30012T012		1 1/4” & 1 1/2”	
125060	RN30016T012		2”	
125065	RN30024T012 *		3”	
125070	RN350T00012	N350 & N450	1/2” & 3/4”	

** May substitute 320-22 (119217).*

Fisher Globe & Angle Valves				
Item Number	**Part Number**	**Fits**	**Sizes**	**Kit Contents**
129064	T12690T0012	N300, N400, N310, & N410	1/2”, 3/4”, & 1”	Topworks (Bonnet) Assembly
129291	T20838T0012		1 1/4” & 1 1/2”	
129284	T20818T0012		2”	
Special Order	T40259T0012 *		3”	

** May substitute 320-25 (119218).*

Fisher Globe & Angle Valves				
Item Number	**Part Number**	**Fits**	**Sizes**	**Kit Contents**
129580	T12592T0012	N300, N400, N310, & N410	1/2”, 3/4”, & 1”	Stem & Disc Assembly
129871	T13281T0012		1 1/4” & 1 1/2”	
129869	T13260T0012		2”	
Special Order	T20461000A2 *		3”	

** May substitute 320-26 (119219).*

Index

- 3/4" LP Gauges 19
- 1" LP Gauges 20
- 1 1/4" LP Gauges 21
- 1"-20 w/Hose Barb 11
- 2-Bolt Clamp Hose Couplings 10

A

- Accu-Max™ Float Gauges 30
- Accu-Max™ Gauge Parts 30
- Acme Caps & Plugs — Plastic 112
- Acme Fittings — Brass
  - Acme Adaptor Caps 106
  - Female Acme Caps 111
  - Female Acme Filler Couplings 108
  - Female Acme Vapor Couplings 110
  - Male Acme X FNPT Adaptors 107
  - Male Acme X Male Acme Adaptors 106
  - Male Acme X MNPT Adaptors 106
- Acme Fittings — Steel
  - Acme Adaptor Caps 109
  - Female Acme Caps 111
  - Female Acme Vapor Couplings 110
  - Filler Couplings 108
  - Male Acme X FNPT Adaptors 109
  - Male Acme X Male Acme Adaptors 109
  - Male Acme X MNPT Adaptors 109
- Acme Gaskets & O-Rings 332
- Acme Gaskets & Parts 107
- Acme Plugs — Metal 110
- Acme Spanner Wrench 112
- Acme Strainer Screens 107-108
- Actuators - ESV's - Fisher 271
- Actuators - ESV's - MEC 273
- Actuators - Internal Valves - Fisher 254
- Actuators - Internal Valves - MEC 256
- Algas
  - Direct Fired Vaporizer 219
  - Direct Fired Vaporizer Parts List
    - 40/40H 220-221
    - 80/40H 222-223
    - 120/60H 224-225
    - 160H - 800H 226-227
  - Second SunTM Tank Heater 229
  - Torrexx Vaporizer 229
  - Zimmer Vaporizer 228
- Allegheny 255
- Alternate Energy Vaporizer Parts 230
- Angle Valves - Fisher 240
- Angle Valves - MEC 243
- Angle Valves - Squibb Taylor 239
- Anode Testing Equipment 139
- Anodes 139
- Apollo Ball Valves 237
- Appliance - Flex Connectors 102-103
- Appliance Regulators
  - Fisher Appliance Regulators 71
  - MEC Appliance Regulators 80
- MEC Compact High Pressure Regulators 82
- MEC Low Pressure Single Stage Regulator 82
- MEC R.V. Regulators & Accessories 81
- Appliance - Valve - **See Valve**
- ASME
  - External Relief Valve 124-125
  - Fill Valve 113
- Gauge-Tank - **See Gauge**
  - Internal Relief Valve 126
  - Multi-Valve 118
- Pressure Gauge - **See Pressure Gauge**
  - Service Valve 118
- Autogas - Dispenser Valves 232-234
- Autogas - Pumps 148

B

- Back Check Valves 283-285
- Ball Valves - **See Valves**
- Backpressure Regulators/Relief Valves
  - Fisher Liquid Service Relief Valves 70
  - Fisher Vapor Relief Valves 70
  - MEC Liquid Backpressure Reg./Relief 79
  - MEC Vapor Backpressure Reg./Relief 79
- Band-It® Hose Clamps 13
- Band-It® Tool 13
- Bent Copper Pigtails 85
- Black Pipe – Schedule 40
  - Bell Reducers 99
  - Fittings 99
  - Hex Bushings 99
  - Nipple Kits 98
  - Square Head Plugs 99
  - Unions 99
  - Welded Nipples 98
- Blackmer
  - Base Mounted Pumps 165
  - Bottle Filling Pumps 164
  - Bypass Valves 183
  - LG Series Parts List 166-169
  - LGL Series Parts List 170-175
  - TLGL Series Parts List 176-179
  - Plant Pumps 165
  - Repair Kits 180-182
  - Truck Pumps 165
- Bleed Valves - Brass 114
- Bleed Valves - Steel 279
- Boss Clamp Hose Ends 10
- Bot-L-Wrench 131
- Bottle Filling Valves 234
- Brass Acmes
  - Adaptor Caps 106
  - Female Acme Caps 111
  - Female Acme Filler Couplings 108
  - Female Acme Vapor Couplings 110
  - Male Acme X FNPT Adaptors 107
  - Male Acme X Male Acme Adaptors 106
  - Male Acme X MNPT Adaptors 106
- Brass Ball Valve 600 PSIG 104
- Brass Ball Valve w/Dielectric Union 134
- Brass Excess Flow Valves - Fisher 281
- Brass Excess Flow Valves - MEC 282
- Brass Fittings
  - Female Elbows 96
  - Female Half Unions 95
  - Flare Bonnets 97
  - Flare Caps 94
  - Flare Crosses 96
  - Flare Elbows 96
  - Flare Plugs 97
  - Flare Tees 94
  - Flare Union 95
  - Forged Flare Nuts 94
  - Hex Pipe Nipples 97
  - Male Elbows 96
  - Male Half Unions 95
  - Pipe Tees 97
  - Reducing Flare Nuts 94
  - Reducing Flare Tees 94
  - Reducing Flare Union 95
  - Short Flare Nuts 94
  - Swivel Connectors 97
- Brass Hose Nipples - High Pressure 12
- Brass Hose Nipples - Low Pressure 12
- Brass Hose Nipples - Swivel 12
- Breakaway - Forklift - Autogas 294
- Broken Screw Kit 42
- Bulkhead Fittings 330
- Bulkheads 293
- Bypass Valves
  - Blackmer Bypass Valves 183
  - Corken Bypass Valves 183
  - Fisher Backpressure Valves 184
  - Fisher Bypass Valves 184
  - MEC Bypass Valves 185

C

- Camping Elbows & Adaptors 329
- Camping Fittings 328
- Camping Tees 329
- Caps & Collars - Cylinders 129
- Carburetion - **See Impco**
- Carburetion Fittings 331
- Carburetion Hose & Filters 331
- Chain Reference Chart 112
- Compact High Pressure Regulators - Fisher 60
- Compact High Pressure Regulators - MEC 76
- Container Thermometers 279
- Continental Fittings
  - 90° Elbows 136
  - Caps 135
  - Chamfering Tools 135
  - Flex Risers 138
  - Full Coupling 136
  - Reducing Coupling 135

- Continental Fittings Continued
  - Reducing Tees 136
  - Rigid Risers 137
  - Tees 136
  - Transition Couplings 137
  - Transition Fitting 135
- Copper Pigtails 84
- Copper Tubing 133
- Corken
  - Autogas Parts List 149
  - Autogas Pumps 148
  - Bypass Valves 183
  - Base Mounted Compressors 188
  - Compressor Accessories 188
  - Compressors 186
  - Compressor Repair Kits 189
  - Coro-Flo® Parts List 147
  - Coro-Flo® Pumps 146
  - Coro-Vane® Base Mounted Pumps 151
  - Coro-Vane® Parts List 152-154
  - Coro-Vane® Pumps 150
  - Repair Kits 155-157
  - Z-Series Parts List 158-162
  - Z-Series Pumps 150
- Cylinder Cap & Collars 129
- Cylinder Filling Valve - N201 130
- Cylinder Valve Tools 131
- Cylinders 128-129

D

- Decals 315-319
- Detecto Tape 138
- Dial Brackets
  - Glue-On Dial Brackets 42
  - Master Gauge Dial Brackets 27
  - RoadMaster Dial Brackets 25
  - ViSible 4” Dial Brackets 42
- Dial Installation 47-49
- Dial Ordering Information 45-46
- Dial Screws 42
- Dials
  - Combo LP & NH3 RoadMaster 4” 39
  - Combo LP & NH3 ViSible 4” 39
  - Combo LP & NH3 Master 8” 2-Bracket 40
  - Combo LP & NH3 Master 8” 3-Bracket 41
  - LP Above Ground 34
  - LP Below Ground & Motor Fuel 35
  - LP Glue-On, ViSible 4”, & Master 8” 38
  - LP Lift Truck 36
  - LP Vertical Cylinder 37
- Diaphragm Relief Valves - Fisher 70
- Diaphragm Relief Valves - MEC 79
- Dielectric Copper Pigtails 134
- Dielectric Union – Ball Valve 134
- Dielectric Unions 134
- Direct Fired Vaporizer - **See Algas**
- Dormont Connectors 102-103
- Dwyer Manometers 91

E

- Electric Motors 163
- Electric Vaporizer - **See Algas**
- EMT Tubing & Fitting 275
- Evacuation Fitting 86
- Excess Flow Valves 280-283
- Extra Heavy Swage Nipples 100
- Extra Heavy Welded Nipples 100

F

- Fill Valve
  - Adaptor 117
  - ASME 113
  - Bulk Storage 290
  - Forklift 113
  - Motor Fuel 113
- Filler Couplings 235
- Filler Valves 113
- Filler Valve Parts & Accessory 113
- Filter - Trapall 258
- Fisher
  - Angle Valves 240
  - Back Check Valves 284
  - Bypass Valves 184
  - Commercial / Industrial High Pressure Regulators
    - Automatic Changeover Regulators 59
    - Changeover Manifold Regulators 59
    - 67C & 64 Series Regulators 60
    - 627 & 630 Series Regulators 61
    - 99 Series Regulators 62
    - 1098 Series Regulators 64
  - Commercial / Industrial Low-Pressure Regulators
    - 299H, 99, & 133 Series 63
    - CS200, CS400, & CS800 Series 66-67
    - CS403, CS404, CS803, & CS824 Series 68-69
  - Domestic Regulators
    - 2-PSI Service Regulators 58
    - Appliance Regulators 71
    - First-Stage Regulators 54
    - Integral 2-PSI Regulators 56
    - Integral Two-Stage Regulators 56
    - Jurisdictional Regulators 57
    - Mounting Brackets 71
    - Regulator Plug, Adaptor, & Filter Assy. 71
    - Second-Stage Regulators 55
  - ESV Accessories 271
  - ESV Valves 270-271
  - Excess Flow Valves 280-281
  - External Relief Valves 124
  - External Relief Valve Accessories 124
  - Globe Valves 240
  - Hose End Valve 234
  - Internal Relief Valves 274
  - Internal Valve Air Actuators 254
  - Internal Valve Cable Latches 255
  - Internal Valves 244-253
- Fisher Continued
  - Internal Valves – Special Trim 253
  - Large Filler Valves 290
  - M570 235
  - M570 Parts 235
  - Liquid Service Relief Valves 70
  - Pilot Operated Regulators (1098 Series) 64
  - Pilot Operated Regulators (99 Series) 62-63
  - Relief Valves & Accessories 274-275
  - Vapor Service Relief Valves 70
  - Vent Assemblies 70
- Fitting Adaptors 258
- Flaring Tool 133
- Flex - Stainless Steel 288
- Flex Vent Regulator Vent Kit 80
- Flow Indicators 31
- Flow Indicator Parts 31
- Forged Steel Fittings 101
- Forged Steel Hex Bushings 101
- Forged Steel Hex Head Plugs 101
- Forged Steel Unions 101
- Forklift
  - Connectors & Parts 114
  - Cylinder Brackets 131, 331
  - Liquid Level Valves 114
  - Relief Valves & Parts 115
  - Service Valves & Parts 115
- Free All 314
- Fuelocks 331

G

- Gas Match 315
- Gasket Kit 333
- Gaskets & O-Rings 332
- Gasoila 314
- Gastite
  - FlashShield CSST Reels 140
  - Jacket Stripper 144
  - Manifold Bracket 142
  - Modular Stub System 142
  - Multi-Port Manifolds 142
  - Regulators 144
  - Steel Conduit Coils 143
  - Steel Conduit Sections 143
  - Striker Plates 143
  - Tubing Cutter 144
- Gastite XR3
  - Appliance Stub-Out 141
  - Coupling 140
  - Female Straight 140
  - Male Straight 140
  - Outlet Box 144
  - Tee 140
  - Termination 141
  - Termination Bracket 141
  - Termination w/Flange 141

Index

- Gauges
  - Bobtail 24
  - Cylinder 22
  - Forklift 23
  - Junior Head 15-17
  - Liquid Filled 83
  - Motor Fuel 17
  - Ordering Information 44
  - Pressure 83
  - Reference Information 43
  - Senior Head 18
  - Storage 26
  - The Eliminator™ 28
  - Threaded 19-21
- Gauge Snubber 83
- Globe & Angle Valves - Fisher 240
- Globe & Angle Valves - MEC 243
- Globe & Angle Valves - Squibb Taylor 239
- Gloves 313
- Grounding Stud 288

H

- Hannay Hose Reel Parts 298
- Hannay Parts Lists 299-311
- Hannay Single Hose Reels 297
- High Pressure Gas Connections 13
- High Pressure Vapor Hose Assemblies 8
- High Pressure Test Equipment 92
- Hose
  - Bobtail 3
  - High Pressure 6
  - Liquid 6
  - Low Pressure Vapor 8
  - Protective Wrap 6
- Hose Buddy 6
- Hose End Check Adaptors 235
- Hose End Valve Holster 233
- Hose End Valves
  - Bottle Filling 234
  - Fisher 234
  - MEC 233
  - Squibb Taylor 232
- Hydrostatic Valves 125

I

- Impco
  - Converters 330
  - Dual Fuel Mixers 330
  - Mixer Subassemblies 330
  - Repair Kits 330
- In-Line Sight Flow 287
- Internal Relief Valves 126
- Internal Relief Valve Accessories 126
- Internal Valve Air Actuators - Fisher 254
- Internal Valve Air Actuators - MEC 256
- Internal Valves - Fisher 244-253
- Internal Valves - MEC 259-269

J

- JC-30 314
- Jomar Brass Ball Valves 237
- Jomar Domestic Ball Valves 104
- Jomar Stainless Steel Ball Valves 237
- Junior LP Gauges
  - Above Ground LP Gauges 15
  - Below Ground LP Gauges 16
  - Gauge Parts 15-17
  - Motorfuel LP Gauges 17

K

- Krug Compressor 190
- Krug Hand Pump 190

L

- Large Fisher Filler Valves 290
- Leak Detector - Tola Liquid 314
- Leak Test Equipment 89-92
- Lift Truck LP Gauges 23
- Lighters 315
- Liqua-Tech LPM-102 Parts List 192-195
- Liqua-Tech LPM-200 Parts List 196-202
- Liqua-Tech Meters 191
- Liquid Level Vent Valves 279
- Liquid Service
  - Fill Valve Adaptor 117
  - Relief Valves - Fisher 274-275
  - Relief Valves - MEC 276-278
  - Transfer Valves 117
  - Withdrawal Parts 117
  - Withdrawal Valves & Adaptors 116
- Loading Arms 292
- Low Emission Hose End Valves 232
- Low Pressure Fisher Regulators 63
- Low Pressure Single Stage Regulators 82
- Low Pressure Test Equipment 90
- LP Dials - **See Dials**

M

- Manometers 91
- Master Gauge Parts 27
- Master Gauges 26
- MEC
  - Accu-Max™ Float Gauges 30
  - Angle Valves 241-243
  - Back Check Fill Valves 290
  - Back Check Valves 285
  - Breakaway Couplings 294
  - Bypass Valves 185
  - Commercial / Industrial Regulators
    - MEC First-Stage High Pressure Reg. 77
    - MEC Second-Stage Low Pressure Reg. 78
  - Domestic Regulators
    - 2-PSI Service Regulators 74
    - Automatic Changeover Regulators 75
    - First-Stage Regulators 72
    - Integral Two-Stage Regulators 74
    - Mounting Bracket 81
    - Second-Stage Regulators 73
- MEC Continued
  - Second-Stage Dielectric Regulators 73
  - ESV Accessories 273
  - ESV Valves 272
  - External Pressure Relief Valves 125
  - Flanged Full Internal Relief Valve 278
  - Flex Vent Regulator Vent Kit 80
  - Full Internal Relief Valves 278
  - Globe Valves 241-243
  - High Pressure Regulators
    - MEGR-11301F 76
    - MEGR-164 Series 76
    - MEGR-6120 & MEGR-6121 Series 75
  - Hose End Swivel 233
  - Hose End Valve Holster 233
  - Hose Reel 296
  - Internal Relief Valves 278
  - Internal Valves 259-269
  - Internal Valve Actuators 256-257
  - Metal Acme Plugs 110
  - Mini Quad-Port Relief Valve Manifold 276
  - Multi-Purpose Valves & Parts 119
  - Liquid Backpressure Reg./Relief 79
  - Liquid Withdrawal Valve 119
  - Low Emission Hose End Valves 233
  - Quad-Port Relief Valve Manifold 276-277
  - Quick Acing Valves 233
  - Rubber Pigtails 85
  - Toggle Valve Repair Kits 234
  - Toggle Valves 234
  - Turbo-Flo LE™ 291
  - Vapor Backpressure Reg./Relief 79
  - Versa-Fill™ Bypass Valves 294
  - Vent Assembly 80
- Methanol Injector 121
- Mixer Subassemblies 330
- Monitor - Tank 32
- Monitor Overpressure Protection 65
- Motor Bases 163
- Motor – Electric 163
- Motor – Hannay 298
- Motor Fuel
  - Hose 9
  - Hose Ends 9
  - Filler Valve Accessories 113
  - Filler Valves 113
  - Liquid Service Valves 123
  - Liquid Service Valves & Parts 123
  - Relief Valves 123
- Mr. Heater
  - Buddy® Heaters 324
  - Buddy® Series Parts 324
  - Convection Heaters 326
  - Forced Air Heaters 325
  - Hose Assemblies 327
  - Infrared Tube Heaters 325

• Mr. Heater Continued	
• Portable Radiant Heaters	326
• Radiant Garage Heaters	326
• Stay A While Kits	327
• Tank Top Parts	324
• Universal Fuel Filter	324
• Multi Head Service Valves	118
• Multi-Purpose Valves & Parts	118
• Multi-Service Valve Tool	118
• Multi-Service Valves	118
N	
• N201	130
• N551 Accessories	271
• N551 Emergency Shutoff Valves	270
• Needle Valves	287
• Neptune 1” Parts List	204-206
• Neptune 1 1/4” & 1 1/2” Parts List	207-212
• Neptune 2” Parts List	213-218
• Neptune Meters	203
O	
• OPD Valve – Tools	131
• OPD Valves	127
• O-Rings - Acme Adaptors	332
• O-Rings - Serviceman's Kit	333
P	
• Parker LP-Gas Bobtail Delivery Hoses	295
• Parker LP-Gas Hose	
• Bobtail Delivery Hoses	3
• Bulk Hose	6
• Hose Assemblies - 3/8” Hose	4
• Hose Assemblies - 1/2” Hose	4
• Hose Assemblies - 3/4” Hose	4
• Hose Assemblies - 1” Hose	4
• Hose Assemblies - 1 1/4” Hose	5
• Hose Assemblies - 2” Hose	5
• Vapor Hose	8
• Vapor Hose Assemblies	8
• Wire-Braided Hose	9
• Parking Plugs	288
• Penetrating Oil	314
• Pigtails	
• MEC Bent Copper Pigtails	85
• MEC Copper Pigtails	84
• MEC Rubber Pigtails	85
• Pilot Operated Fisher Regulators (99)	62-63
• Pilot Operated Fisher Regulators (1098)	64
• Pipe Dope	314
• Pipeaway Adaptor - Motor Fuel	123
• Pipeaway Adaptor	275
• Piping	
• Gastite - **See Gastite**	
• Poly - **See Poly Pipe**	
• Steel - Black Fittings	99
• Steel - Black Nipples	98
• Steel - Schedule 80 Nipples	100
• Steel -Forged Steel Fittings	101-102
• Plastic Acme Caps	112
• Plastic Acme Plugs	112
• PLS-2	314
• Pneumatic Accessories	258
• POL & QCC Adaptors & Filler Couplings	236
• POL Plugs, Cap, & Tool	87
• POL Replacement O-Ring	11
• POL Single-Piece Adaptors	87
• POL Two-Piece Adaptors	86
• POL w/Hose Barb	11
• Poly Pipe	135
• Poly Pipe Accessories	138
• Poly Pipe Fittings	135-137
• PowerTorq Rotary Actuators	257
• Pressure Gauges	83
• Pro-Tec-To-Wrap	6
• Pumps	
• Blackmer	164-165
• Blackmer Parts	180-182
• Corken	146-151
• Corken Parts	155-157
• Krug	190
• Mounting Bases	151
Q	
• QCC Adaptors	86
• QCC Connectors	86
• QCC Evacuation Fitting	86
• QCC Filler Couplings	236
• QCC Valve Caps	127
• QCC w/ Hose Barb	11
• Quick Acting Hose End Valves	232
• Quick Acting Valve Repair Kits	234
• Quick Acting Valves	234
R	
• R.V. Changeover Regulators	81
• R.V. Low Pressure Two Stage Regulators	81
• R3D Gen4 Modules	33
• R6315-12 Liquid Level Transmitter	33
• Range Connector Fittings	103
• Rectorseal	314
• Red Dragon	
• Liquid Torch Kit	322
• Propane Flare	322
• Roofing Torch Kits	323
• Torch Accessories	323
• Torch Only	323
• Vapor Hand Torch Kit	321
• Vapor Jet Torch	322
• Vapor Torch Kits	321
• Reed Switches	33
• Regulators	
• Appliance - Fisher	71
• Appliance - MEC	80, 82
• Commercial - Fisher	59-69
• Commercial - MEC	76-78
• Domestic - Fisher	54-58
• Domestic - MEC	72-75
• Plug, Adaptor, & Filter Assy	71
• Relief Valve Bulk Storage - Fisher	274-275
• Relief Valve Bulk Storage - MEC	276-278
• Relief Valve - Domestic Tank	126
• Relief Valve - Forklift	115
• Relief Valve - Hydrostat	125
• Relief Valve - Motor Fuel	123
• Relief Valve Rain Cap	274, 278
• Remote Liquid Level Valves	114
• Retro Q Adaptor	236
• Repair Kits & Parts For Obsolete Valves	122
• Rings & Chains	112
• Riser - Poly Flexable/Rigid	138-138
• RoadMaster Gauge Parts	25
• RoadMaster Mobile Gauges	24
• Rotary Actuators - Fisher	254
• Rotary Actuators - MEC	257
• Rotary Gauge Parts	29
• Rotary Gauges	29
• RotaSeal Hose Swivel	232
S	
• Safe-T-Locks	320
• Scales	130
• Schedule 80	
• Extra Heavy Swage Nipples	100
• Extra Heavy Welded Nipples	100
• Forged Steel Fittings	101
• Forged Steel Hex Bushings	101
• Forged Steel Hex Head Plugs	101
• Forged Steel Reducing Couplings	102
• Forged Steel Unions	101
• Schrader Valve	89
• Sender	33
• Senior Above Ground LP Gauges	18
• Senior Gauge Parts	18
• Service Valve	118
• ASME	118
• Cylinder	119
• DOT	120
• Forklift	115
• Motor Fuel	123
• Tools	118
• Vapor	121
• Serviceman’s Friend	90
• Slack Tube Manometer	91
• Spanner Wrench	112
• Spiral Hose Wrap	6
• Squibb Taylor	
• Angle Valves	238
• Back Check Valves	283
• Excess Flow Valves	280
• Globe Valves	239
• Hose End Valves	232
• Quick Acting Hose End Valves	232
• RotaSeal Hose Swivel	232

Index

• SS Flex Connectors	288
• Static Strap	288
• Stationary Tank Monitor	32
• Stay-Longer Propane Kit	327
• Steel Acmes	
• Acme Adaptor Caps	109
• Female Acme Caps	111
• Female Acme Vapor Couplings	110
• Filler Couplings	108
• Male Acme X FNPT Adaptors	109
• Male Acme X Male Acme Adaptors	109
• Male Acme X MNPT Adaptors	109
• Steel Back Check Valves	283-287
• Steel Excess Flow Valves	280-283
• Stickers	315-319
• Storage Gauge	26-27
• Storage Gauge - Dials	38-41
• Storage Gauge - Rotary	29
• Storage Tank Monitor Parts	33
• Strainers-Y	286
• Swivel Hose Unions	10
T	
• Tank Foot	128
• Tee Blocks	88
• Tee Checks	88
• Teflon® Tape	314
• Test Equipment	
• Dwyer Manometers	91
• Gauges	90-91
• High Pressure	92
• Low Pressure	90
• Pressure Tap Valves & Adaptors	89
• Serviceman's Friend	90
• The Eliminator™	28
• The Eliminator™ Dials	28
• Thermocouples	320
• Threaded LP Gauges	
• 3/4" LP Gauges	19
• 1" LP Gauges	20
• 1 1/4" LP Gauges	21
• Thermometers	279
• Tola	314
• Toolbox	289
• Torches - Red Dragon	321-323
• Tracer Wire	138
• Transfer Valve	117
• Trans-Max Float Gauges	30
• Trap-All Filters	258
• TriPin Loading Arm	292
• TriPod Accessories	292
• TriPod Safety Couplers	292
• Tube Cutters	133
• Tubing - Air (Internal & ESV Valve Actuators)	258
• Tubing - Copper - **See Copper**	
• Tubing - Gastite - **See Gastite**	
• Tubing - Poly - **See Poly Pipe**	
• Tubing Push Connectors	258
• Tub-O Towels	314
U	
• Underground Tank Cluster Manifold	118
• Underground Tank Tool	118
V	
• Valve	
• Angle & Globe - Fisher	240
• Angle & Globe - MEC	241-243
• Angle & Globe - Squibb Taylor	238-239
• Appliance	104
• ASME Tank	118
• Ball - Brass Body	237
• Ball - SS Steel Body	237
• Ball - Steel Body	237
• DOT Tank	120
• Forklift	115
• Liquid Withdrawal	116
• Motor Fuel	123
• Service - **See Service Valve**	
• Valve Locks	320
• Valve Wrenches	131
• Vapor Hose	8
• Vapor Hose Assemblies	8
• Vapor Meters	139
• Vapor Service	
• Multi-Service Valves & Parts	121
• Return Valve	122
• Service Connectors	122
• Service Valves & Parts	121
• Parts	120
• Valves	120
• Vaporizer - **See Algas**	
• Vaporizer - **See Impco**	
• Vertical Cylinder LP Gauges	22
• Vertical Cylinder Multivalve	119
W	
• Wetline Assembly	7
• Wheel Chocks	289
• Wire-Braided Hose & Fittings	9
• Wire-Braided Hose Couplings	9
Y	
• Y-Strainers	286

Squibb-Taylor's Quality Policy

We will provide defect-free products and service to our customers and associates.

We will fully understand the requirements of our jobs and the systems that support us.

We will conform to these requirements at all times.

Squibb-Taylor, Inc., established in 1947, has been serving the LP-Gas industry with quality lines and services for over seventy-eight years.

Squibb-Taylor, Inc., is responsible for the marketing of Taylor's liquid level gauges and Parker PGI International valves for the LP-Gas industry.

In addition, Squibb-Taylor, Inc., is a leading distributor of a complete line of supply items for the LP-Gas markets. As well Squibb Taylor has a state of the art hose production facility for assembling LP-Gas custom hose lengths.

Squibb-Taylor's Dallas headquarters is the hub of planning, the respective production projections and the research and development programs of its affiliates. The Dallas facility houses 35,000 square feet of space which consists of offices, conference room, & a 25,000 square foot warehouse.

We wish to thank you for the support and confidence you have shown in Squibb-Taylor and sincerely hope the relationships we have cultivated over seventy-eight years of service will continue for decades to come.

TERMS & CONDITIONS

Payment
To customers with established credit, *net 30 days from date of invoice.* Customers without established credit will be shipped C.O.D., credit card with percentage upcharge or cash in advance.

Prices
All prices are subject to change without notice and are not guaranteed. Confirmed Purchase Order Pricing will be effective with "in stock inventory only" at Squibb Taylor, Inc. Backordered items are subject to current Squibb Taylor pricing on day of shipment.

Special Orders
On special items we order that are not normal stock items, we cannot accept cancellations or returns and may require prepayment at the discretion of Squibb-Taylor.

Returned Material
No material should be returned for credit without Seller's prior approval. Transportation charges must be prepaid. A restocking charge may apply. Merchandise returned must be accompanied by a Returned Goods Authorization (RGA) number, which is provided to customer by Squibb-Taylor.

Taxes
Buyer shall be liable for all Sales, Use, or Excise taxes not included in total invoice price.

Shortage Claims
Claims for shortages must be made within ***10 Days*** after receipt of shipment.

Warranty
Warranties as expressed by individual manufacturers will be honored.

Visit our Website @ www.squibbtaylor.com for Updates, Changes, New Products, IOM Manual - (Installation, Operation, & Maintenance Instructions), Service Guides & to Sign up for our Newsletter.

OFFER OF SALE

The items described in this document and other documents and descriptions provided by Squibb Taylor, Inc. and its authorized distributors ("Seller") are hereby offered for sale at prices to be established by Seller. This offer and its acceptance by any customer ("Buyer") shall be governed by all of the following Terms and Conditions. Buyer's order for any item described in its document, when communicated to Seller verbally, or in writing, shall constitute acceptance of this offer. All goods, services or work described will be referred to as "Products".

1. **Terms and Conditions.** Seller's willingness to offer Products, or accept an order for Products, to or from Buyer is subject to these Terms and Conditions or any newer version of the terms and conditions found on-line at www.squibbtaylor.com. Seller objects to any contrary or additional terms or conditions of Buyer's order or any other document issued by Buyer.

2. **Price Adjustments; Payments.** Prices for products covered by this Agreement may be Adjusted by the seller at any time prior to shipment and regardless of the acceptance of the issuance of a sales confirmation, to reflect any increase in Sellers's net price or cost of raw materials. This does not include sales, use, or other taxes unless specifically stated. Unless otherwise specified by Seller, all prices are F.C.A. Seller's facility (INCOTERMS 2010). Payment is subject to credit approval and is due 30 days from the date of invoice or such other term as required by Seller's Credit Department, after which Buyer shall pay interest on any unpaid invoices at the rate of 1.5% per month or the maximum allowable rate under applicable law.

3. **Delivery Dates; Title and Risk; Shipment.** All delivery dates are approximate and Seller shall not be responsible for any damages resulting from any delay. Regardless of the manner of shipment, title to any products and risk of loss or damage shall pass to Buyer upon placement of the products with the shipment carrier at Seller's facility. Unless otherwise stated, Seller may exercise its judgment in choosing the carrier and means of delivery. No deferment of shipment at Buyers' request beyond the respective dates indicated will be made except on terms that will indemnify, defend and hold Seller harmless against all loss and additional expense. Buyer shall be responsible for any additional shipping charges incurred by Seller due to Buyer's acts or omissions.

4. **Warranty.** Seller warrants that the Products sold hereunder shall be free from defects in material or workmanship for a period of twelve months from the date of delivery to Buyer or 2,000 hours of normal use, whichever occurs first. The prices charged for Seller's products are based upon the exclusive limited warranty stated above, and upon the following disclaimer: **DISCLAIMER OF WARRANTY: THIS WARRANTY COMPRISES THE SOLE AND ENTIRE WARRANTY PERTAINING TO PRODUCTS PROVIDED HEREUNDER. SELLER DISCLAIMS ALL OTHER WARRANTIES, EXPRESS AND IMPLIED, INCLUDING DESIGN, MERCHANTABILITY AND FITNESS FOR A PARTICULAR PURPOSE.**

5. **Claims; Commencement of Actions.** Buyer shall promptly inspect all Products upon delivery. No claims for shortages will be allowed unless reported to the Seller within 10 days of delivery. No other claims against Seller will be allowed unless asserted in writing within 30 days after delivery. Buyer shall notify Seller of any alleged breach of warranty within 30 days after the date the defect is or should have been discovered by Buyer. Any action based upon breach of this agreement or upon any other claim arising out of this sale (other than an action by Seller for an amount due on any invoice) must be commenced within 12 months from the date of the breach without regard to the date breach is discovered.

6. **LIMITATION OF LIABILITY.** UPON NOTIFICATION, SELLER WILL, AT ITS OPTION, REPAIR OR REPLACE A DEFECTIVE PRODUCT, OR REFUND THE PURCHASE PRICE. **IN NO EVENT SHALL SELLER BE LIABLE TO BUYER FOR ANY SPECIAL, INDIRECT, INCIDENTAL OR CONSEQUENTIAL DAMAGES ARISING OUT OF, OR AS THE RESULT OF, THE SALE, DELIVERY, NON-DELIVERY, SERVICING, USE OR LOSS OF USE OF THE PRODUCTS OR ANY PART THEREOF, OR FOR ANY CHARGES OR EXPENSES OF ANY NATURE INCURRED WITHOUT SELLER'S WRITTEN CONSENT, EVEN IF SELLER HAS BEEN NEGLIGENT, WHETHER IN CONTRACT, TORT OR OTHER LEGAL THEORY. IN NO EVENT SHALL SELLER'S LIABILITY UNDER ANY CLAIM MADE BY BUYER EXCEED THE PURCHASE PRICE OF THE PRODUCTS.**

7. **User Responsibility.** The user, through its own analysis and testing, is solely responsible for making the final selection of the system and Product and assuring that all performance, endurance, maintenance, safety and warning requirements of the application are met. The user must analyze all aspects of the application and follow applicable industry standards and Product information. If Seller provides Product or system options, the user is responsible for determining that such data and specifications are suitable and sufficient for all applications and reasonably foreseeable uses of the Products or systems.

8. **Loss to Buyer's Property.** Any designs, tools, patterns, materials, drawings, confidential information or equipment furnished by Buyer or any other items which become Buyer's property, will be considered obsolete and may be destroyed by Seller after two consecutive years have elapsed without Buyer ordering the items manufactured using such property. Seller shall not be responsible for any loss or damage to such property while it is in Seller's possession or control.

9. **Special Tooling.** A tooling charge may be imposed for any special tooling, including without limitation, dies, fixtures, molds and patterns, acquired to manufacture Products. Such special tooling shall be and remain Seller's property notwithstanding payment of any charges by Buyer. In no event will Buyer acquire any interest in apparatus belonging to Seller which is utilized in the manufacture of the Products, even if such apparatus has been specially converted or adapted for such manufacture and notwithstanding any charges paid by Buyer. Unless otherwise agreed, Seller shall have the right to alter, discard or otherwise dispose of any special tooling or other property in its sole discretion at any time.

10. **Buyer's Obligation; Rights of Seller.** To secure payment of all sums due or otherwise, Seller shall retain a security interest in the goods delivered and this agreement shall be deemed a Security Agreement under the Uniform Commercial Code. Buyer authorizes Seller as its attorney to execute and file on Buyer's behalf all documents Seller deems necessary to perfect its security interest.

11. **Improper use and Indemnity.** Buyer shall indemnify, defend, and hold Seller harmless from any claim, liability, damages, lawsuits, and costs (including attorney fees), whether for personal injury, property damage, patent, trademark or copyright infringement or any other claim, brought by or incurred by Buyer, Buyer's employees, or any other person, arising out of: (a) improper selection, improper application or other misuse of Products purchased by Buyer from Seller; (b) any act or omission, negligent or otherwise, of Buyer; (c) Seller's use of patterns, plans, drawings, or specifications furnished by Buyer to manufacture Product; or (d) Buyer's failure to comply with these terms and conditions. Seller shall not indemnify Buyer under any circumstance except as otherwise provided.

12. **Cancellations and Changes.** Orders shall not be subject to cancellation or change by Buyer for any reason, except with Seller's written consent and upon terms that will indemnify, defend and hold Seller harmless against all direct, incidental and consequential loss or damage. Seller may change product features, specifications, designs and availability with notice to Buyer.

13. **Limitation on Assignment.** Buyer may not assign its rights or obligations under this agreement without the prior written consent of Seller.

14. F**orce Majeure.** Seller does not assume the risk and shall not be liable for delay or failure to perform any of Seller's obligations by reason of circumstances beyond the reasonable control of Seller (hereinafter "Events of Force Majeure"). Events of Force Majeure shall include without limitation: accidents, strikes or labor disputes, acts of any government or government agency, acts of nature, delays or failures in delivery from carriers or suppliers, shortages of materials, or any other cause beyond Seller's reasonable control.

15. **Waiver and Severability.** Failure to enforce any provision of this agreement will not waive that provision nor will any such failure prejudice Seller's right to enforce that provision in the future. Invalidation of any provision of this agreement by legislation or other rule of law shall not invalidate any other provision herein. The remaining provisions of this agreement will remain in full force and effect.

16. **Termination.** Seller may terminate this agreement for any reason and at any time by giving Buyer thirty (30) days written notice of termination. Seller may immediately terminate this agreement, in writing, if Buyer: (a) commits a breach of any provision of this agreement (b) appointments a trustee, receiver or custodian for all or any part of Buyer's property (c) files a petition for relief in bankruptcy on its own behalf, or by a third party (d) makes an assignment for the benefit of creditors, or (e) dissolves or liquidates all or a majority of its assets.

17. **Governing Law.** This agreement and the sale and delivery of all Products hereunder shall be deemed to have taken place in and shall be governed and construed in accordance with the laws of the State of Texas, as applicable to contracts executed and wholly performed therein and without regard to conflicts of laws principles. Buyer irrevocably agrees and consents to the exclusive jurisdiction and venue of the courts of Dallas County, Texas with respect to any dispute, controversy or claim arising out of or relating to this agreement.

18. **Indemnity for Infringement of Intellectual Property Rights.** Seller shall have no liability for infringement of any patents, trademarks, copyrights, trade dress, trade secrets or similar rights except as provided in this Section. Seller will defend and indemnify Buyer against allegations of infringement of U.S. patents, U.S. trademarks, copyrights, trade dress and trade secrets ("Intellectual Property Rights"). Seller will defend at its expense and will pay the cost of any settlement or damages awarded in an action brought against Buyer based on an allegation that a Product sold pursuant to this Agreement infringes the Intellectual Property Rights of a third party. Seller's obligation to defend and indemnify Buyer is contingent on Buyer notifying Seller within ten (10) days after Buyer becomes aware of such allegations of infringement, and Seller having sole control over the defense of any allegations or actions including all negotiations for settlement or compromise. If a Product is subject to a claim that it infringes the Intellectual Property Rights of a third party, Seller may, at its sole expense and option, procure for Buyer the right to continue using the Product, replace or modify the Product so as to make it non infringing, or offer to accept return of the Product and return the purchase price less a reasonable allowance for depreciation. Notwithstanding the foregoing, Seller shall have no liability for claims of infringement based on information provided by Buyer, or directed to Products delivered hereunder for which the designs are specified in whole or part by Buyer, or infringements resulting from the modification, combination or use in a system of any Product sold hereunder. The foregoing provisions of this Section shall constitute Seller's sole and exclusive liability and Buyer's sole and exclusive remedy for infringement of Intellectual Property Rights.

19. **Entire Agreement.** This agreement contains the entire agreement between the Buyer and Seller and constitutes the final, complete and exclusive expression of the terms of sale. All prior or contemporaneous written or oral agreements or negotiations with respect to the subject matter are herein merged.

20. **Compliance with Law, U. K. Bribery Act and U.S. Foreign Corrupt Practices Act.** Buyer agrees to comply with all applicable laws and regulations, including both those of the United Kingdom and the United States of America, and of the country or countries of the Territory in which Buyer may operate, including without limitation the U. K. Bribery Act, the U.S. Foreign Corrupt Practices Act ("FCPA") and the U.S. Anti-Kickback Act (the "Anti-Kickback Act"), and agrees to indemnify and hold harmless Seller from the consequences of any violation of such provisions by Buyer, its employees or agents. Buyer acknowledges that they are familiar with the provisions of the U. K. Bribery Act, the FCPA and the Anti-Kickback Act, and certifies that Buyer will adhere to the requirements thereof. In particular, Buyer represents and agrees that Buyer shall not make any payment or give anything of value, directly or indirectly to any governmental official, any foreign political party or official thereof, any candidate for foreign political office, or any commercial entity or person, for the purpose of influencing such person to purchase products or otherwise benefit the business of Seller.

SQUIBB TAYLOR

www.squibbtaylor.com

10480 Shady Trail #106
Dallas, Tx. 75220

800.345.8105
Ph 214.357.4591
Fax 214.357.5923